



Report No.:

Test Time: 2019-6-5 08:51

Luminaire Property

Luminaire Manufacturer: ASD Lighting corp
Voltage: 120.0 V
Power: 94.44 W
Model: ASD-LRLB-100DCC-BZ-PRM


Current: 0.7974 A
Power Factor: 0.987

Photometric Results

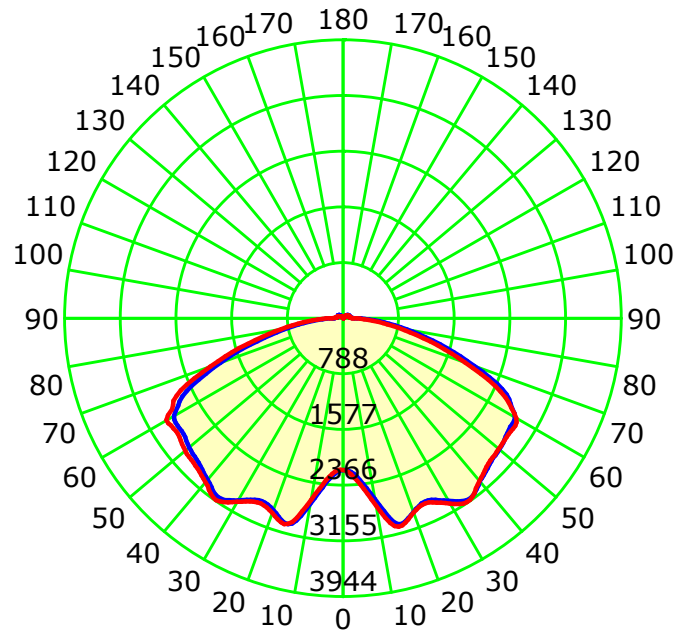
IES Classification: Type IV
Total Rated Lamp Lumens: 13999.8 lm
Efficiency: 100%
Upward Ratio: 3%
Central Intensity: 2150.34 cd
Pos of Max. Intensity: H315 V35

Longitudinal Classification: Very Short
Measurement Flux: 13999.8 lm
Downward Ratio: 97%
Luminaire Efficacy Rating (LER): 148.24
Max. Intensity: 3156 cd

Picture Of Luminaire



Luminous Intensity Distribution Curve



Unit: cd

Average Diffuse Angle(50%): 146.1°

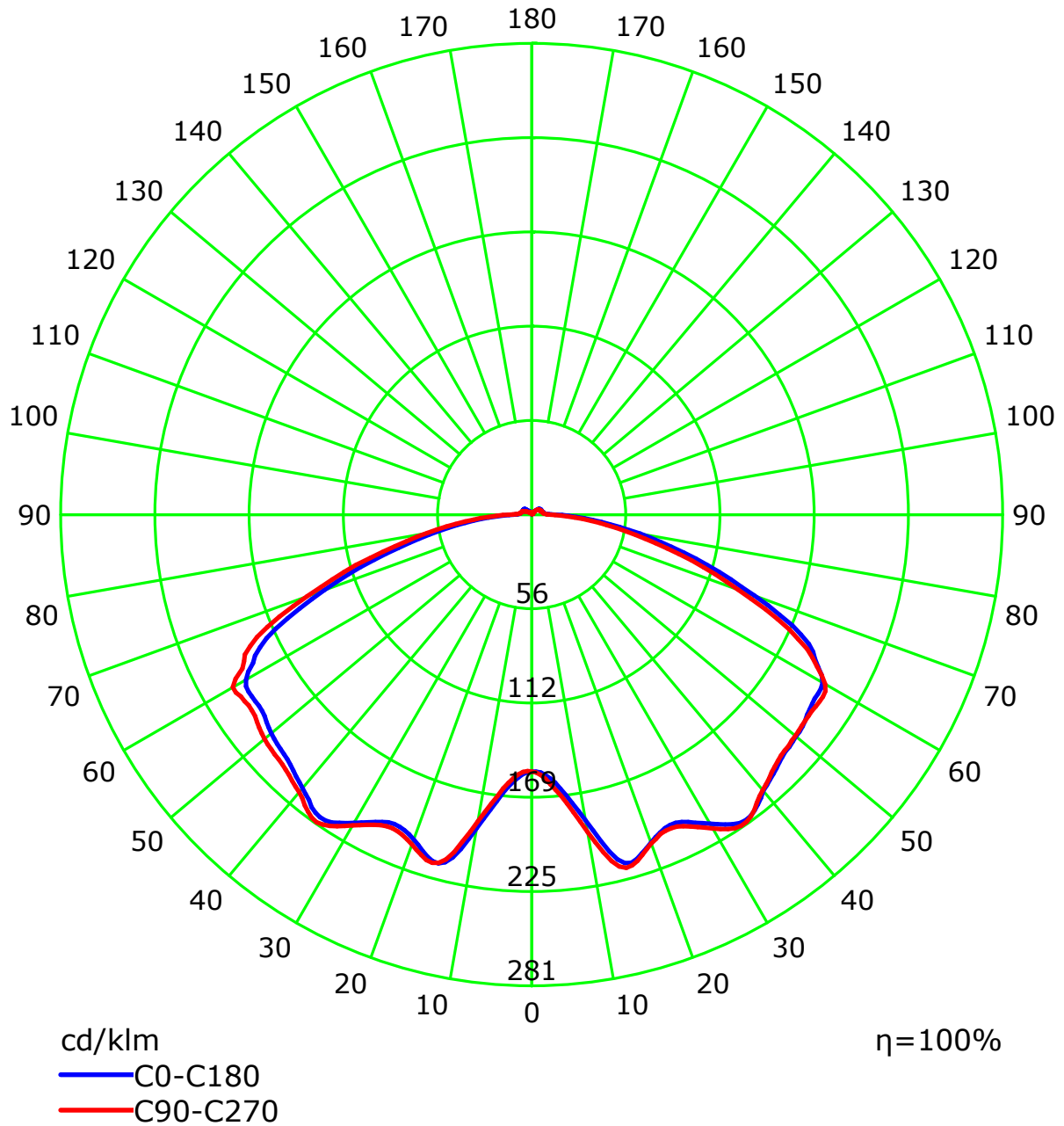
— C0-C180 — C90-C270

C Plane (°):0.0-360.0: 22.5
Test Lab:
Test Type: TYPE C
Temperature: 27.2 °C
Operator:

Gamma Plane (°):0.0-180.0:1.0
Test Device: GPM-3000
Distance: 14.040 m [K=1.0000]
Humidity:
Inspector:



Luminous Intensity Distribution Curve(cd/klm)

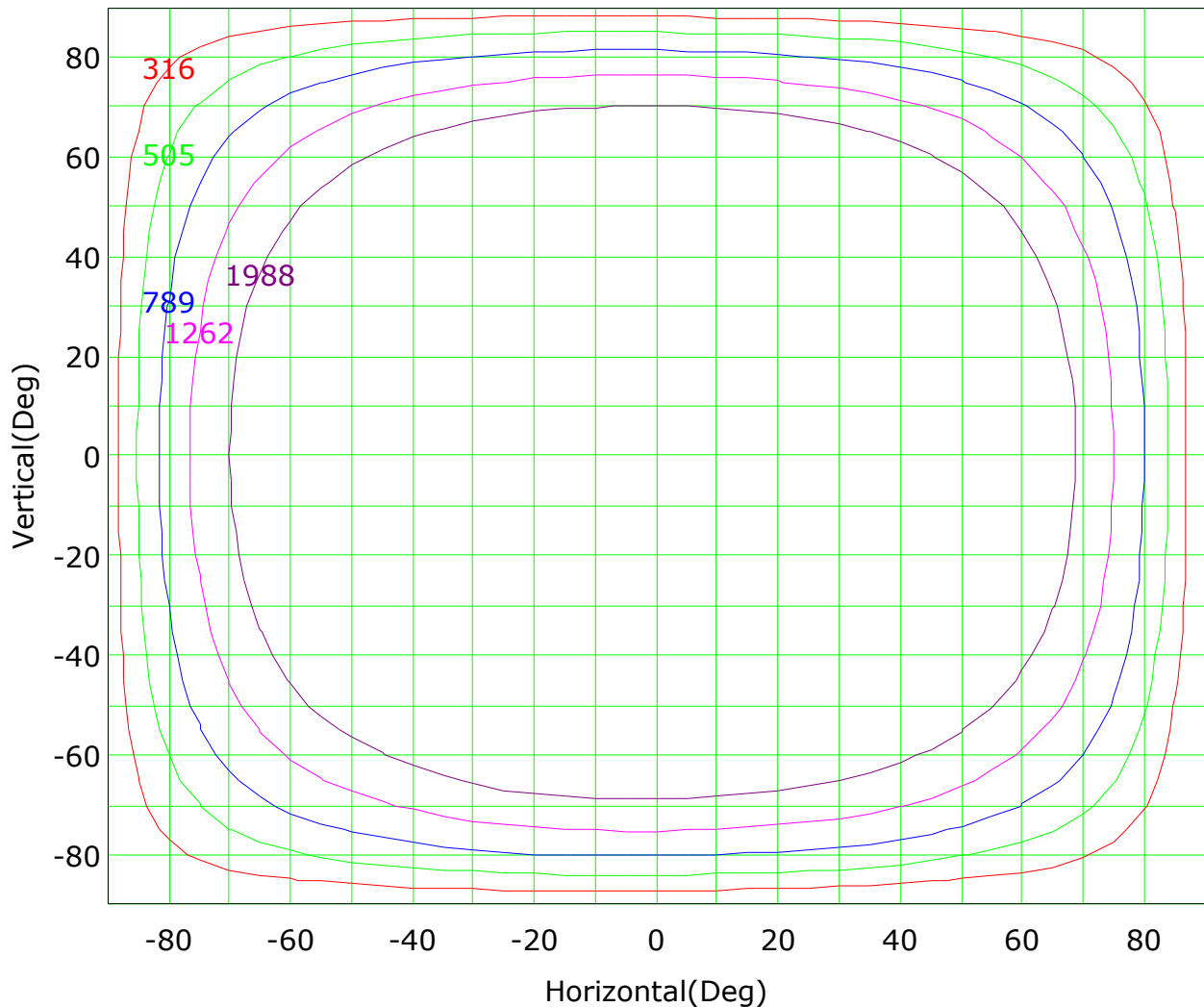


C Plane (°):0.0-360.0: 22.5
Test Lab:
Test Type: TYPE C
Temperature: 27.2 'C
Operator:

Gamma Plane (°):0.0-180.0:1.0
Test Device: GPM-3000
Distance: 14.040 m [K=1.0000]
Humidity:
Inspector:



Isocandela (rectangle)



Imax (100%): 3156 cd

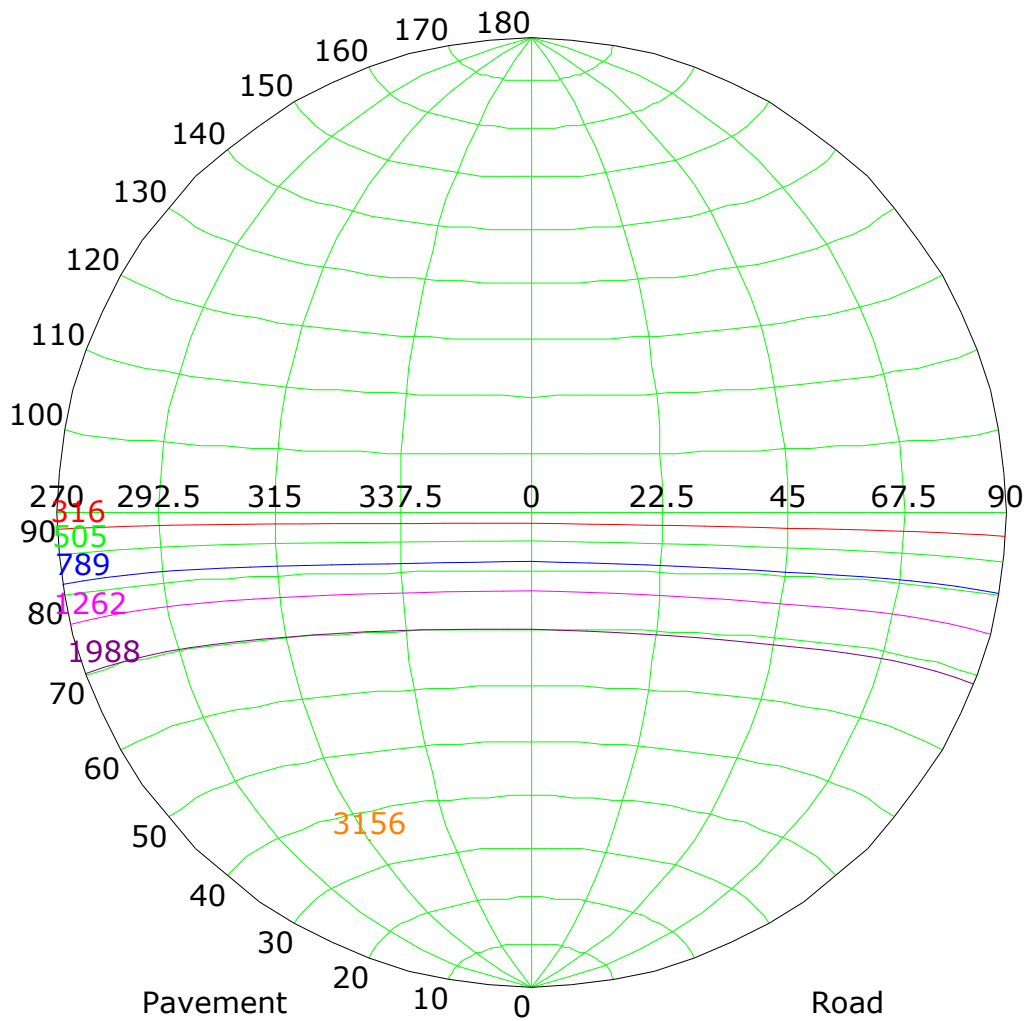
- | | |
|-----------------|-----------------|
| (10%): 316 cd | (16%): 505 cd |
| (25%): 789 cd | (40%): 1262 cd |
| (63%): 1988 cd | (100%): 3156 cd |

C Plane (°):0.0-360.0: 22.5
Test Lab:
Test Type: TYPE C
Temperature: 27.2 'C
Operator:

Gamma Plane (°):0.0-180.0:1.0
Test Device: GPM-3000
Distance: 14.040 m [K=1.0000]
Humidity:
Inspector:



Isocandela (sphere)



Imax (100%): 3156 cd

(10%): 316 cd	(16%): 505 cd
(25%): 789 cd	(40%): 1262 cd
(63%): 1988 cd	(100%): 3156 cd

C Plane (°):0.0-360.0: 22.5

Test Lab:

Test Type: TYPE C

Temperature: 27.2 'C

Operator:

Gamma Plane (°):0.0-180.0:1.0

Test Device: GPM-3000

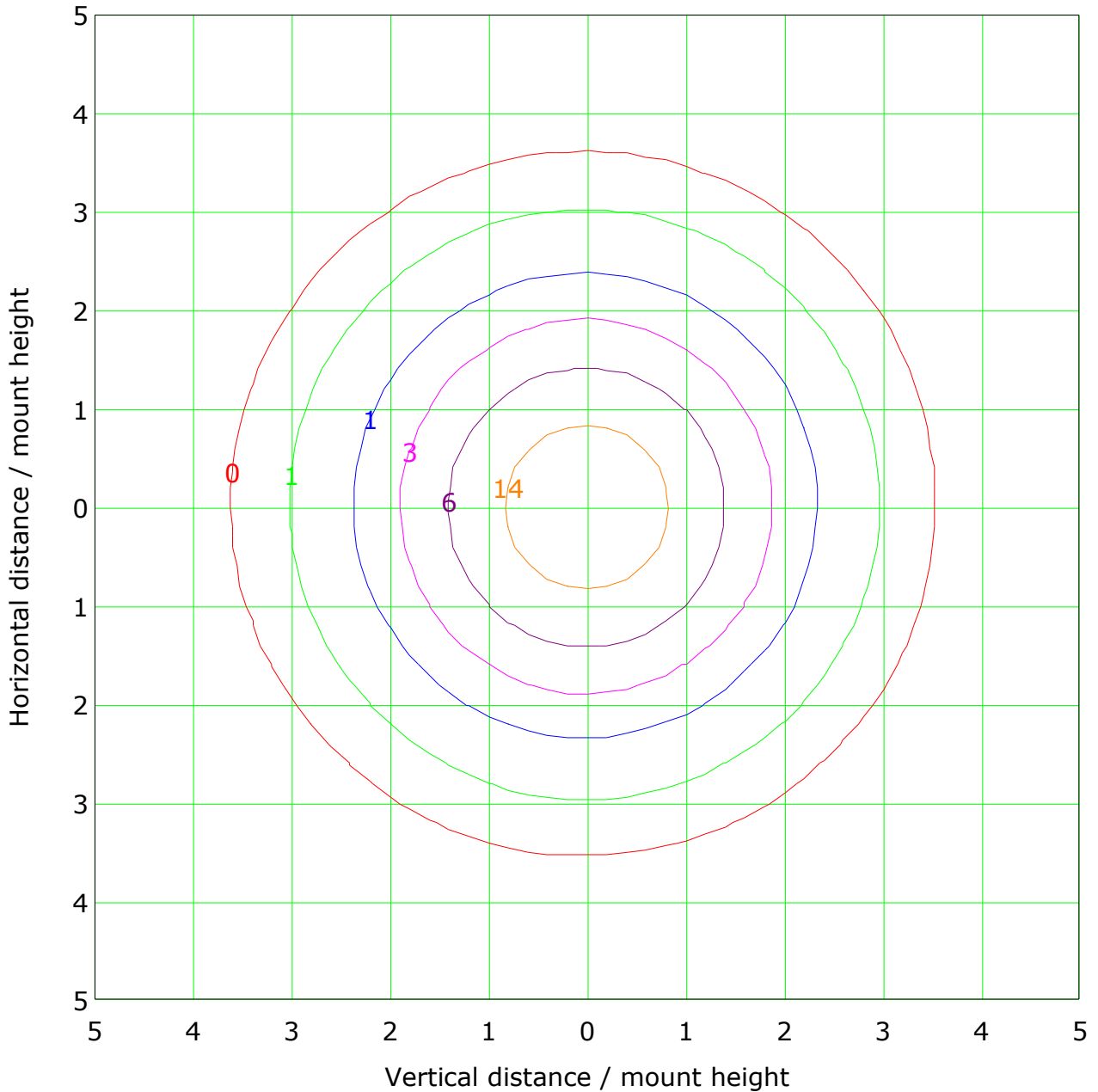
Distance: 14.040 m [K=1.0000]

Humidity:

Inspector:



IsoLux Plot



Mounting Height: 10.0m		Max Lux(100%): 27.8 lx	
— (1%):	0.3 lx	— (2%):	0.6 lx
— (5%):	1.4 lx	— (10%):	2.8 lx
— (20%):	5.6 lx	— (50%):	13.9 lx
— (100%):	27.8 lx		

C Plane (°):0.0-360.0: 22.5
Test Lab:
Test Type: TYPE C
Temperature: 27.2 'C
Operator:

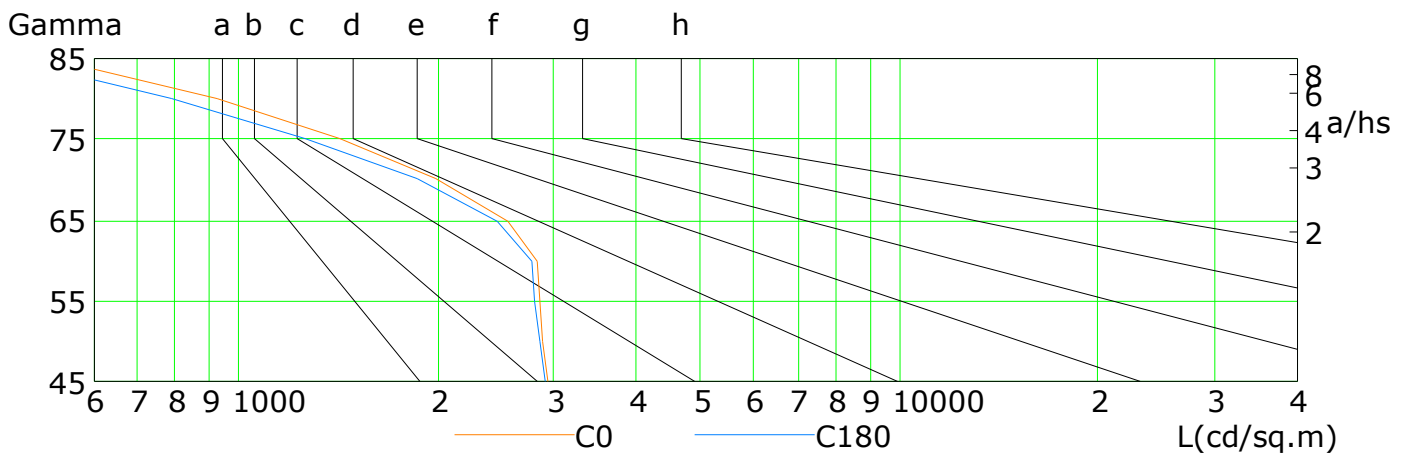
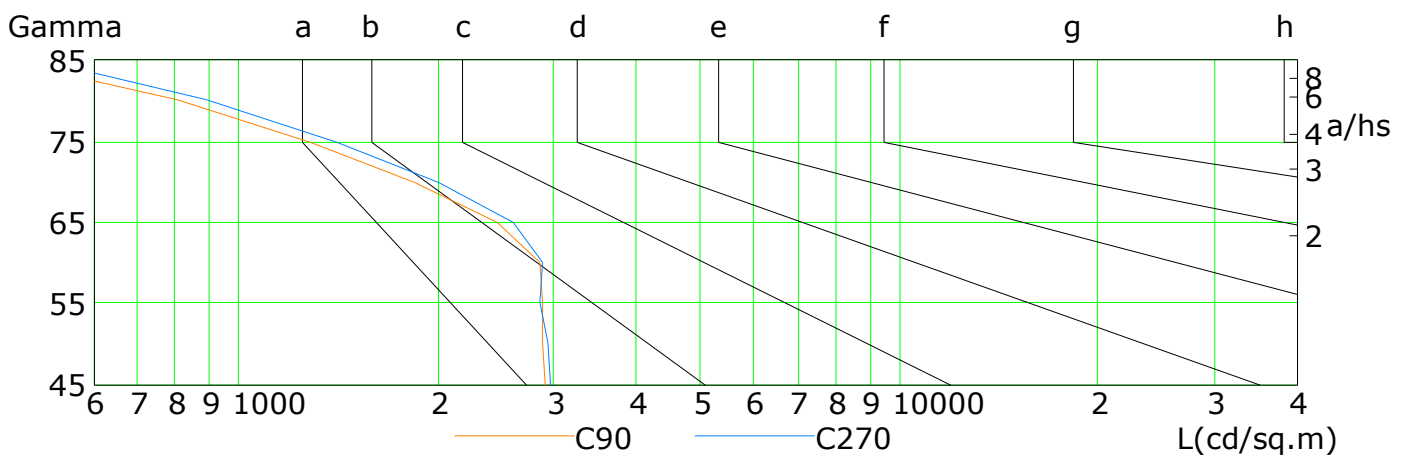
Gamma Plane (°):0.0-180.0:1.0
Test Device: GPM-3000
Distance: 14.040 m [K=1.0000]
Humidity:
Inspector:



Lum Limit Curve

Dazzle	Quality	Illuminance (lx)							
		2000	1000	500	<=300				
1.15	A	2000	1000	500	<=300				
1.50	B		2000	1000	500	<=300			
1.85	C			2000	1000	500	<=300		
2.20	D				2000	1000	500	<=300	
2.55	E					2000	1000	500	<=300

a b c d e f g h



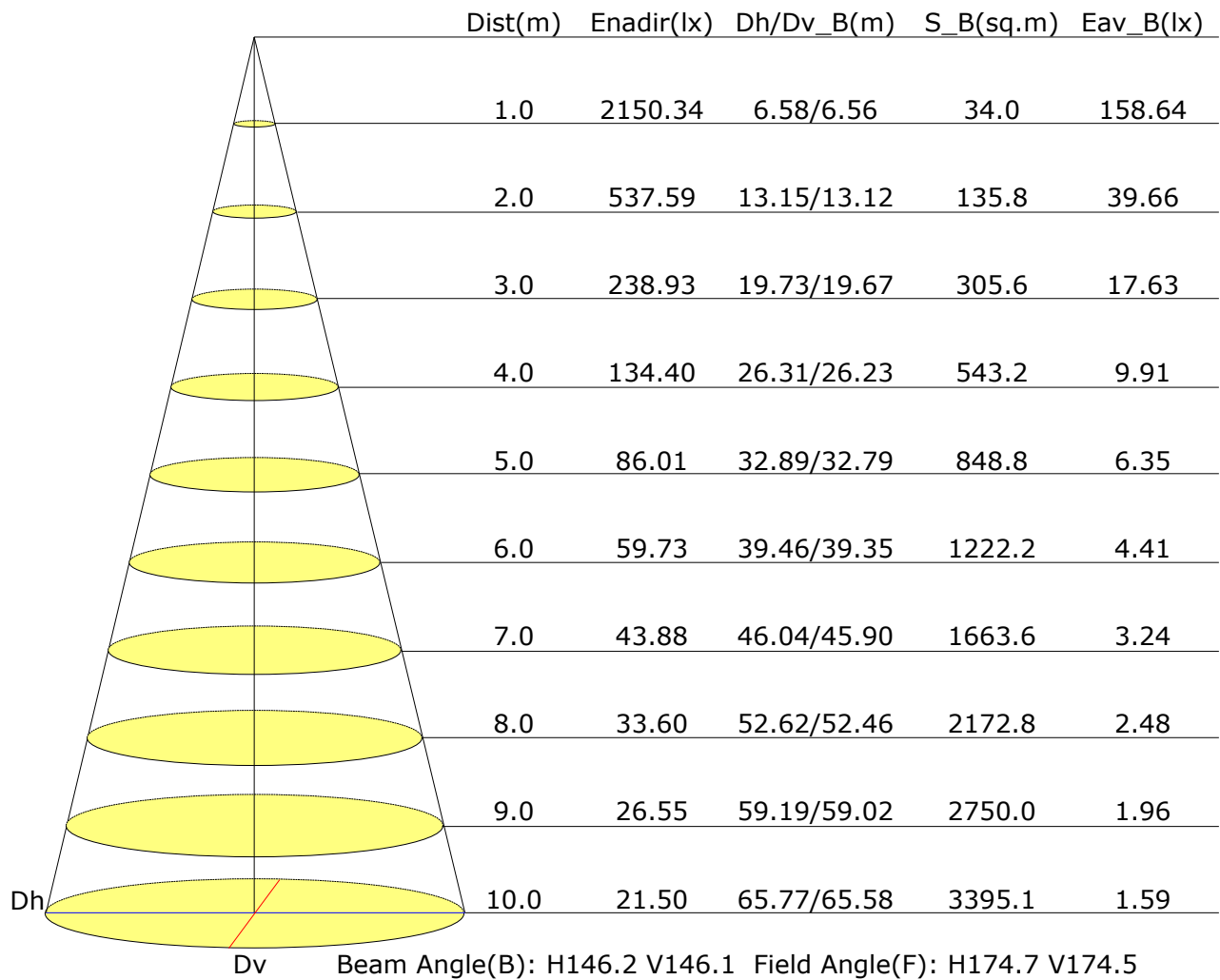
L(cd/sq.m)	G45	G50	G55	G60	G65	G70	G75	G80	G85
C0	2934	2889	2842	2813	2560	1983	1423	922	515
C90	2915	2883	2866	2838	2463	1839	1279	803	430
C180	2897	2848	2790	2766	2451	1850	1262	790	426
C270	2957	2923	2862	2891	2603	2003	1402	892	494

C Plane (°):0.0-360.0: 22.5
Test Lab:
Test Type: TYPE C
Temperature: 27.2 'C
Operator:

Gamma Plane (°):0.0-180.0:1.0
Test Device: GPM-3000
Distance: 14.040 m [K=1.0000]
Humidity:
Inspector:



Illuminance at a Distance

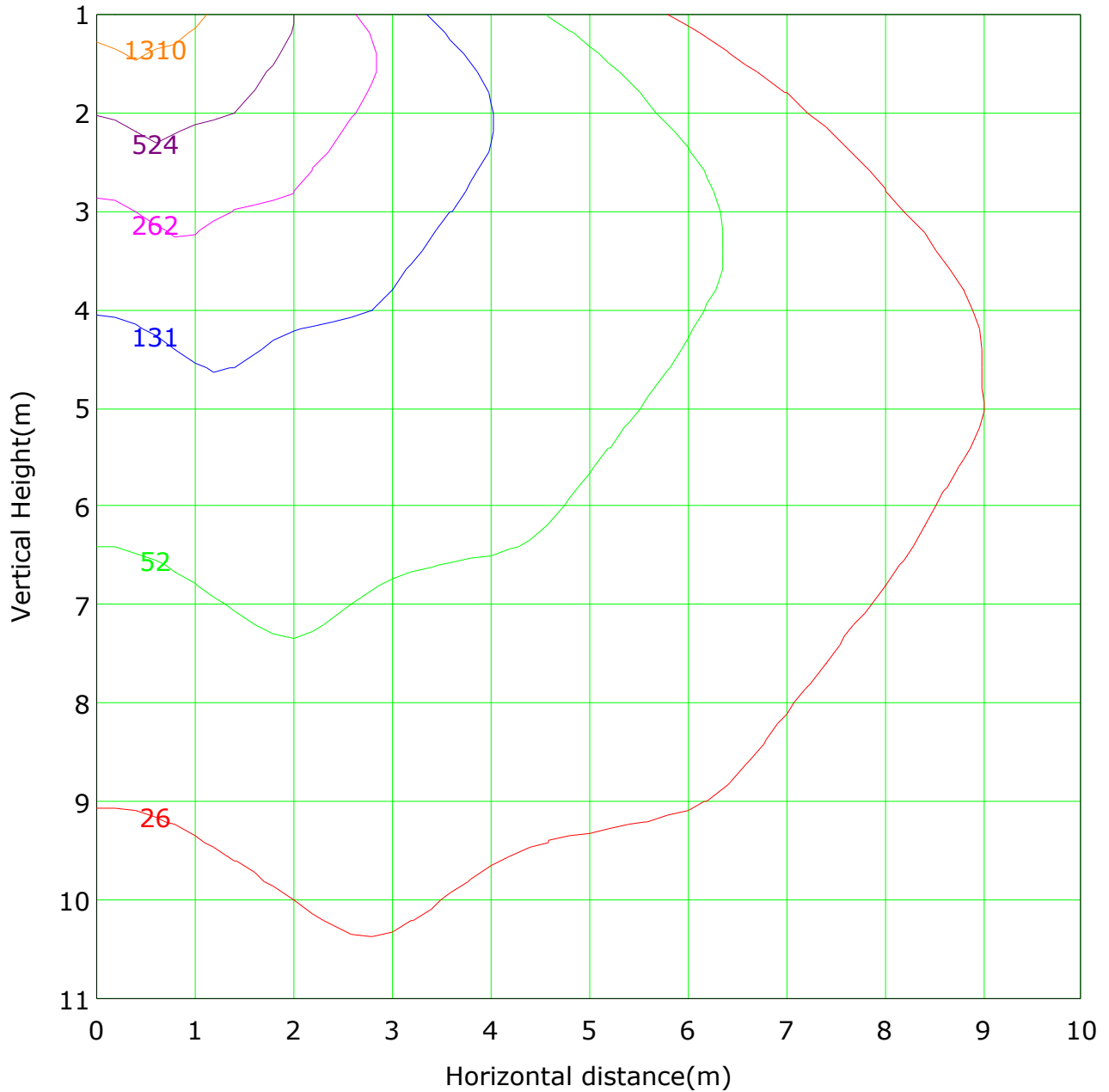


C Plane (°):0.0-360.0: 22.5
 Test Lab:
 Test Type: TYPE C
 Temperature: 27.2 °C
 Operator:

Gamma Plane (°):0.0-180.0:1.0
 Test Device: GPM-3000
 Distance: 14.040 m [K=1.0000]
 Humidity:
 Inspector:



Vertical IsoLux Plot



Lowest(m): 1.0m Highest(m): 11.0m Max Lux: 2619.7 lx
— (1%): 26.2 lx — (2%): 52.4 lx
— (5%): 131.0 lx — (10%): 262.0 lx
— (20%): 523.9 lx — (50%): 1309.8 lx
— (100%): 2619.7 lx


C Plane (°): 0.0-360.0: 22.5
Test Lab:
Test Type: TYPE C
Temperature: 27.2 °C
Operator:

Gamma Plane (°): 0.0-180.0: 1.0
Test Device: GPM-3000
Distance: 14.040 m [K=1.0000]
Humidity:
Inspector:



The Average Illuminance Effective Figure

Flux Out: 12160.94lm



C Plane (°):0.0-360.0: 22.5
 Test Lab:
 Test Type: TYPE C
 Temperature: 27.2 °C
 Operator:

Gamma Plane (°):0.0-180.0:1.0
 Test Device: GPM-3000
 Distance: 14.040 m [K=1.0000]
 Humidity:
 Inspector:



UGR Table

Reflectance:										
Ceiling (cavity)	0.7	0.7	0.5	0.5	0.3	0.7	0.7	0.5	0.5	0.3
Wall	0.5	0.3	0.5	0.3	0.3	0.5	0.3	0.5	0.3	0.3
Reference plane	0.2	0.2	0.2	0.2	0.2	0.2	0.2	0.2	0.2	0.2
Room dimensions	Viewed crosswise					Viewed endwise				
X=2H Y=2H	-1.\$	-1.\$	-1.\$	-1.\$	-1.\$	-1.\$	-1.\$	-1.\$	-1.\$	-1.\$
3H	-1.\$	-1.\$	-1.\$	-1.\$	-1.\$	-1.\$	-1.\$	-1.\$	-1.\$	-1.\$
4H	-1.\$	-1.\$	-1.\$	-1.\$	-1.\$	-1.\$	-1.\$	-1.\$	-1.\$	-1.\$
6H	-1.\$	-1.\$	-1.\$	-1.\$	-1.\$	-1.\$	-1.\$	-1.\$	-1.\$	-1.\$
8H	-1.\$	-1.\$	-1.\$	-1.\$	-1.\$	-1.\$	-1.\$	-1.\$	-1.\$	-1.\$
12H	-1.\$	-1.\$	-1.\$	-1.\$	-1.\$	-1.\$	-1.\$	-1.\$	-1.\$	-1.\$
X=4H Y=2H	-1.\$	-1.\$	-1.\$	-1.\$	-1.\$	-1.\$	-1.\$	-1.\$	-1.\$	-1.\$
3H	-1.\$	-1.\$	-1.\$	-1.\$	-1.\$	-1.\$	-1.\$	-1.\$	-1.\$	-1.\$
4H	-1.\$	-1.\$	-1.\$	-1.\$	-1.\$	-1.\$	-1.\$	-1.\$	-1.\$	-1.\$
6H	-1.\$	-1.\$	-1.\$	-1.\$	-1.\$	-1.\$	-1.\$	-1.\$	-1.\$	-1.\$
8H	-1.\$	-1.\$	-1.\$	-1.\$	-1.\$	-1.\$	-1.\$	-1.\$	-1.\$	-1.\$
12H	-1.\$	-1.\$	-1.\$	-1.\$	-1.\$	-1.\$	-1.\$	-1.\$	-1.\$	-1.\$
X=8H Y=4H	-1.\$	-1.\$	-1.\$	-1.\$	-1.\$	-1.\$	-1.\$	-1.\$	-1.\$	-1.\$
6H	-1.\$	-1.\$	-1.\$	-1.\$	-1.\$	-1.\$	-1.\$	-1.\$	-1.\$	-1.\$
8H	-1.\$	-1.\$	-1.\$	-1.\$	-1.\$	-1.\$	-1.\$	-1.\$	-1.\$	-1.\$
12H	-1.\$	-1.\$	-1.\$	-1.\$	-1.\$	-1.\$	-1.\$	-1.\$	-1.\$	-1.\$
X=12H Y=4H	-1.\$	-1.\$	-1.\$	-1.\$	-1.\$	-1.\$	-1.\$	-1.\$	-1.\$	-1.\$
6H	-1.\$	-1.\$	-1.\$	-1.\$	-1.\$	-1.\$	-1.\$	-1.\$	-1.\$	-1.\$
8H	-1.\$	-1.\$	-1.\$	-1.\$	-1.\$	-1.\$	-1.\$	-1.\$	-1.\$	-1.\$
Variations with the observer position at spacings:										
S=1.0H										-1.\$/-1.\$
S=1.5H										-1.\$/-1.\$
S=2.0H										-1.\$/-1.\$

Calculate in accordance with CIE Pub.117. The table is revised with 14000lm ($8\log(F/F_0) = 9.2$).

C Plane (°):0.0-360.0: 22.5
 Test Lab:
 Test Type: TYPE C
 Temperature: 27.2 °C
 Operator:

Gamma Plane (°):0.0-180.0:1.0
 Test Device: GPM-3000
 Distance: 14.040 m [K=1.0000]
 Humidity:
 Inspector:



FLUX DISTRIBUTION TABLE BASED ON THE IESNA LUMINAIRE CLASSIFICATION SYSTEM

	ZONE	LUMENS	% LAMP LUMENS
	FORWARD LIGHT	6717	48.0
	FL (0°-30°)	1204	8.6
	FM (30°-60°)	3378	24.1
	FH (60°-80°)	1885	13.5
	FVH (80°-90°)	250	1.8
	BACK LIGHT	6837	48.8
	BL (0°-30°)	1202	8.6
	BM (30°-60°)	3391	24.2
	BH (60°-80°)	1972	14.1
	BVH (80°-90°)	272	1.9
	UP LIGHT	446	3.2
	UL (90°-100°)	129	0.9
	UH (100°-180°)	316	2.3
	TRAPPED LIGHT	NA	NA

BUG(Backlight,Uplight,Glare) Rating Base On TM-15-11	
Asymmetrical Luminaire Types (Type I,II,III,IV)	B3 U3 G3
Quadrilateral Symmetrical Luminaire Types (Type V,Area Light)	B3 U3 G3

C Plane (°):0.0-360.0: 22.5
 Test Lab:
 Test Type: TYPE C
 Temperature: 27.2 'C
 Operator:

Gamma Plane (°):0.0-180.0:1.0
 Test Device: GPM-3000
 Distance: 14.040 m [K=1.0000]
 Humidity:
 Inspector:



Candlepower Table

Unit: cd

G\C	C0.0	C22.5	C45.0	C67.5	C90.0	C112.5	C135.0	C157.5	C180.0	C202.5
G0.0	2150.3	2150.3	2150.3	2150.3	2150.3	2150.3	2150.3	2150.3	2150.3	2150.3
G1.0	2150.9	2153.4	2156.5	2158.1	2158.5	2159.7	2157.3	2155.6	2156.3	2151.2
G2.0	2160.7	2166.4	2174.3	2178.8	2181.2	2181.8	2176.7	2173.3	2174.1	2167.8
G3.0	2181.6	2190.1	2211.7	2212.4	2215.1	2213.8	2209.1	2201.9	2204.0	2196.2
G4.0	2212.3	2225.1	2249.2	2251.7	2261.9	2256.5	2251.3	2241.6	2242.4	2233.6
G5.0	2252.1	2268.1	2294.2	2303.3	2312.3	2306.6	2299.9	2288.4	2288.3	2278.7
G6.0	2308.4	2320.3	2348.0	2359.7	2370.2	2375.5	2359.4	2347.6	2342.4	2331.0
G7.0	2366.9	2380.7	2412.0	2424.9	2437.6	2443.2	2425.5	2412.4	2418.1	2401.1
G8.0	2435.8	2452.1	2487.0	2503.3	2514.9	2522.9	2502.4	2487.2	2493.0	2474.5
G9.0	2514.5	2533.3	2573.4	2588.3	2599.9	2608.4	2600.5	2571.6	2576.1	2554.6
G10.0	2599.0	2633.9	2663.6	2679.4	2696.1	2696.8	2688.8	2658.5	2666.3	2642.8
G11.0	2693.3	2729.1	2758.8	2790.3	2793.6	2791.9	2782.8	2766.8	2765.5	2739.1
G12.0	2793.8	2824.4	2855.4	2887.7	2889.7	2885.7	2873.0	2855.7	2862.6	2833.2
G13.0	2893.9	2916.3	2942.9	2978.1	2976.3	2966.4	2947.1	2935.2	2944.5	2931.9
G14.0	2975.7	2984.0	3005.8	3042.6	3036.1	3021.5	2999.9	2991.9	2998.6	2997.0
G15.0	3021.0	3016.3	3038.9	3069.9	3060.2	3044.0	3015.7	3019.5	3022.0	3031.7
G16.0	3030.9	3016.5	3034.7	3066.9	3055.2	3037.6	3008.9	3018.4	3016.7	3036.5
G17.0	3013.4	2992.3	3005.2	3034.9	3029.8	3008.0	2982.7	2987.7	2992.7	3013.1
G18.0	2983.5	2959.9	2970.9	2986.0	2995.7	2973.2	2951.0	2957.5	2959.4	2979.2
G19.0	2952.7	2928.9	2935.1	2946.9	2961.2	2939.4	2918.4	2926.5	2924.2	2933.3
G20.0	2921.1	2898.6	2903.5	2912.5	2929.7	2909.0	2886.8	2895.7	2892.9	2900.7
G21.0	2892.6	2873.3	2874.5	2885.7	2906.6	2886.2	2864.8	2869.0	2866.9	2870.6
G22.0	2871.5	2854.1	2860.8	2870.7	2882.1	2870.9	2849.6	2854.1	2849.0	2849.1
G23.0	2851.4	2843.9	2852.3	2861.5	2873.9	2859.8	2841.3	2842.4	2837.9	2836.6
G24.0	2844.2	2842.1	2853.4	2862.3	2873.5	2861.0	2840.6	2839.0	2834.5	2831.7
G25.0	2847.8	2848.4	2862.2	2870.3	2881.4	2871.9	2849.0	2843.4	2842.8	2843.7
G26.0	2863.8	2872.1	2878.0	2887.6	2901.0	2890.4	2871.5	2861.3	2861.8	2861.1
G27.0	2888.6	2897.9	2905.1	2916.2	2931.4	2915.8	2898.9	2889.4	2888.0	2888.0
G28.0	2922.5	2929.2	2936.4	2947.8	2961.1	2946.1	2930.7	2917.2	2916.0	2916.7
G29.0	2953.7	2963.0	2972.5	2982.8	2995.4	2980.6	2962.6	2948.2	2947.4	2946.6
G30.0	2986.9	2999.7	3020.9	3021.1	3033.4	3015.2	3000.0	2983.0	2979.5	2981.2
G31.0	3023.0	3038.9	3060.4	3058.8	3069.6	3049.3	3037.4	3020.3	3012.5	3018.5
G32.0	3059.2	3072.3	3096.0	3092.5	3103.8	3079.4	3068.6	3053.9	3041.9	3049.8
G33.0	3090.0	3101.6	3123.5	3117.0	3130.6	3101.1	3092.7	3075.3	3073.6	3077.0
G34.0	3116.5	3118.7	3137.5	3129.2	3141.3	3119.0	3105.9	3090.5	3088.7	3094.0
G35.0	3124.8	3120.9	3136.3	3126.4	3139.1	3118.7	3108.0	3091.5	3093.0	3098.2
G36.0	3118.8	3109.0	3114.0	3112.7	3123.4	3106.3	3096.9	3083.4	3085.0	3085.7

C Plane (°):0.0-360.0: 22.5
 Test Lab:
 Test Type: TYPE C
 Temperature: 27.2 °C
 Operator:

Gamma Plane (°):0.0-180.0:1.0
 Test Device: GPM-3000
 Distance: 14.040 m [K=1.0000]
 Humidity:
 Inspector:



Candlepower Table (Continue 1)

Unit: cd

G\C	C0.0	C22.5	C45.0	C67.5	C90.0	C112.5	C135.0	C157.5	C180.0	C202.5
G37.0	3101.9	3086.5	3091.9	3088.7	3097.8	3081.7	3080.2	3062.2	3066.2	3061.1
G38.0	3077.6	3061.1	3065.4	3062.0	3060.8	3055.5	3053.8	3036.9	3033.5	3030.6
G39.0	3050.2	3035.1	3040.8	3035.4	3033.5	3022.8	3028.3	3017.7	3010.3	3003.6
G40.0	3017.7	3017.0	3018.1	3011.3	3011.5	3000.1	3004.4	2993.8	2989.1	2978.2
G41.0	3002.0	2999.8	2999.4	3000.3	2991.7	2979.7	2981.0	2972.1	2968.8	2960.7
G42.0	2984.2	2984.2	2981.4	2984.7	2970.9	2959.5	2950.6	2950.1	2950.3	2942.1
G43.0	2966.5	2965.7	2960.8	2966.1	2948.5	2939.6	2927.9	2927.6	2930.4	2925.3
G44.0	2950.7	2947.9	2942.7	2946.3	2930.9	2922.1	2914.7	2908.0	2912.0	2900.7
G45.0	2933.6	2931.5	2925.9	2938.1	2915.4	2907.4	2894.1	2890.0	2896.9	2888.7
G46.0	2918.7	2918.0	2916.3	2920.9	2903.8	2896.0	2878.1	2876.2	2885.4	2881.1
G47.0	2907.6	2908.6	2910.2	2917.6	2895.6	2892.3	2860.7	2861.4	2876.8	2877.6
G48.0	2906.2	2900.5	2905.9	2906.1	2895.3	2886.6	2856.9	2856.2	2869.5	2873.3
G49.0	2896.5	2899.0	2903.6	2902.4	2886.1	2882.0	2851.3	2850.2	2859.5	2873.0
G50.0	2889.3	2892.2	2899.7	2904.3	2882.7	2877.6	2844.5	2845.1	2848.1	2865.0
G51.0	2886.7	2886.1	2897.6	2891.0	2877.9	2873.0	2839.8	2839.1	2833.9	2854.8
G52.0	2878.4	2875.9	2886.8	2888.4	2871.7	2867.4	2839.2	2834.5	2820.6	2843.2
G53.0	2867.2	2874.3	2881.3	2881.3	2867.6	2862.1	2836.6	2830.5	2801.9	2830.7
G54.0	2850.9	2866.6	2877.8	2879.5	2865.9	2859.1	2834.5	2824.4	2792.9	2819.3
G55.0	2842.3	2856.9	2877.9	2879.4	2866.1	2857.6	2834.0	2820.6	2790.4	2812.7
G56.0	2833.8	2856.0	2880.3	2882.1	2870.5	2859.2	2836.4	2819.6	2795.3	2813.6
G57.0	2827.7	2863.3	2886.5	2888.4	2874.5	2861.9	2839.9	2821.7	2796.2	2818.4
G58.0	2829.6	2863.0	2896.9	2893.9	2877.1	2857.3	2832.0	2813.4	2797.2	2827.4
G59.0	2827.3	2856.2	2890.6	2888.5	2869.8	2841.4	2812.4	2803.3	2791.8	2834.6
G60.0	2812.9	2826.0	2845.3	2857.5	2837.8	2802.0	2762.4	2776.5	2765.7	2811.9
G61.0	2777.4	2756.3	2761.4	2787.4	2778.6	2732.9	2709.9	2709.0	2715.3	2741.7
G62.0	2715.7	2688.6	2696.8	2713.4	2705.2	2661.7	2645.3	2637.0	2645.4	2662.1
G63.0	2663.2	2637.2	2635.8	2654.7	2640.0	2596.8	2569.0	2572.1	2602.1	2612.2
G64.0	2621.6	2587.0	2564.8	2595.9	2566.9	2516.3	2477.8	2498.3	2533.6	2565.5
G65.0	2559.9	2514.4	2473.9	2499.5	2463.3	2417.7	2384.9	2406.6	2450.8	2487.5
G66.0	2469.3	2422.3	2380.3	2394.9	2359.2	2307.8	2287.9	2300.6	2347.7	2404.4
G67.0	2369.6	2322.3	2265.6	2273.3	2238.5	2197.8	2166.9	2190.2	2221.5	2303.1
G68.0	2240.0	2189.1	2117.5	2132.6	2112.6	2066.7	2042.4	2065.7	2096.8	2162.3
G69.0	2119.2	2055.0	1984.8	2000.0	1968.4	1941.0	1918.8	1943.0	1973.7	2027.3
G70.0	1983.2	1916.8	1852.6	1859.9	1838.6	1826.4	1805.6	1815.1	1850.3	1891.7
G71.0	1859.5	1801.7	1736.8	1751.9	1725.6	1708.9	1697.0	1705.2	1726.8	1770.4
G72.0	1754.2	1701.1	1633.9	1635.5	1619.2	1604.9	1593.2	1602.1	1612.9	1647.9
G73.0	1644.9	1588.7	1523.5	1538.2	1507.1	1493.5	1479.8	1490.6	1501.7	1538.9

C Plane (°):0.0-360.0: 22.5
 Test Lab:
 Test Type: TYPE C
 Temperature: 27.2 °C
 Operator:

Gamma Plane (°):0.0-180.0:1.0
 Test Device: GPM-3000
 Distance: 14.040 m [K=1.0000]
 Humidity:
 Inspector:



Candlepower Table (Continue 2)

Unit: cd

G\C	C0.0	C22.5	C45.0	C67.5	C90.0	C112.5	C135.0	C157.5	C180.0	C202.5
G74.0	1530.1	1483.0	1418.4	1416.3	1392.4	1379.1	1372.5	1384.6	1373.5	1426.8
G75.0	1423.4	1370.1	1311.2	1309.4	1278.7	1266.4	1257.5	1276.9	1261.8	1314.1
G76.0	1314.5	1265.1	1208.7	1201.7	1170.2	1156.1	1149.2	1173.5	1152.1	1191.5
G77.0	1199.6	1154.8	1110.1	1096.2	1065.8	1056.1	1059.6	1068.1	1053.9	1090.8
G78.0	1105.0	1061.0	1008.9	1006.3	969.7	968.4	961.7	977.7	963.2	995.6
G79.0	1008.5	966.4	917.6	913.6	889.4	876.5	878.6	887.7	871.1	907.4
G80.0	921.8	875.2	830.9	820.7	803.2	791.3	785.6	803.1	790.4	813.7
G81.0	829.5	787.9	748.8	743.0	719.2	707.8	701.2	719.3	711.3	732.9
G82.0	744.9	706.8	670.8	656.9	635.3	632.1	624.8	634.4	636.0	654.2
G83.0	659.0	627.1	596.3	589.6	571.9	558.7	553.2	562.0	563.4	580.0
G84.0	588.7	557.8	522.9	517.9	502.1	489.5	485.3	497.5	491.5	513.5
G85.0	514.7	488.6	461.5	447.0	430.3	424.3	421.4	430.0	426.4	444.9
G86.0	444.7	417.0	392.4	376.9	361.9	351.3	354.0	361.2	361.5	379.7
G87.0	373.3	348.6	326.5	312.6	297.6	287.7	291.9	297.4	292.9	316.4
G88.0	310.4	288.0	266.0	256.8	244.4	234.7	234.5	244.0	240.5	260.8
G89.0	255.2	237.4	214.4	206.8	195.5	186.1	186.1	197.1	189.5	211.4
G90.0	200.6	186.0	172.2	166.5	161.9	156.4	156.7	157.5	157.0	163.8
G91.0	165.6	158.6	151.1	148.6	144.3	139.6	138.8	140.6	139.4	144.5
G92.0	145.2	140.1	135.5	133.8	129.8	126.2	126.0	126.4	125.3	129.8
G93.0	130.7	127.3	124.5	123.1	120.4	118.1	117.7	117.5	116.5	118.7
G94.0	121.3	119.1	117.2	117.2	114.1	111.3	112.2	112.5	110.8	112.7
G95.0	114.9	113.7	112.5	111.8	108.6	106.6	106.8	107.8	106.3	107.5
G96.0	110.2	109.3	107.0	107.9	104.9	103.6	103.5	103.9	102.1	104.7
G97.0	106.5	105.4	104.5	104.5	102.1	101.0	100.9	101.3	99.5	101.1
G98.0	103.2	102.6	101.7	102.1	99.8	98.8	98.8	99.2	97.2	99.0
G99.0	101.5	101.0	99.8	100.0	98.2	97.3	97.7	97.9	95.6	97.6
G100.0	99.6	99.2	98.5	98.2	97.1	96.4	96.7	96.3	94.0	95.6
G101.0	98.4	97.9	97.5	97.1	95.1	95.2	96.1	95.4	92.6	94.0
G102.0	97.5	97.0	97.0	96.4	94.7	94.5	94.9	94.8	91.9	93.0
G103.0	96.1	96.4	95.8	95.2	93.5	93.5	93.7	93.9	90.5	92.1
G104.0	95.2	94.6	94.8	94.3	91.7	92.1	92.5	92.5	89.5	90.8
G105.0	93.8	93.3	93.3	92.9	91.2	90.7	91.5	91.8	88.3	89.5
G106.0	92.5	91.9	92.0	91.1	89.5	89.2	89.8	89.7	86.4	87.9
G107.0	90.9	89.6	91.0	90.5	88.2	88.8	89.0	88.3	85.7	85.6
G108.0	89.0	87.8	89.9	89.7	87.7	87.9	89.0	88.5	85.6	84.9
G109.0	88.2	86.5	89.6	89.3	87.3	87.7	89.1	88.0	85.4	84.3
G110.0	87.7	86.0	89.3	88.9	87.5	87.2	88.7	88.0	84.9	83.4

C Plane (°):0.0-360.0: 22.5
 Test Lab:
 Test Type: TYPE C
 Temperature: 27.2 °C
 Operator:

Gamma Plane (°):0.0-180.0:1.0
 Test Device: GPM-3000
 Distance: 14.040 m [K=1.0000]
 Humidity:
 Inspector:



Candlepower Table (Continue 3)

Unit: cd

G\C	C0.0	C22.5	C45.0	C67.5	C90.0	C112.5	C135.0	C157.5	C180.0	C202.5
G111.0	86.7	85.5	89.4	89.0	87.6	87.3	88.5	87.8	84.8	82.5
G112.0	86.1	85.3	89.4	88.7	87.2	87.6	88.2	88.0	84.7	81.4
G113.0	86.3	85.4	89.2	88.5	86.4	87.4	88.2	87.8	83.8	80.2
G114.0	86.4	84.9	88.9	88.4	81.4	86.7	87.5	87.5	83.8	79.0
G115.0	86.4	85.0	88.7	88.4	78.1	86.8	87.4	87.7	83.8	78.3
G116.0	86.3	84.5	88.6	88.5	77.0	86.4	87.4	87.3	83.8	77.6
G117.0	86.1	84.3	87.7	87.9	76.0	86.0	87.3	86.9	83.8	76.8
G118.0	85.7	83.8	88.0	87.2	76.5	85.9	87.0	87.1	84.0	76.4
G119.0	85.4	83.5	87.7	87.2	76.0	86.1	87.4	86.6	84.3	75.4
G120.0	85.2	82.8	87.2	86.4	75.8	85.6	86.6	86.9	84.2	75.6
G121.0	84.6	82.1	86.9	86.2	75.2	84.7	86.2	86.4	84.2	75.6
G122.0	84.0	81.6	86.7	85.7	74.4	84.3	86.1	86.3	84.0	75.9
G123.0	83.3	80.5	86.0	84.8	73.8	84.1	86.2	86.0	83.4	75.7
G124.0	83.3	80.2	85.5	84.8	73.9	83.6	86.2	85.6	83.4	75.3
G125.0	82.7	79.6	85.2	84.4	73.8	84.1	86.3	85.8	82.7	75.9
G126.0	83.0	79.3	84.9	83.2	72.7	83.6	85.6	85.4	82.2	76.1
G127.0	82.2	78.6	83.7	82.3	71.2	81.8	84.1	83.5	80.5	74.5
G128.0	79.8	77.1	82.3	80.2	69.1	80.0	82.3	80.8	78.4	73.2
G129.0	78.0	74.4	80.2	77.7	67.4	77.5	80.0	78.1	76.6	70.8
G130.0	75.7	71.7	78.0	75.2	65.7	75.2	78.2	75.1	74.7	68.9
G131.0	73.4	69.6	75.7	72.8	63.4	72.9	76.1	73.3	72.7	67.3
G132.0	71.3	66.8	73.6	69.9	61.2	70.9	74.4	70.4	71.0	65.6
G133.0	68.9	65.4	71.7	66.8	59.5	67.9	71.3	67.2	63.5	63.9
G134.0	61.5	62.1	68.6	63.5	56.3	65.0	68.2	63.5	57.8	60.7
G135.0	56.3	58.7	64.8	59.6	53.1	60.8	64.3	60.0	53.9	58.6
G136.0	52.6	55.0	61.8	56.2	50.0	57.2	61.1	56.2	51.2	56.1
G137.0	49.3	51.4	58.4	52.4	46.1	54.7	58.0	53.1	48.7	53.1
G138.0	46.8	48.2	55.2	49.2	43.2	51.3	55.9	49.9	46.3	50.2
G139.0	43.9	45.4	51.7	46.1	40.6	49.1	53.0	47.2	43.8	48.1
G140.0	41.6	42.6	48.3	43.5	38.1	46.8	50.0	43.9	41.8	45.0
G141.0	38.9	40.6	45.5	40.5	35.9	44.3	47.9	41.8	39.5	43.2
G142.0	36.5	37.3	42.9	37.7	33.5	42.0	45.3	39.7	38.1	41.5
G143.0	34.6	35.6	40.0	35.5	31.8	39.7	42.8	37.2	35.7	39.1
G144.0	33.0	33.3	37.4	33.5	29.7	37.3	41.1	35.0	34.1	37.5
G145.0	30.8	31.0	34.9	30.7	28.0	35.4	38.5	32.7	32.6	35.6
G146.0	29.3	29.1	32.2	28.8	26.9	33.0	36.5	31.4	30.8	33.9
G147.0	28.0	27.6	30.0	26.6	25.4	31.3	34.6	29.3	29.2	32.3

C Plane (°):0.0-360.0: 22.5
 Test Lab:
 Test Type: TYPE C
 Temperature: 27.2 °C
 Operator:

Gamma Plane (°):0.0-180.0:1.0
 Test Device: GPM-3000
 Distance: 14.040 m [K=1.0000]
 Humidity:
 Inspector:



Candlepower Table (Continue 4)

Unit: cd

G\C	C0.0	C22.5	C45.0	C67.5	C90.0	C112.5	C135.0	C157.5	C180.0	C202.5
G148.0	26.9	25.5	27.7	25.4	24.2	29.8	31.7	27.4	27.6	30.3
G149.0	25.2	24.2	25.6	24.0	23.0	27.8	30.1	25.9	26.8	29.2
G150.0	23.9	22.0	24.0	22.6	22.2	26.0	28.3	24.1	25.5	27.8
G151.0	21.5	21.3	22.4	20.6	21.5	24.5	26.7	22.8	24.4	26.5
G152.0	20.3	19.8	20.7	19.3	20.1	22.7	25.0	21.5	22.7	25.2
G153.0	19.6	17.5	19.1	18.7	19.2	21.1	23.3	20.2	21.2	23.9
G154.0	18.2	17.5	17.5	17.3	18.6	19.9	21.9	18.7	20.3	22.8
G155.0	17.7	16.2	16.2	16.3	17.2	18.2	20.3	18.8	18.6	21.3
G156.0	16.4	15.0	15.3	15.5	16.7	17.8	18.9	17.1	18.2	20.0
G157.0	15.2	13.4	13.8	14.4	15.1	16.6	17.4	15.6	16.9	19.1
G158.0	14.2	12.4	12.6	14.1	14.1	15.5	16.1	15.4	15.8	18.1
G159.0	12.9	11.9	11.3	13.1	13.0	13.6	14.8	14.9	15.1	17.0
G160.0	11.7	10.8	10.5	12.1	11.5	13.2	13.6	14.0	14.0	16.3
G161.0	11.2	10.9	9.9	11.4	11.5	12.2	12.6	13.8	13.2	14.9
G162.0	10.2	10.1	9.5	10.9	10.2	11.5	13.0	13.2	12.6	14.1
G163.0	9.0	9.8	9.4	10.4	10.5	10.7	12.2	12.2	11.9	13.1
G164.0	9.0	9.0	9.4	9.9	9.3	10.3	11.6	11.6	11.2	12.4
G165.0	8.3	9.1	9.6	9.4	9.2	9.8	10.7	11.2	10.2	12.0
G166.0	8.4	9.6	9.1	9.1	9.1	10.2	10.8	10.7	10.3	11.2
G167.0	8.0	8.5	9.6	8.7	9.1	9.6	10.4	9.8	9.6	10.4
G168.0	8.4	9.1	9.2	9.0	9.2	10.0	9.9	10.3	9.1	10.6
G169.0	8.3	9.3	9.2	8.8	9.1	9.9	9.5	10.2	9.0	10.4
G170.0	8.6	9.5	8.9	9.1	9.0	9.7	10.3	10.0	8.7	9.6
G171.0	8.4	9.3	8.7	8.8	9.2	9.7	9.9	9.6	8.0	9.8
G172.0	8.4	9.4	8.7	8.7	8.9	9.3	10.1	9.2	7.1	9.3
G173.0	8.4	9.4	8.9	8.1	9.0	9.0	9.8	8.7	8.0	9.0
G174.0	8.2	8.9	8.6	8.7	8.5	8.9	9.4	8.8	7.8	8.6
G175.0	8.6	8.6	8.0	7.8	8.2	8.6	9.4	8.8	7.8	8.4
G176.0	8.0	8.4	8.2	7.5	8.2	8.1	9.2	8.4	7.3	8.1
G177.0	7.3	8.4	8.2	7.8	8.0	8.1	8.8	7.9	7.1	8.2
G178.0	7.4	7.8	7.8	8.3	8.5	7.8	8.3	7.6	7.1	7.9
G179.0	7.6	7.5	7.4	8.1	8.0	8.4	8.7	7.9	7.5	7.8
G180.0	7.8	7.3	7.9	8.5	7.5	8.3	8.4	7.5	7.0	7.4

C Plane (°):0.0-360.0: 22.5
 Test Lab:
 Test Type: TYPE C
 Temperature: 27.2 'C
 Operator:

Gamma Plane (°):0.0-180.0:1.0
 Test Device: GPM-3000
 Distance: 14.040 m [K=1.0000]
 Humidity:
 Inspector:



Candlepower Table (Continue 5)

Unit: cd

G\C	C225.0	C247.5	C270.0	C292.5	C315.0	C337.5	C360.0			
G0.0	2150.3	2150.3	2150.3	2150.3	2150.3	2150.3	2150.3			
G1.0	2153.1	2153.3	2146.2	2148.2	2148.5	2151.3	2150.9			
G2.0	2170.6	2165.0	2155.1	2156.0	2157.0	2162.9	2160.7			
G3.0	2197.4	2189.9	2178.2	2178.4	2177.2	2185.6	2181.6			
G4.0	2234.6	2224.1	2212.1	2211.1	2215.1	2219.6	2212.3			
G5.0	2278.0	2267.8	2254.4	2254.4	2258.4	2263.6	2252.1			
G6.0	2329.5	2318.5	2305.6	2313.7	2310.4	2316.6	2308.4			
G7.0	2389.0	2375.7	2374.5	2374.3	2369.6	2378.2	2366.9			
G8.0	2467.2	2445.4	2442.9	2444.5	2440.5	2448.1	2435.8			
G9.0	2546.4	2522.5	2521.8	2522.6	2516.3	2525.6	2514.5			
G10.0	2633.1	2606.1	2607.5	2606.6	2603.0	2612.3	2599.0			
G11.0	2728.9	2701.5	2702.8	2702.3	2699.8	2710.0	2693.3			
G12.0	2823.3	2798.0	2798.9	2803.9	2796.0	2826.0	2793.8			
G13.0	2915.4	2908.7	2898.5	2900.6	2893.7	2922.5	2893.9			
G14.0	2992.6	2986.6	2974.7	2979.9	2989.3	2999.6	2975.7			
G15.0	3036.9	3037.4	3017.4	3028.5	3039.2	3042.7	3021.0			
G16.0	3048.1	3052.9	3033.2	3040.9	3047.9	3052.0	3030.9			
G17.0	3027.6	3038.6	3023.2	3030.3	3031.2	3033.7	3013.4			
G18.0	2992.4	2999.9	2996.1	2996.6	3000.0	2992.7	2983.5			
G19.0	2959.5	2965.3	2967.6	2960.0	2963.6	2959.6	2952.7			
G20.0	2926.6	2934.6	2938.4	2927.5	2922.1	2929.3	2921.1			
G21.0	2895.8	2905.2	2912.7	2898.5	2896.7	2902.4	2892.6			
G22.0	2874.5	2880.7	2892.3	2877.4	2876.7	2882.5	2871.5			
G23.0	2862.7	2866.1	2878.8	2863.9	2865.0	2869.0	2851.4			
G24.0	2859.9	2859.2	2872.8	2856.5	2861.2	2867.7	2844.2			
G25.0	2861.8	2864.6	2877.3	2863.0	2868.3	2873.9	2847.8			
G26.0	2878.8	2878.7	2891.8	2878.9	2888.9	2890.2	2863.8			
G27.0	2903.0	2901.0	2914.8	2906.1	2916.3	2915.2	2888.6			
G28.0	2930.7	2928.3	2941.5	2934.8	2945.5	2946.7	2922.5			
G29.0	2961.2	2966.8	2972.1	2967.1	2978.6	2979.6	2953.7			
G30.0	3001.4	3000.0	3003.8	3001.4	3013.6	3013.8	2986.9			
G31.0	3039.5	3035.6	3041.4	3040.1	3060.8	3050.7	3023.0			
G32.0	3074.2	3067.8	3076.7	3076.9	3096.4	3084.1	3059.2			
G33.0	3104.2	3098.5	3108.7	3108.9	3128.8	3112.9	3090.0			
G34.0	3123.3	3117.2	3129.4	3137.6	3148.4	3124.7	3116.5			
G35.0	3129.4	3118.2	3144.7	3146.5	3156.0	3128.7	3124.8			
G36.0	3120.4	3110.6	3137.0	3139.1	3140.4	3118.3	3118.8			

C Plane (°):0.0-360.0: 22.5
 Test Lab:
 Test Type: TYPE C
 Temperature: 27.2 'C
 Operator:

Gamma Plane (°):0.0-180.0:1.0
 Test Device: GPM-3000
 Distance: 14.040 m [K=1.0000]
 Humidity:
 Inspector:



Candlepower Table (Continue 6)

Unit: cd

G\C	C225.0	C247.5	C270.0	C292.5	C315.0	C337.5	C360.0			
G37.0	3097.6	3091.4	3115.1	3112.2	3120.3	3095.6	3101.9			
G38.0	3068.1	3065.0	3088.9	3084.8	3090.9	3070.6	3077.6			
G39.0	3038.1	3043.8	3054.5	3056.8	3061.8	3043.0	3050.2			
G40.0	3012.2	3020.1	3033.6	3033.4	3035.6	3018.9	3017.7			
G41.0	2980.9	3001.0	3016.0	3011.8	3011.2	3000.3	3002.0			
G42.0	2960.3	2985.3	3000.0	2994.2	2998.1	2985.2	2984.2			
G43.0	2941.3	2970.9	2981.3	2983.3	2979.4	2969.6	2966.5			
G44.0	2931.1	2955.6	2967.8	2969.2	2962.1	2948.4	2950.7			
G45.0	2918.2	2946.7	2956.6	2958.3	2941.7	2936.3	2933.6			
G46.0	2910.4	2940.3	2948.8	2950.9	2933.6	2929.7	2918.7			
G47.0	2906.6	2934.3	2944.4	2946.9	2928.2	2926.7	2907.6			
G48.0	2902.3	2928.6	2937.5	2940.7	2926.9	2924.4	2906.2			
G49.0	2898.2	2918.2	2932.7	2936.0	2921.9	2920.6	2896.5			
G50.0	2885.2	2909.4	2923.4	2930.2	2914.7	2913.1	2889.3			
G51.0	2875.4	2898.8	2910.8	2918.6	2906.6	2902.9	2886.7			
G52.0	2865.4	2887.4	2898.1	2908.1	2895.7	2890.4	2878.4			
G53.0	2854.2	2877.2	2883.6	2895.2	2883.7	2878.1	2867.2			
G54.0	2845.6	2866.6	2867.1	2884.9	2871.3	2864.3	2850.9			
G55.0	2841.7	2859.1	2861.6	2877.7	2865.8	2854.8	2842.3			
G56.0	2839.2	2855.5	2859.2	2880.2	2859.4	2845.5	2833.8			
G57.0	2845.9	2855.6	2868.9	2882.0	2859.2	2833.6	2827.7			
G58.0	2857.6	2872.0	2872.7	2890.3	2866.3	2835.5	2829.6			
G59.0	2871.8	2874.2	2891.3	2901.2	2872.4	2836.2	2827.3			
G60.0	2854.3	2853.2	2891.0	2899.8	2872.9	2825.3	2812.9			
G61.0	2792.5	2792.9	2836.6	2846.3	2827.5	2781.9	2777.4			
G62.0	2727.2	2733.2	2746.8	2778.9	2752.5	2716.2	2715.7			
G63.0	2666.4	2692.5	2704.6	2729.0	2699.9	2676.0	2663.2			
G64.0	2610.5	2646.2	2674.6	2676.1	2655.9	2650.2	2621.6			
G65.0	2535.1	2574.9	2602.8	2608.7	2589.9	2592.5	2559.9			
G66.0	2448.3	2490.7	2519.0	2521.3	2510.9	2511.9	2469.3			
G67.0	2343.2	2375.2	2405.3	2424.6	2414.5	2407.5	2369.6			
G68.0	2206.0	2245.4	2279.0	2305.6	2284.5	2287.5	2240.0			
G69.0	2069.7	2106.5	2139.9	2160.3	2150.3	2149.2	2119.2			
G70.0	1933.6	1970.1	2003.0	2024.1	2012.0	2009.4	1983.2			
G71.0	1813.2	1836.5	1871.8	1900.7	1887.6	1873.0	1859.5			
G72.0	1684.8	1724.3	1756.6	1780.2	1754.7	1756.1	1754.2			
G73.0	1576.5	1617.8	1646.8	1668.2	1645.2	1649.2	1644.9			

C Plane (°):0.0-360.0: 22.5
 Test Lab:
 Test Type: TYPE C
 Temperature: 27.2 °C
 Operator:

Gamma Plane (°):0.0-180.0:1.0
 Test Device: GPM-3000
 Distance: 14.040 m [K=1.0000]
 Humidity:
 Inspector:



Candlepower Table (Continue 7)

Unit: cd

G\C	C225.0	C247.5	C270.0	C292.5	C315.0	C337.5	C360.0			
G74.0	1463.5	1505.5	1533.8	1539.9	1532.8	1539.3	1530.1			
G75.0	1348.0	1379.7	1402.3	1423.2	1418.2	1415.4	1423.4			
G76.0	1234.8	1260.7	1283.5	1306.1	1301.4	1297.4	1314.5			
G77.0	1118.9	1152.5	1176.8	1200.8	1187.4	1186.2	1199.6			
G78.0	1023.7	1054.5	1077.0	1095.9	1088.6	1087.8	1105.0			
G79.0	934.0	963.8	985.0	1006.0	997.3	998.1	1008.5			
G80.0	841.5	867.0	892.0	919.7	911.0	901.5	921.8			
G81.0	758.3	783.1	807.4	833.4	816.8	817.4	829.5			
G82.0	677.6	701.1	724.2	739.1	734.7	735.5	744.9			
G83.0	601.8	624.0	644.5	657.9	655.8	656.3	659.0			
G84.0	531.8	545.3	563.0	581.8	581.2	576.9	588.7			
G85.0	467.5	478.1	494.0	511.1	511.6	507.8	514.7			
G86.0	396.2	415.2	431.2	447.1	443.0	444.2	444.7			
G87.0	333.6	350.2	365.5	373.8	376.5	376.6	373.3			
G88.0	275.6	283.4	297.2	309.6	312.6	306.8	310.4			
G89.0	225.5	231.9	243.5	254.5	258.5	253.3	255.2			
G90.0	172.3	183.1	194.9	203.9	204.4	203.9	200.6			
G91.0	150.5	153.3	158.3	162.3	167.1	167.4	165.6			
G92.0	134.7	135.1	138.4	143.8	147.9	146.3	145.2			
G93.0	121.4	122.3	125.0	129.0	131.3	131.6	130.7			
G94.0	114.2	114.4	115.8	118.7	121.0	121.8	121.3			
G95.0	108.8	108.6	110.0	112.5	114.0	115.0	114.9			
G96.0	105.0	104.7	105.5	106.7	109.1	110.0	110.2			
G97.0	101.6	101.8	102.0	104.0	105.5	106.2	106.5			
G98.0	99.5	100.0	99.9	101.2	102.7	103.8	103.2			
G99.0	97.7	98.5	99.0	100.0	101.1	101.7	101.5			
G100.0	96.3	95.7	97.2	98.6	99.4	99.5	99.6			
G101.0	94.0	92.4	95.6	96.0	98.1	98.0	98.4			
G102.0	93.3	89.7	94.4	93.7	96.9	97.1	97.5			
G103.0	92.1	87.4	92.7	91.3	96.2	96.1	96.1			
G104.0	91.1	85.8	90.5	88.7	95.1	94.6	95.2			
G105.0	89.9	84.7	88.7	87.7	94.0	92.3	93.8			
G106.0	88.5	84.0	87.3	86.6	93.2	89.9	92.5			
G107.0	87.3	82.4	85.9	85.2	92.0	87.8	90.9			
G108.0	86.6	81.6	85.6	84.0	90.9	86.1	89.0			
G109.0	86.4	81.0	85.2	83.6	90.6	85.2	88.2			
G110.0	85.7	80.4	85.2	82.6	89.8	84.5	87.7			

C Plane (°):0.0-360.0: 22.5
 Test Lab:
 Test Type: TYPE C
 Temperature: 27.2 'C
 Operator:

Gamma Plane (°):0.0-180.0:1.0
 Test Device: GPM-3000
 Distance: 14.040 m [K=1.0000]
 Humidity:
 Inspector:



Candlepower Table (Continue 8)

Unit: cd

G\C	C225.0	C247.5	C270.0	C292.5	C315.0	C337.5	C360.0			
G111.0	85.0	79.5	85.3	82.6	89.4	83.5	86.7			
G112.0	84.0	78.0	84.4	81.9	88.3	82.2	86.1			
G113.0	81.1	77.6	83.3	80.7	87.6	80.7	86.3			
G114.0	77.8	76.0	79.3	79.6	86.3	80.0	86.4			
G115.0	74.7	75.1	70.3	79.0	85.3	78.9	86.4			
G116.0	70.3	74.2	67.5	78.6	84.3	78.2	86.3			
G117.0	66.4	72.8	63.8	77.2	81.8	77.8	86.1			
G118.0	61.8	71.0	60.3	76.3	79.0	76.8	85.7			
G119.0	59.0	68.6	57.1	75.8	75.1	76.3	85.4			
G120.0	56.9	65.3	54.2	74.5	71.0	76.1	85.2			
G121.0	55.8	61.5	51.5	72.0	67.8	76.5	84.6			
G122.0	55.0	57.5	49.3	68.4	65.1	76.6	84.0			
G123.0	53.9	53.4	46.6	65.2	62.7	76.9	83.3			
G124.0	53.0	48.7	44.6	60.8	61.4	77.0	83.3			
G125.0	52.7	44.2	42.1	55.3	60.1	76.6	82.7			
G126.0	52.0	40.6	40.3	50.8	59.9	76.8	83.0			
G127.0	51.8	38.8	38.4	46.7	59.1	76.5	82.2			
G128.0	51.3	37.8	36.3	43.3	58.2	76.2	79.8			
G129.0	50.5	37.0	35.4	40.4	57.2	74.5	78.0			
G130.0	50.1	36.0	34.9	38.9	56.4	71.9	75.7			
G131.0	49.2	35.5	34.9	38.1	55.6	71.0	73.4			
G132.0	48.8	34.9	35.1	37.3	54.5	69.6	71.3			
G133.0	47.8	33.9	35.0	36.6	53.3	66.9	68.9			
G134.0	46.6	32.6	34.1	35.2	52.2	64.2	61.5			
G135.0	45.3	32.2	33.2	34.7	50.3	61.3	56.3			
G136.0	43.9	31.2	31.7	32.9	48.8	58.8	52.6			
G137.0	42.0	29.8	30.9	31.8	47.2	56.2	49.3			
G138.0	40.5	29.5	29.2	30.2	45.6	52.6	46.8			
G139.0	39.0	28.4	28.4	29.3	44.3	50.1	43.9			
G140.0	37.5	27.6	27.0	28.2	42.8	47.4	41.6			
G141.0	36.5	26.7	25.9	27.0	41.3	44.9	38.9			
G142.0	34.9	26.0	25.5	26.0	39.9	42.2	36.5			
G143.0	34.3	24.8	24.5	25.2	38.7	40.0	34.6			
G144.0	33.2	24.5	23.4	24.4	36.8	37.8	33.0			
G145.0	32.4	23.9	22.9	23.4	35.4	35.9	30.8			
G146.0	31.9	23.1	22.5	22.4	34.0	34.3	29.3			
G147.0	30.7	23.1	22.7	21.6	32.1	32.5	28.0			

C Plane (°):0.0-360.0: 22.5
 Test Lab:
 Test Type: TYPE C
 Temperature: 27.2 'C
 Operator:

Gamma Plane (°):0.0-180.0:1.0
 Test Device: GPM-3000
 Distance: 14.040 m [K=1.0000]
 Humidity:
 Inspector:



Candlepower Table (Continue 9)

Unit: cd

G\C	C225.0	C247.5	C270.0	C292.5	C315.0	C337.5	C360.0			
G148.0	29.8	22.1	21.8	20.8	30.7	30.3	26.9			
G149.0	28.7	21.6	20.4	20.0	28.5	28.1	25.2			
G150.0	27.5	20.9	18.7	19.9	27.4	26.0	23.9			
G151.0	26.6	20.2	18.6	18.8	25.4	24.7	21.5			
G152.0	25.1	18.7	18.6	17.9	24.3	23.4	20.3			
G153.0	23.4	17.9	18.3	17.6	22.7	22.4	19.6			
G154.0	21.9	17.3	17.6	16.7	21.1	21.0	18.2			
G155.0	20.4	16.3	16.6	16.2	20.1	19.6	17.7			
G156.0	19.9	15.8	15.5	15.6	18.5	18.9	16.4			
G157.0	18.5	15.2	14.3	15.0	17.7	17.7	15.2			
G158.0	17.6	14.4	13.8	14.3	16.3	16.5	14.2			
G159.0	16.3	13.1	12.9	13.9	15.4	14.9	12.9			
G160.0	15.1	13.1	13.0	13.2	14.3	14.2	11.7			
G161.0	14.4	12.7	12.8	13.0	13.8	13.2	11.2			
G162.0	14.3	12.3	12.0	12.5	13.0	12.6	10.2			
G163.0	13.5	11.6	11.8	11.8	12.9	11.9	9.0			
G164.0	12.2	11.7	11.5	11.6	12.7	10.8	9.0			
G165.0	12.1	11.1	10.8	11.2	11.4	10.7	8.3			
G166.0	10.8	10.8	10.4	10.5	11.4	10.0	8.4			
G167.0	11.4	10.3	10.2	10.5	11.1	9.7	8.0			
G168.0	10.9	10.5	9.7	10.5	10.6	9.7	8.4			
G169.0	10.8	10.5	10.0	9.9	11.1	10.0	8.3			
G170.0	10.8	10.0	10.2	9.4	10.4	10.0	8.6			
G171.0	9.9	9.6	10.0	9.7	10.7	9.7	8.4			
G172.0	9.9	9.6	9.7	9.7	10.3	9.4	8.4			
G173.0	9.4	9.8	9.7	8.9	9.6	9.5	8.4			
G174.0	9.6	9.2	9.4	8.9	9.6	9.1	8.2			
G175.0	8.9	8.6	9.1	9.0	9.8	8.7	8.6			
G176.0	7.7	8.1	8.3	8.2	9.1	8.6	8.0			
G177.0	8.4	8.1	8.6	8.4	9.0	8.4	7.3			
G178.0	7.9	8.1	8.6	8.8	8.6	8.3	7.4			
G179.0	8.2	8.1	8.2	7.9	8.5	7.9	7.6			
G180.0	6.8	8.3	8.3	8.5	8.8	7.9	7.8			

C Plane (°):0.0-360.0: 22.5
 Test Lab:
 Test Type: TYPE C
 Temperature: 27.2 'C
 Operator:

Gamma Plane (°):0.0-180.0:1.0
 Test Device: GPM-3000
 Distance: 14.040 m [K=1.0000]
 Humidity:
 Inspector: