

Report No.: RKS170829003-10

Test Time: 2017-8-30 15:09

Luminaire Property

Luminaire Manufacturer: ASD Lighting Corp
Luminaire Category: LED Down light
Voltage: 120.0 V
Power: 9.89 W

Luminaire Description: ASD-LDS-4D1050-XX
Current: 0.083 A
Power Factor: 0.998

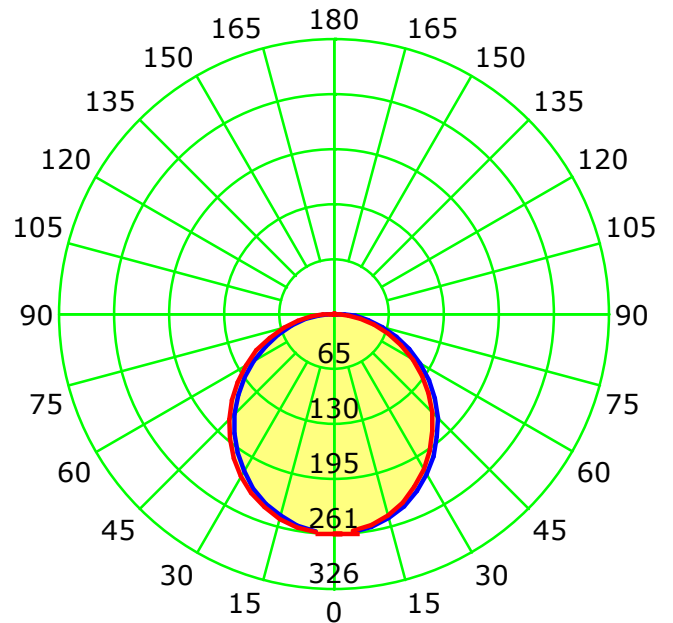
Photometric Results

CIE Class: Direct	Total Rated Lamp Lumens: 765.7 lm
Measurement Flux: 765.7 lm	Efficiency: 100%
Downward Ratio: 99%	Upward Ratio: 1%
Field Angle(C0/C180,C90/C270,C45/C225,C135/315): 167.6, 167.6, 167.6, 167.8	
Beam Angle(C0/C180,C90/C270,C45/C225,C135/315): 111.7, 111.7, 112.1, 111.7	
Luminaire Efficacy Rating (LER): 77.47	Central Intensity: 261.11 cd
Max. Intensity: 261.11 cd	Pos of Max. Intensity: H0 V0
S/MH(C0/C180): 1.24	S/MH(C90/C270): 1.24

Picture Of Luminaire



Luminous Intensity Distribution Curve



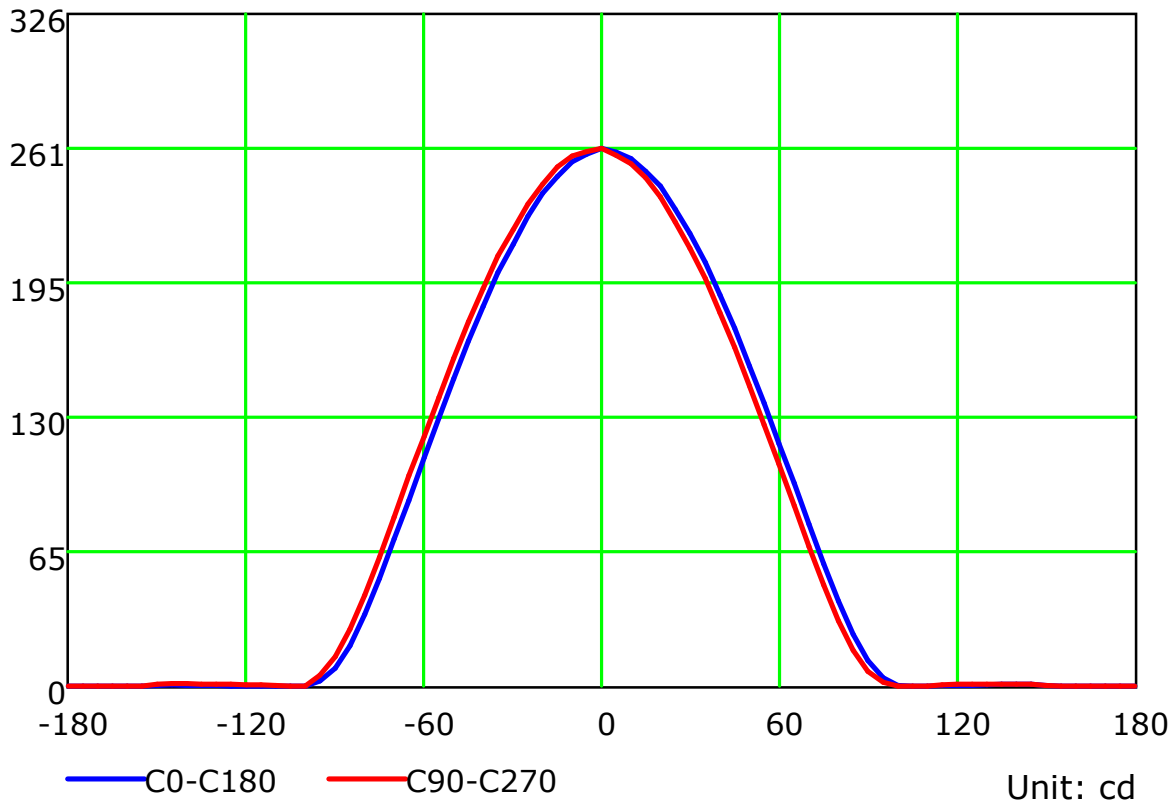
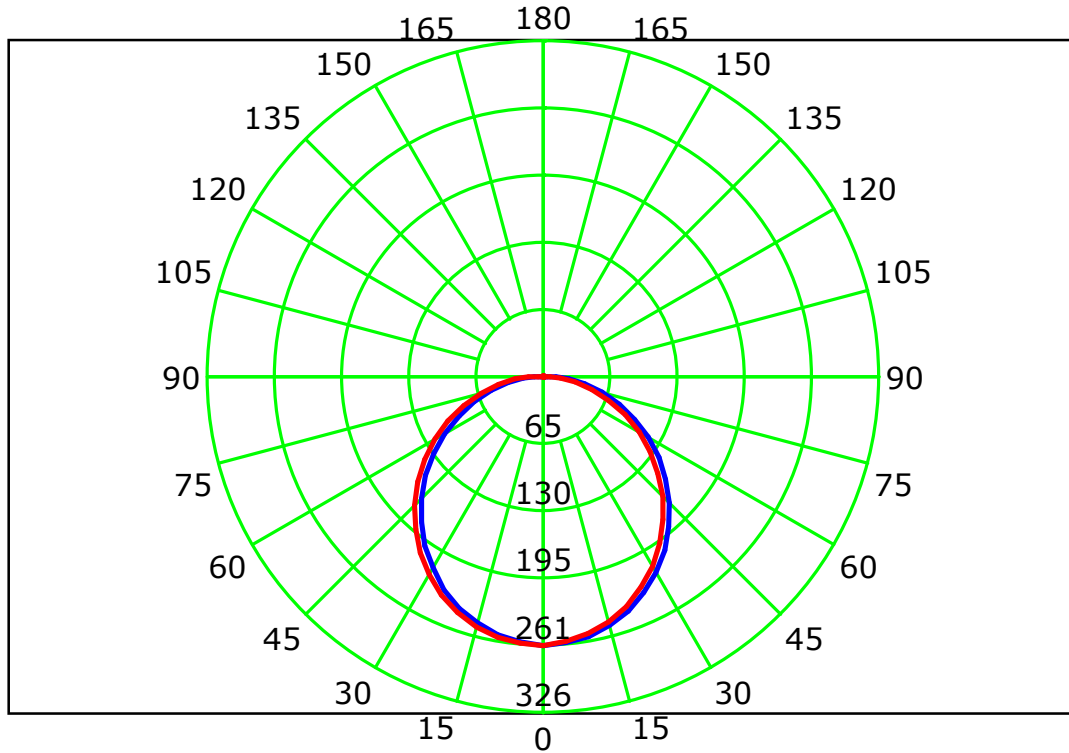
Average Diffuse Angle(50%): 111.7°

— C0-C180 — C90-C270

C Plane (°):0.0-360.0: 22.5
Test Lab: BACL
Test Type: TYPE C
Temperature: 25.1 'C
Operator: George

Gamma Plane (°):0.0-180.0:5.0
Test Device: GPM-1900
Distance: 1.510 m
Humidity: 65
Inspector:

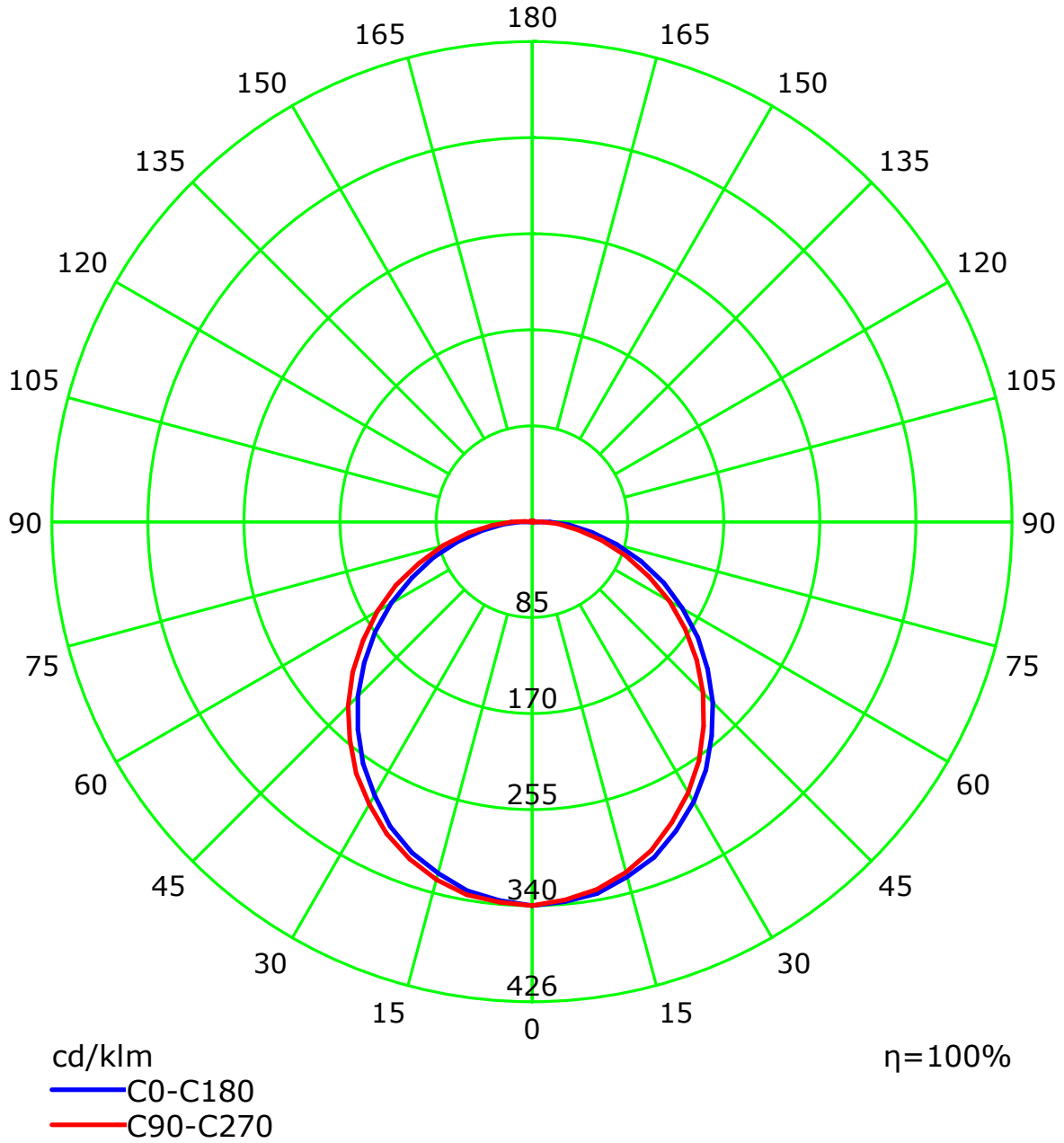
Luminous Intensity Distribution Curve



C Plane (°):0.0-360.0: 22.5
 Test Lab: BACL
 Test Type: TYPE C
 Temperature: 25.1 'C
 Operator: George

Gamma Plane (°):0.0-180.0:5.0
 Test Device: GPM-1900
 Distance: 1.510 m
 Humidity: 65
 Inspector:

Luminous Intensity Distribution Curve(cd/klm)



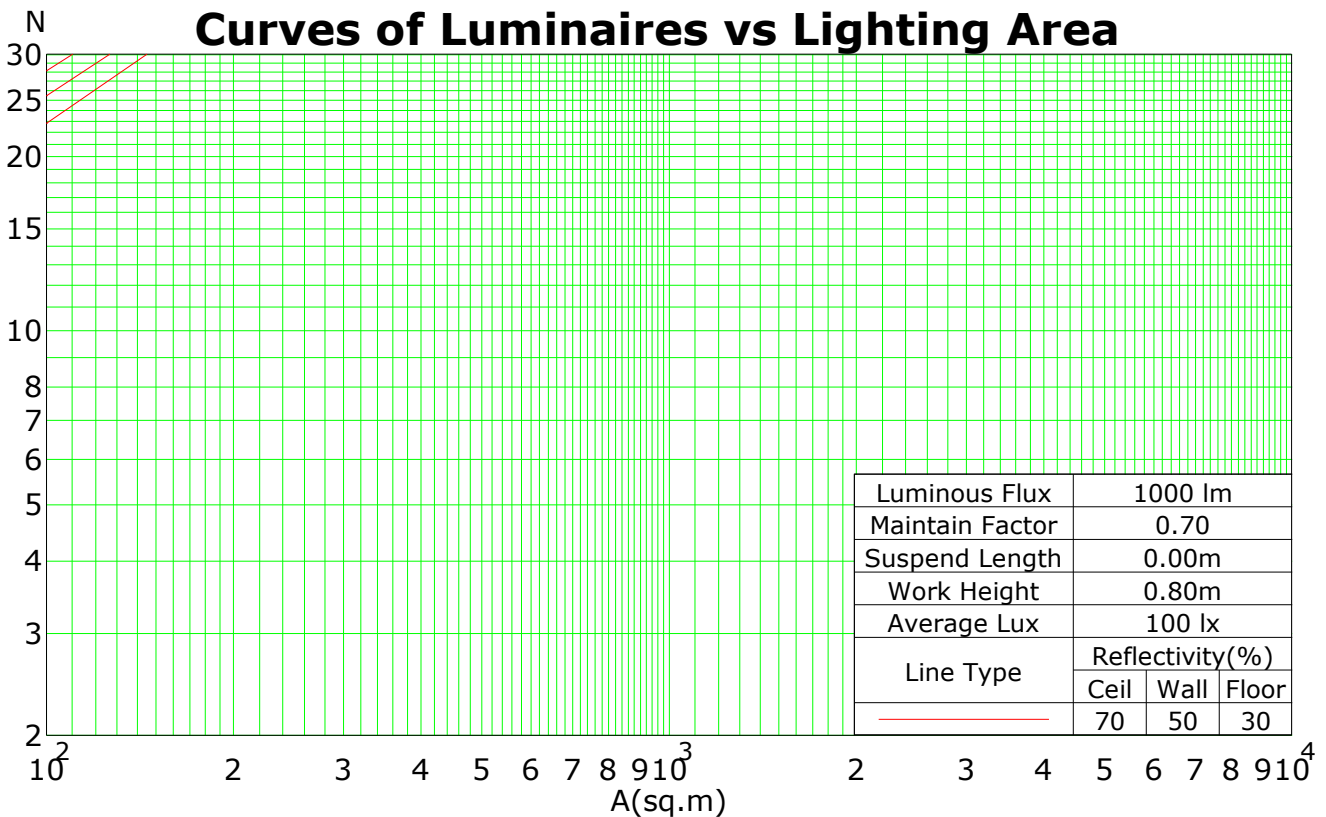
C Plane (°):0.0-360.0: 22.5
Test Lab: BACL
Test Type: TYPE C
Temperature: 25.1 'C
Operator: George

Gamma Plane (°):0.0-180.0:5.0
Test Device: GPM-1900
Distance: 1.510 m
Humidity: 65
Inspector:

Coefficients Of Utilization - Zonal Cavity Method

RC	0.8	0.8	0.8	0.8	0.7	0.7	0.7	0.7	0.5	0.5	0.5	0.3	0.3	0.3	0.1	0.1	0.1	0
RW	0.7	0.5	0.3	0.1	0.7	0.5	0.3	0.1	0.5	0.3	0.1	0.5	0.3	0.1	0.5	0.3	0.1	0
RCR	RF = 0.2																	
0	119	119	119	119	116	116	116	116	111	111	111	106	106	106	101	101	101	99
1	108	103	98	94	105	100	96	92	96	92	89	92	89	86	88	86	84	81
2	98	89	82	76	95	87	81	75	83	78	73	80	75	71	77	73	70	67
3	89	78	70	63	86	76	69	62	73	67	61	70	65	60	68	63	59	56
4	81	69	60	53	79	68	59	53	65	58	52	63	56	51	60	55	50	48
5	75	62	52	46	73	60	52	45	58	51	45	56	49	44	54	48	44	41
6	69	55	46	40	67	54	46	40	53	45	39	51	44	39	49	43	38	36
7	64	50	41	35	62	49	41	35	48	40	35	46	39	34	45	39	34	32
8	60	46	37	31	58	45	37	31	44	36	31	42	36	31	41	35	30	28
9	56	42	34	28	54	41	34	28	40	33	28	39	32	28	38	32	27	26
10	52	39	31	26	51	38	31	25	37	30	25	36	30	25	35	29	25	23

Spacing Criteria (0-180): 1.24
 Spacing Criteria (90-270): 1.24
 Spacing Criteria (Diagonal): 1.36



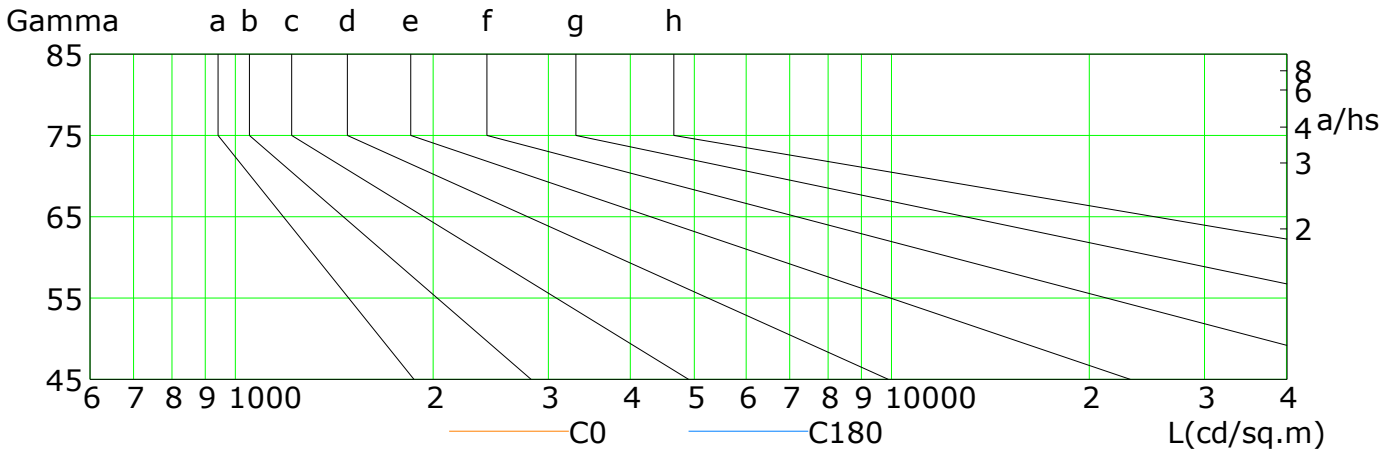
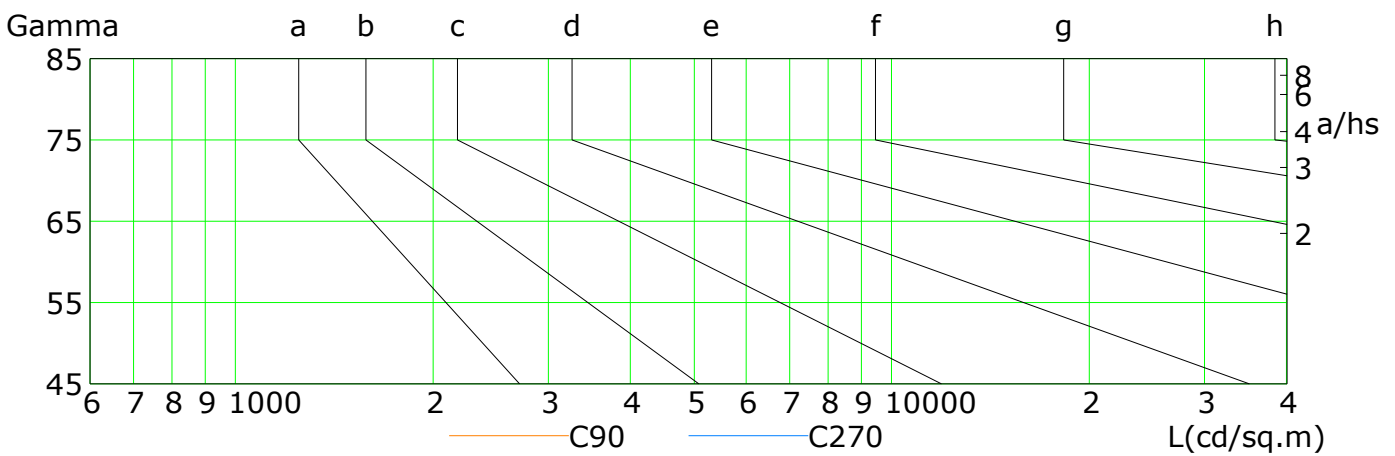
C Plane (°):0.0-360.0: 22.5
 Test Lab: BACL
 Test Type: TYPE C
 Temperature: 25.1 °C
 Operator: George

Gamma Plane (°):0.0-180.0:5.0
 Test Device: GPM-1900
 Distance: 1.510 m
 Humidity: 65
 Inspector:

Lum Limit Curve

Dazzle	Quality	Illuminance (lx)							
		2000	1000	500	<=300				
1.15	A	2000	1000	500	<=300				
1.50	B		2000	1000	500	<=300			
1.85	C			2000	1000	500	<=300		
2.20	D				2000	1000	500	<=300	
2.55	E					2000	1000	500	<=300

a b c d e f g h

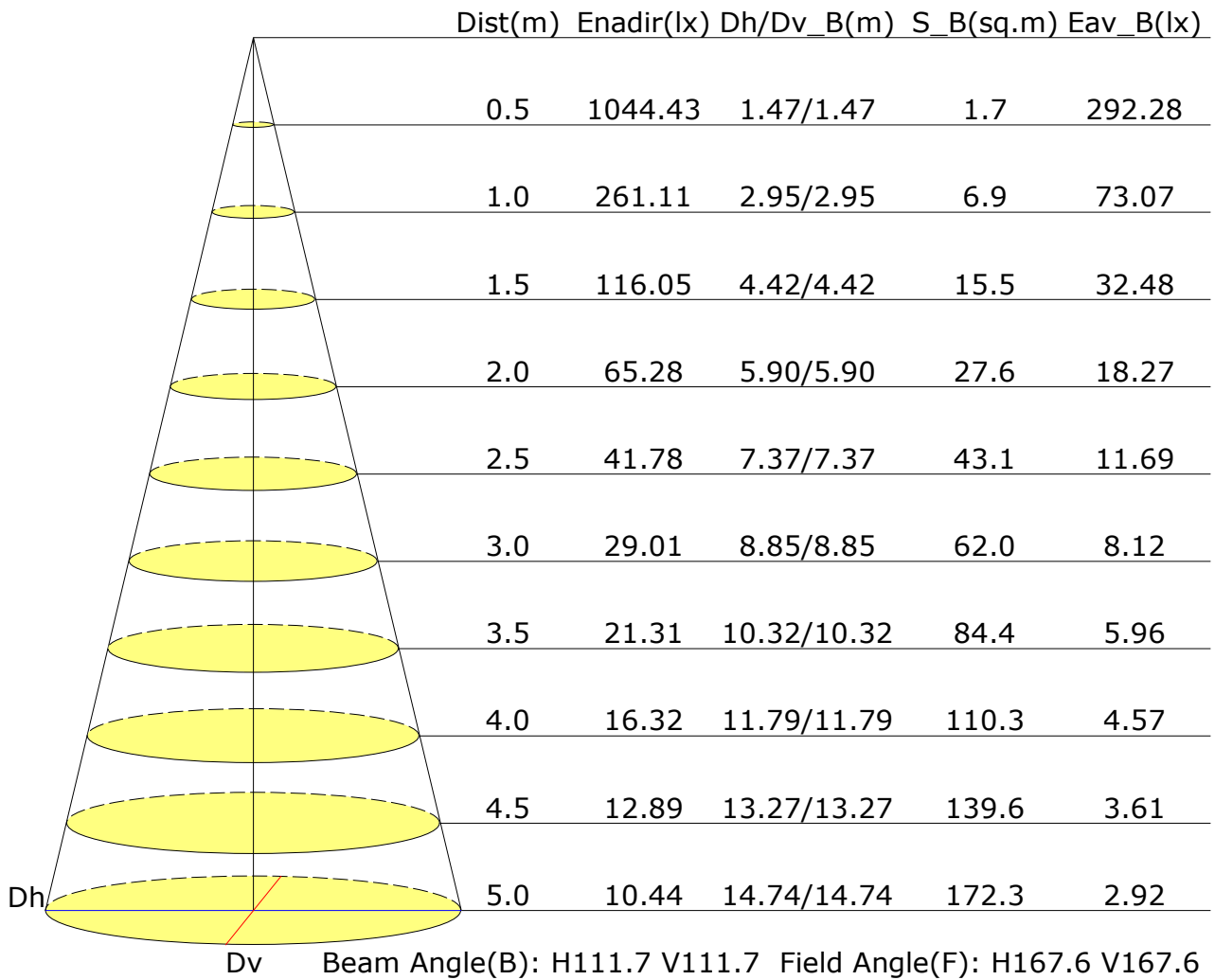


L(cd/sq.m)	G45	G50	G55	G60	G65	G70	G75	G80	G85
C0	174	156	137	118	99	79	60	41	25
C90	165	146	127	108	88	68	49	32	17
C180	168	149	130	111	90	72	52	35	20
C270	177	159	140	121	102	82	63	44	28

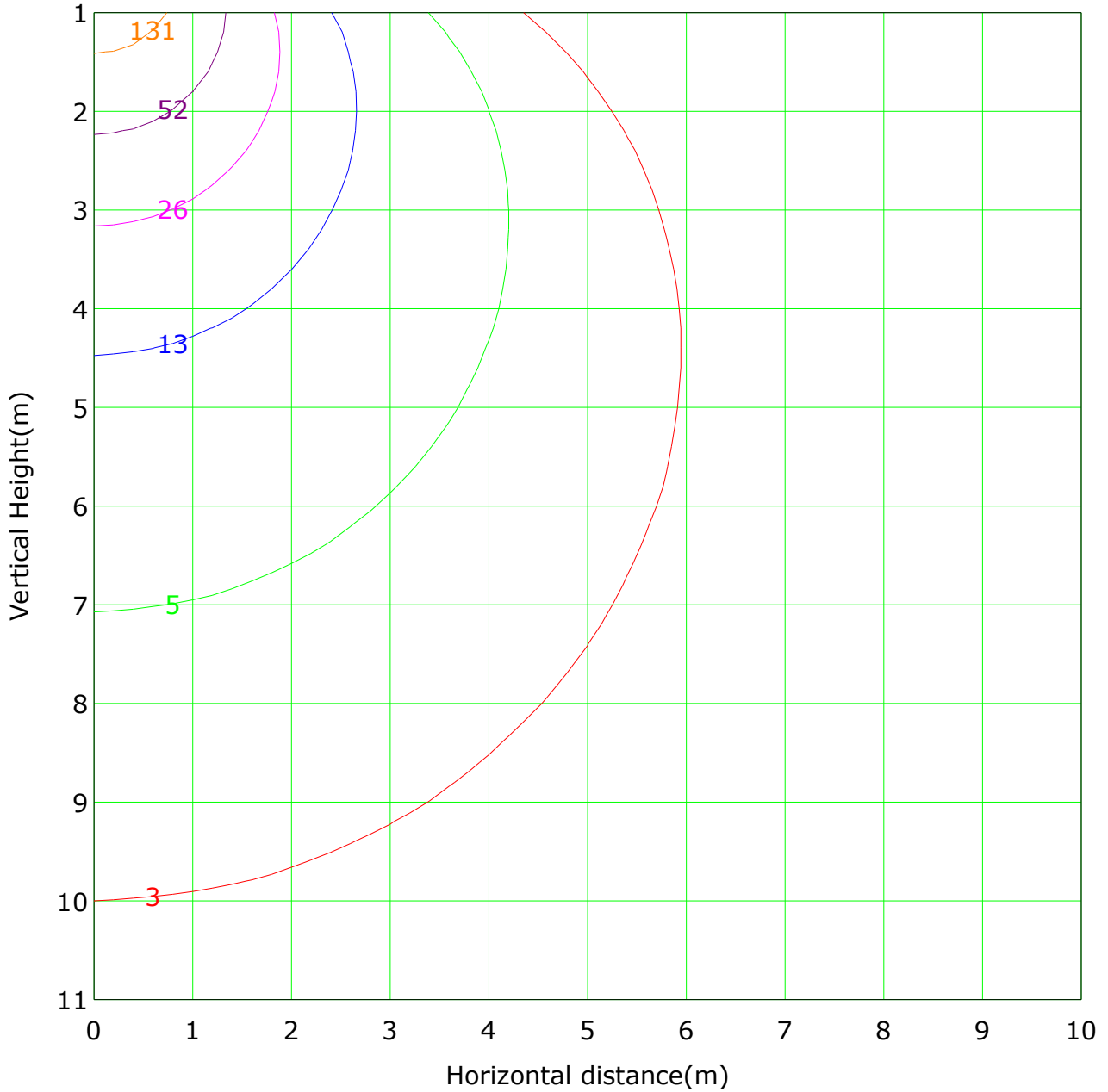
C Plane (°):0.0-360.0: 22.5
Test Lab: BACL
Test Type: TYPE C
Temperature: 25.1 'C
Operator: George

Gamma Plane (°):0.0-180.0:5.0
Test Device: GPM-1900
Distance: 1.510 m
Humidity: 65
Inspector:

Illuminance at a Distance



Vertical IsoLux Plot

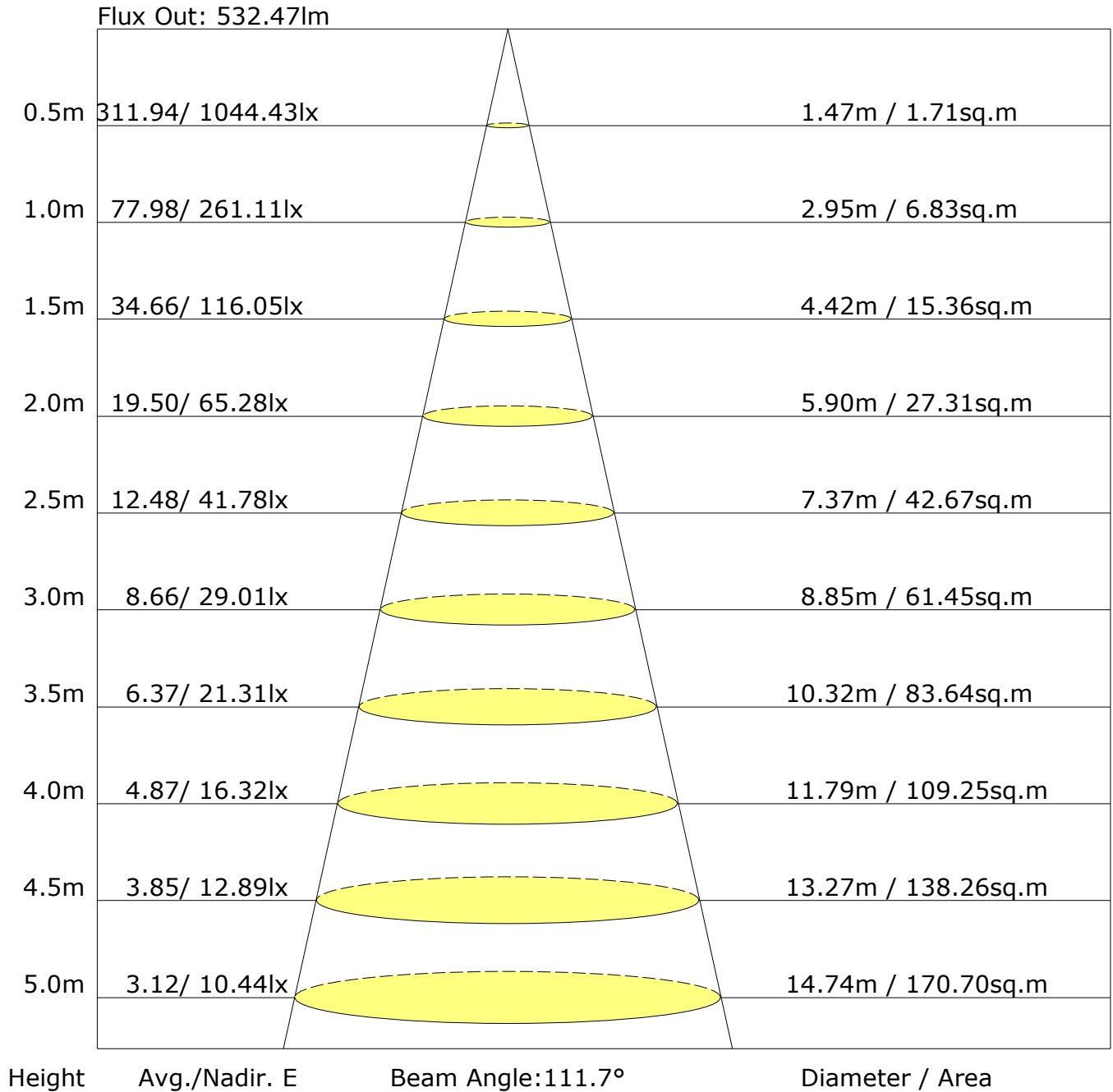


Lowest(m): 1.0m Highest(m): 11.0m Max Lux: 261.1 lx
 — (1%): 2.6 lx — (2%): 5.2 lx
 — (5%): 13.1 lx — (10%): 26.1 lx
 — (20%): 52.2 lx — (50%): 130.6 lx
 — (100%): 261.1 lx

C Plane (°):0.0-360.0: 22.5
 Test Lab: BACL
 Test Type: TYPE C
 Temperature: 25.1 'C
 Operator: George

Gamma Plane (°):0.0-180.0:5.0
 Test Device: GPM-1900
 Distance: 1.510 m
 Humidity: 65
 Inspector:

The Average Illuminance Effective Figure



C Plane (°):0.0-360.0: 22.5
 Test Lab: BACL
 Test Type: TYPE C
 Temperature: 25.1 'C
 Operator: George

Gamma Plane (°):0.0-180.0:5.0
 Test Device: GPM-1900
 Distance: 1.510 m
 Humidity: 65
 Inspector:

UGR Table

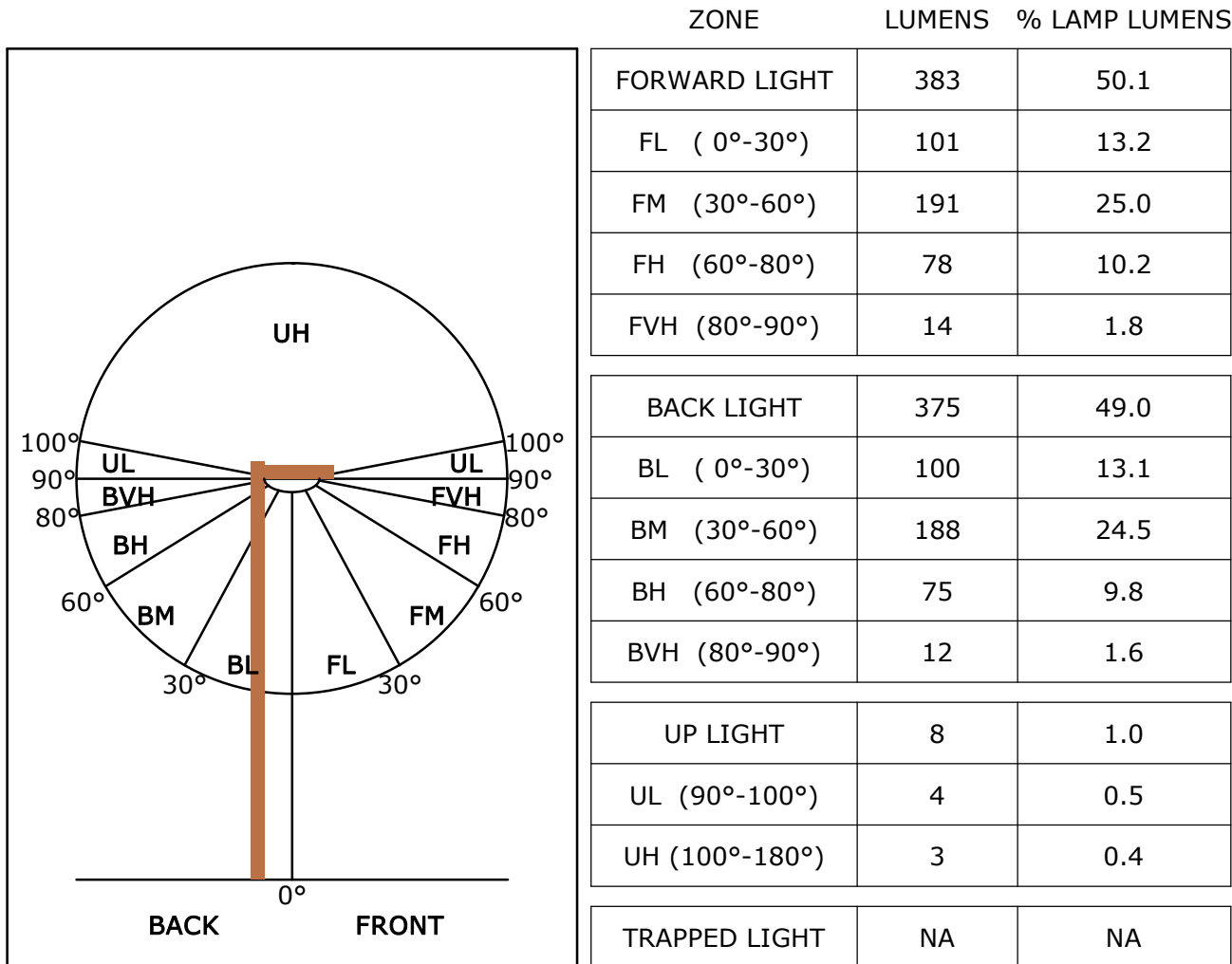
Reflectance:										
Ceiling (cavity)	0.7	0.7	0.5	0.5	0.3	0.7	0.7	0.5	0.5	0.3
Wall	0.5	0.3	0.5	0.3	0.3	0.5	0.3	0.5	0.3	0.3
Reference plane	0.2	0.2	0.2	0.2	0.2	0.2	0.2	0.2	0.2	0.2
Room dimensions	Viewed crosswise					Viewed endwise				
X=2H Y=2H	-1.\$	-1.\$	-1.\$	-1.\$	-1.\$	-1.\$	-1.\$	-1.\$	-1.\$	-1.\$
3H	-1.\$	-1.\$	-1.\$	-1.\$	-1.\$	-1.\$	-1.\$	-1.\$	-1.\$	-1.\$
4H	-1.\$	-1.\$	-1.\$	-1.\$	-1.\$	-1.\$	-1.\$	-1.\$	-1.\$	-1.\$
6H	-1.\$	-1.\$	-1.\$	-1.\$	-1.\$	-1.\$	-1.\$	-1.\$	-1.\$	-1.\$
8H	-1.\$	-1.\$	-1.\$	-1.\$	-1.\$	-1.\$	-1.\$	-1.\$	-1.\$	-1.\$
12H	-1.\$	-1.\$	-1.\$	-1.\$	-1.\$	-1.\$	-1.\$	-1.\$	-1.\$	-1.\$
X=4H Y=2H	-1.\$	-1.\$	-1.\$	-1.\$	-1.\$	-1.\$	-1.\$	-1.\$	-1.\$	-1.\$
3H	-1.\$	-1.\$	-1.\$	-1.\$	-1.\$	-1.\$	-1.\$	-1.\$	-1.\$	-1.\$
4H	-1.\$	-1.\$	-1.\$	-1.\$	-1.\$	-1.\$	-1.\$	-1.\$	-1.\$	-1.\$
6H	-1.\$	-1.\$	-1.\$	-1.\$	-1.\$	-1.\$	-1.\$	-1.\$	-1.\$	-1.\$
8H	-1.\$	-1.\$	-1.\$	-1.\$	-1.\$	-1.\$	-1.\$	-1.\$	-1.\$	-1.\$
12H	-1.\$	-1.\$	-1.\$	-1.\$	-1.\$	-1.\$	-1.\$	-1.\$	-1.\$	-1.\$
X=8H Y=4H	-1.\$	-1.\$	-1.\$	-1.\$	-1.\$	-1.\$	-1.\$	-1.\$	-1.\$	-1.\$
6H	-1.\$	-1.\$	-1.\$	-1.\$	-1.\$	-1.\$	-1.\$	-1.\$	-1.\$	-1.\$
8H	-1.\$	-1.\$	-1.\$	-1.\$	-1.\$	-1.\$	-1.\$	-1.\$	-1.\$	-1.\$
12H	-1.\$	-1.\$	-1.\$	-1.\$	-1.\$	-1.\$	-1.\$	-1.\$	-1.\$	-1.\$
X=12H Y=4H	-1.\$	-1.\$	-1.\$	-1.\$	-1.\$	-1.\$	-1.\$	-1.\$	-1.\$	-1.\$
6H	-1.\$	-1.\$	-1.\$	-1.\$	-1.\$	-1.\$	-1.\$	-1.\$	-1.\$	-1.\$
8H	-1.\$	-1.\$	-1.\$	-1.\$	-1.\$	-1.\$	-1.\$	-1.\$	-1.\$	-1.\$
Variations with the observer position at spacings:										
S=1.0H										
S=1.5H										
S=2.0H										

Calculate in accordance with CIE Pub.117. The table is revised with $766lm (8\log(F/F_0) = -0.9)$.

C Plane (°):0.0-360.0: 22.5
 Test Lab: BACL
 Test Type: TYPE C
 Temperature: 25.1 'C
 Operator: George

Gamma Plane (°):0.0-180.0:5.0
 Test Device: GPM-1900
 Distance: 1.510 m
 Humidity: 65
 Inspector:

FLUX DISTRIBUTION TABLE BASED ON THE IESNA LUMINAIRE CLASSIFICATION SYSTEM



BUG(Backlight,Uplight,Glare) Rating Base On TM-15-07	
Asymmetrical Luminaire Types (Type I,II,III,IV)	B0 U1 G1
Quadrilateral Symmetrical Luminaire Types (Type V,Area Light)	B0 U1 G1

C Plane (°):0.0-360.0: 22.5
 Test Lab: BACL
 Test Type: TYPE C
 Temperature: 25.1 'C
 Operator: George

Gamma Plane (°):0.0-180.0:5.0
 Test Device: GPM-1900
 Distance: 1.510 m
 Humidity: 65
 Inspector:

Utilisation Factor Table(Floor cavity)

Utilisation Factors UF(F)			SHR NOM = 1.25								
Room Reflectance			Room Index(RI)								
Ceiling	Wall	Floor	0.75	1.00	1.25	1.50	2.00	2.50	3.00	4.00	5.00
0.70	0.50	0.20	0.55	0.65	0.73	0.78	0.85	0.90	0.94	0.99	1.02
	0.30		0.47	0.57	0.65	0.71	0.79	0.84	0.88	0.94	0.98
	0.20		0.41	0.52	0.59	0.65	0.73	0.79	0.84	0.90	0.94
0.50	0.50	0.20	0.53	0.63	0.70	0.75	0.82	0.87	0.90	0.94	0.97
	0.30		0.46	0.56	0.63	0.69	0.76	0.82	0.86	0.91	0.94
	0.20		0.41	0.51	0.58	0.64	0.72	0.77	0.82	0.87	0.91
0.30	0.50	0.20	0.52	0.61	0.68	0.72	0.79	0.83	0.86	0.91	0.93
	0.30		0.45	0.55	0.62	0.67	0.74	0.79	0.83	0.88	0.91
	0.20		0.41	0.50	0.57	0.63	0.70	0.76	0.80	0.85	0.88
0.00	0.00	0.00	0.38	0.48	0.54	0.59	0.67	0.72	0.75	0.80	0.83
<p>Rating:10W Photometrically tested without ceiling board. Multiply UF values by service correction factors Calculate in accordance with CIBSE Technical Memorandum NO.5 1980</p>											

Utilisation Factor Table(Wall)

Utilisation Factors UF(W)			SHR NOM = 1.25									
Room Reflectance			Room Index(RI)									
Ceiling	Wall	Floor	0.75	1.00	1.25	1.50	2.00	2.50	3.00	4.00	5.00	
0.70	0.50	0.20	1.01	0.84	0.72	0.63	0.51	0.42	0.36	0.29	0.23	
	0.30		0.84	0.72	0.63	0.56	0.46	0.39	0.34	0.27	0.22	
	0.20		0.72	0.63	0.56	0.50	0.42	0.36	0.31	0.25	0.21	
0.50	0.50	0.20	0.97	0.81	0.69	0.60	0.49	0.44	0.35	0.27	0.22	
	0.30		0.82	0.70	0.61	0.54	0.44	0.37	0.33	0.26	0.21	
	0.20		0.72	0.62	0.55	0.49	0.41	0.35	0.31	0.25	0.21	
0.30	0.50	0.20	0.95	0.78	0.66	0.58	0.46	0.39	0.33	0.26	0.21	
	0.30		0.81	0.68	0.59	0.52	0.43	0.36	0.31	0.25	0.21	
	0.20		0.71	0.61	0.54	0.48	0.40	0.34	0.30	0.24	0.20	
0.00	0.00	0.00	0.61	0.51	0.45	0.40	0.32	0.27	0.24	0.19	0.16	
<p>Rating:10W Photometrically tested without ceiling board. Multiply UF values by service correction factors Calculate in accordance with CIBSE Technical Memorandum NO.5 1980</p>												

Utilisation Factor Table(Ceiling cavity)

Utilisation Factors UF(C)			SHR NOM = 1.25								
Room Reflectance			Room Index(RI)								
Ceiling	Wall	Floor	0.75	1.00	1.25	1.50	2.00	2.50	3.00	4.00	5.00
0.70	0.50	0.20	0.17	0.18	0.19	0.20	0.21	0.21	0.22	0.22	0.23
	0.30		0.10	0.12	0.13	0.14	0.16	0.17	0.18	0.19	0.20
	0.20		0.05	0.07	0.08	0.10	0.12	0.13	0.14	0.16	0.17
0.50	0.50	0.20	0.17	0.18	0.19	0.19	0.20	0.21	0.21	0.21	0.22
	0.30		0.10	0.12	0.13	0.14	0.15	0.16	0.17	0.18	0.19
	0.20		0.05	0.07	0.08	0.09	0.11	0.13	0.14	0.16	0.17
0.30	0.50	0.20	0.16	0.17	0.18	0.18	0.19	0.20	0.20	0.20	0.21
	0.30		0.10	0.11	0.12	0.13	0.15	0.16	0.17	0.18	0.18
	0.20		0.05	0.07	0.08	0.09	0.11	0.13	0.14	0.15	0.16
0.00	0.00	0.00	0.01	0.01	0.01	0.01	0.01	0.01	0.01	0.01	0.01
<p>Rating:10W Photometrically tested without ceiling board. Multiply UF values by service correction factors Calculate in accordance with CIBSE Technical Memorandum NO.5 1980</p>											

Zonal Lumen

Gamma [°]	I _{mean} [cd]	Zonal Flux [lm]	Sum Zonal Flux [lm]	Rel Zonal Flux [%]	Sum Rel Zonal Flux [%]
0.0-5.0	260.2	6.2	6.2	0.81	0.81
5.0-10.0	257.6	18.4	24.7	2.41	3.22
10.0-15.0	252.5	30.0	54.6	3.91	7.13
15.0-20.0	245.1	40.4	95.0	5.28	12.41
20.0-25.0	235.5	49.4	144.4	6.45	18.86
25.0-30.0	223.8	56.6	201.1	7.40	26.26
30.0-35.0	210.5	62.0	263.0	8.10	34.35
35.0-40.0	195.4	65.2	328.3	8.52	42.87
40.0-45.0	179.1	66.3	394.6	8.66	51.53
45.0-50.0	161.7	65.4	460.0	8.54	60.07
50.0-55.0	143.4	62.3	522.3	8.14	68.21
55.0-60.0	124.4	57.5	579.8	7.51	75.72
60.0-65.0	104.0	50.6	630.4	6.60	82.32
65.0-70.0	84.3	42.7	673.1	5.58	87.90
70.0-75.0	65.7	34.4	707.4	4.49	92.39
75.0-80.0	47.2	25.2	732.7	3.30	95.69
80.0-85.0	30.3	16.5	749.1	2.15	97.83
85.0-90.0	16.5	9.0	758.2	1.18	99.02
90.0-95.0	6.4	3.5	761.7	0.46	99.48
95.0-100.0	1.2	0.7	762.4	0.08	99.56
100.0-105.0	0.2	0.1	762.4	0.01	99.57
105.0-110.0	0.2	0.1	762.5	0.01	99.59
110.0-115.0	0.4	0.2	762.7	0.02	99.61
115.0-120.0	0.6	0.3	763.0	0.04	99.65
120.0-125.0	0.8	0.4	763.4	0.05	99.69
125.0-130.0	1.0	0.4	763.8	0.06	99.75
130.0-135.0	1.2	0.5	764.3	0.06	99.81
135.0-140.0	1.3	0.5	764.7	0.06	99.87
140.0-145.0	1.3	0.4	765.2	0.06	99.93
145.0-150.0	1.1	0.3	765.5	0.04	99.97
150.0-155.0	0.5	0.1	765.6	0.02	99.99
155.0-160.0	0.1	0.0	765.7	0.00	99.99
160.0-165.0	0.1	0.0	765.7	0.00	100.00
165.0-170.0	0.1	0.0	765.7	0.00	100.00
170.0-175.0	0.1	0.0	765.7	0.00	100.00
175.0-180.0	0.1	0.0	765.7	0.00	100.00

C Plane (°):0.0-360.0: 22.5
 Test Lab: BACL
 Test Type: TYPE C
 Temperature: 25.1 'C
 Operator: George

Gamma Plane (°):0.0-180.0:5.0
 Test Device: GPM-1900
 Distance: 1.510 m
 Humidity: 65
 Inspector:

Candlepower Table

Unit: cd

G\C	C0.0	C22.5	C45.0	C67.5	C90.0	C112.5	C135.0	C157.5	C180.0	C202.5
G0.0	261.1	261.1	261.1	261.1	261.1	261.1	261.1	261.1	261.1	261.1
G5.0	259.3	260.2	259.5	258.2	258.0	258.2	258.0	258.4	258.4	259.9
G10.0	256.4	255.5	255.8	254.6	253.7	254.2	253.7	255.0	254.8	256.3
G15.0	250.0	249.8	248.4	247.2	246.8	246.1	246.4	247.5	247.4	249.2
G20.0	242.8	240.6	239.7	238.5	237.6	237.4	237.9	238.9	239.5	241.2
G25.0	231.7	230.1	228.7	226.3	225.5	225.8	225.7	227.0	228.5	230.4
G30.0	219.8	217.6	216.4	214.0	212.6	212.2	213.1	214.8	214.6	217.3
G35.0	206.1	203.6	201.2	199.0	198.0	198.1	198.3	199.8	200.9	203.2
G40.0	190.0	188.2	185.9	182.8	181.2	181.2	181.8	183.7	184.4	187.8
G45.0	174.0	170.7	168.6	166.2	164.7	164.0	164.2	167.1	167.7	170.7
G50.0	155.7	153.5	150.4	147.6	146.1	145.4	146.4	148.4	149.4	152.5
G55.0	137.5	134.5	132.0	129.0	127.1	127.0	127.6	129.6	130.3	133.9
G60.0	117.9	115.2	112.1	109.5	108.0	107.1	107.9	110.6	111.0	114.8
G65.0	98.8	95.8	92.7	89.6	87.9	87.6	88.7	90.8	90.3	94.9
G70.0	78.8	75.7	72.3	69.5	68.0	68.0	68.8	70.8	71.7	75.0
G75.0	59.6	56.2	53.4	50.7	49.2	49.1	50.1	52.1	52.4	55.8
G80.0	41.5	38.2	35.3	33.2	31.9	31.9	32.7	34.0	34.9	38.0
G85.0	25.2	22.5	20.2	18.4	17.4	17.2	17.9	15.8	19.8	22.2
G90.0	12.5	10.5	9.0	8.0	7.4	7.2	7.6	7.8	8.8	10.2
G95.0	4.3	3.5	1.4	0.5	1.9	0.3	0.5	2.2	2.5	2.6
G100.0	0.6	0.1	0.1	0.1	0.2	0.1	0.1	0.1	0.2	0.1
G105.0	0.1	0.1	0.2	0.2	0.1	0.1	0.1	0.1	0.1	0.1
G110.0	0.3	0.3	0.3	0.3	0.3	0.3	0.2	0.2	0.1	0.2
G115.0	0.4	0.4	0.5	0.6	0.8	0.8	0.3	0.2	0.1	0.3
G120.0	0.5	0.5	0.6	0.7	1.0	1.5	0.5	0.4	0.2	0.3
G125.0	0.5	0.6	0.7	0.8	1.1	1.3	0.9	0.6	0.3	1.0
G130.0	0.7	0.8	0.9	0.9	1.1	1.2	1.1	0.6	0.4	1.5
G135.0	1.0	1.0	0.9	1.0	1.1	1.2	1.0	1.0	0.6	2.0
G140.0	1.1	1.0	1.0	1.0	1.2	1.2	0.8	1.2	0.6	2.2
G145.0	1.2	1.1	1.1	1.1	1.2	1.2	0.9	1.4	0.6	2.3
G150.0	0.6	0.8	0.8	0.7	0.6	0.7	0.9	1.2	0.5	1.6
G155.0	0.1	0.1	0.1	0.1	0.1	0.1	0.1	0.1	0.1	0.1
G160.0	0.1	0.1	0.1	0.1	0.1	0.1	0.1	0.1	0.1	0.1
G165.0	0.1	0.1	0.1	0.1	0.1	0.1	0.1	0.1	0.1	0.1
G170.0	0.1	0.1	0.1	0.1	0.1	0.1	0.1	0.1	0.1	0.1
G175.0	0.1	0.1	0.1	0.1	0.1	0.1	0.1	0.1	0.1	0.1
G180.0	0.0	0.0	0.0	0.0	0.0	0.0	0.0	0.0	0.0	0.0

C Plane (°):0.0-360.0: 22.5
 Test Lab: BACL
 Test Type: TYPE C
 Temperature: 25.1 'C
 Operator: George

Gamma Plane (°):0.0-180.0:5.0
 Test Device: GPM-1900
 Distance: 1.510 m
 Humidity: 65
 Inspector:

Candlepower Table (Continue 1)

Unit: cd

G\C	C225.0	C247.5	C270.0	C292.5	C315.0	C337.5	C360.0			
G0.0	261.1	261.1	261.1	261.1	261.1	261.1	261.1			
G5.0	260.9	259.9	259.7	260.0	260.1	259.8	259.3			
G10.0	257.3	257.3	257.4	257.3	257.6	257.4	256.4			
G15.0	251.1	250.8	252.1	252.1	251.2	250.6	250.0			
G20.0	243.0	243.8	243.8	243.9	244.4	242.8	242.8			
G25.0	231.9	233.6	234.2	235.0	233.7	232.9	231.7			
G30.0	219.6	221.4	221.8	222.4	222.1	220.7	219.8			
G35.0	205.8	207.2	208.9	209.2	208.5	206.9	206.1			
G40.0	190.0	191.8	193.2	193.9	192.5	190.9	190.0			
G45.0	173.7	175.8	176.9	177.0	176.5	174.9	174.0			
G50.0	155.4	157.8	159.2	159.6	158.7	156.8	155.7			
G55.0	137.3	139.3	140.5	140.7	140.1	138.4	137.5			
G60.0	117.6	119.9	121.5	122.1	120.9	118.9	117.9			
G65.0	98.3	100.9	102.3	87.7	87.6	99.8	98.8			
G70.0	78.6	80.9	82.3	82.8	81.9	79.9	78.8			
G75.0	58.9	61.4	62.8	63.8	62.5	60.5	59.6			
G80.0	40.6	43.0	44.4	44.9	44.1	42.2	41.5			
G85.0	24.5	26.7	27.8	28.6	27.7	26.0	25.2			
G90.0	11.8	13.3	14.3	15.0	14.2	13.0	12.5			
G95.0	0.1	0.5	5.4	3.0	3.3	3.2	4.3			
G100.0	0.1	0.2	0.2	0.2	0.1	0.1	0.6			
G105.0	0.1	0.1	0.1	0.1	0.1	0.1	0.1			
G110.0	0.3	0.3	0.3	0.3	0.3	0.4	0.3			
G115.0	0.4	0.5	0.7	0.7	0.3	0.5	0.4			
G120.0	0.5	1.3	0.9	1.0	0.4	0.5	0.5			
G125.0	1.5	1.6	1.0	1.1	0.9	0.6	0.5			
G130.0	2.1	1.7	1.1	1.2	1.2	0.9	0.7			
G135.0	2.4	1.8	1.2	1.2	1.2	1.3	1.0			
G140.0	2.4	1.9	1.3	1.3	1.1	1.3	1.1			
G145.0	2.4	1.9	1.4	1.3	1.0	1.3	1.2			
G150.0	1.7	1.4	1.2	1.1	0.7	0.6	0.6			
G155.0	0.1	0.1	0.1	0.1	0.1	0.1	0.1			
G160.0	0.1	0.1	0.1	0.1	0.1	0.1	0.1			
G165.0	0.1	0.1	0.1	0.1	0.1	0.1	0.1			
G170.0	0.1	0.1	0.1	0.1	0.1	0.1	0.1			
G175.0	0.1	0.1	0.1	0.1	0.1	0.1	0.1			
G180.0	0.0	0.0	0.0	0.0	0.0	0.0	0.0			

C Plane (°):0.0-360.0: 22.5
 Test Lab: BACL
 Test Type: TYPE C
 Temperature: 25.1 'C
 Operator: George

Gamma Plane (°):0.0-180.0:5.0
 Test Device: GPM-1900
 Distance: 1.510 m
 Humidity: 65
 Inspector: