



Report No.:

Test Time: 2019-6-6 17:00

## Luminaire Property

Luminaire Manufacturer: ASD Lighting corp

Voltage: 276.9 V

Power: 51.74 W

Model: ASD-LRLB-55DCC-BZ-PRM

Current: 0.2082 A

Power Factor: 0.897

## Photometric Results

IES Classification: Type IV

Total Rated Lamp Lumens: 7312.2 lm

Efficiency: 100%

Upward Ratio: 4%

Central Intensity: 1431.43 cd

Pos of Max. Intensity: H112.5 V29

Longitudinal Classification: Very Short


Measurement Flux: 7312.2 lm

Downward Ratio: 96%

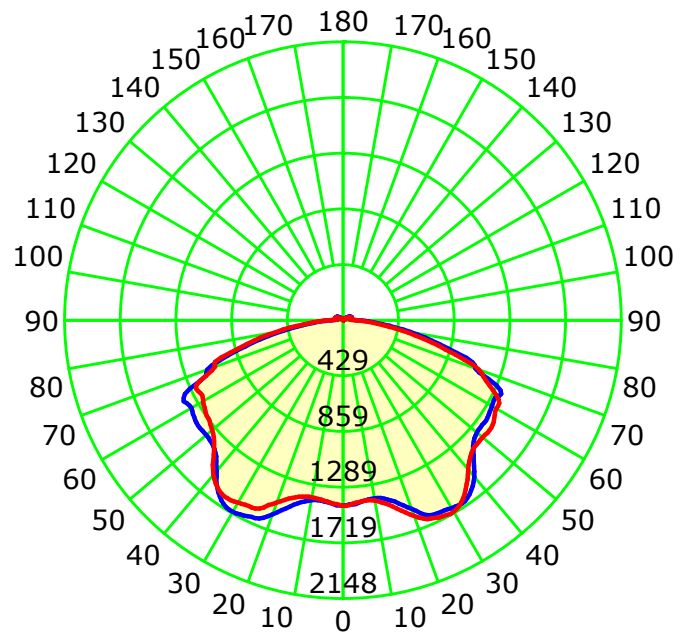
Luminaire Efficacy Rating (LER): 141.33

Max. Intensity: 1719.09 cd

Picture Of Luminaire



Luminous Intensity Distribution Curve



Unit: cd

Average Diffuse Angle(50%): 148.6°

— C0-C180 — C90-C270

C Plane (°):0.0-360.0: 22.5

Test Lab:

Test Type: TYPE C

Temperature: 25.0 °C

Operator:

Gamma Plane (°):0.0-180.0:1.0

Test Device: GPM-3000

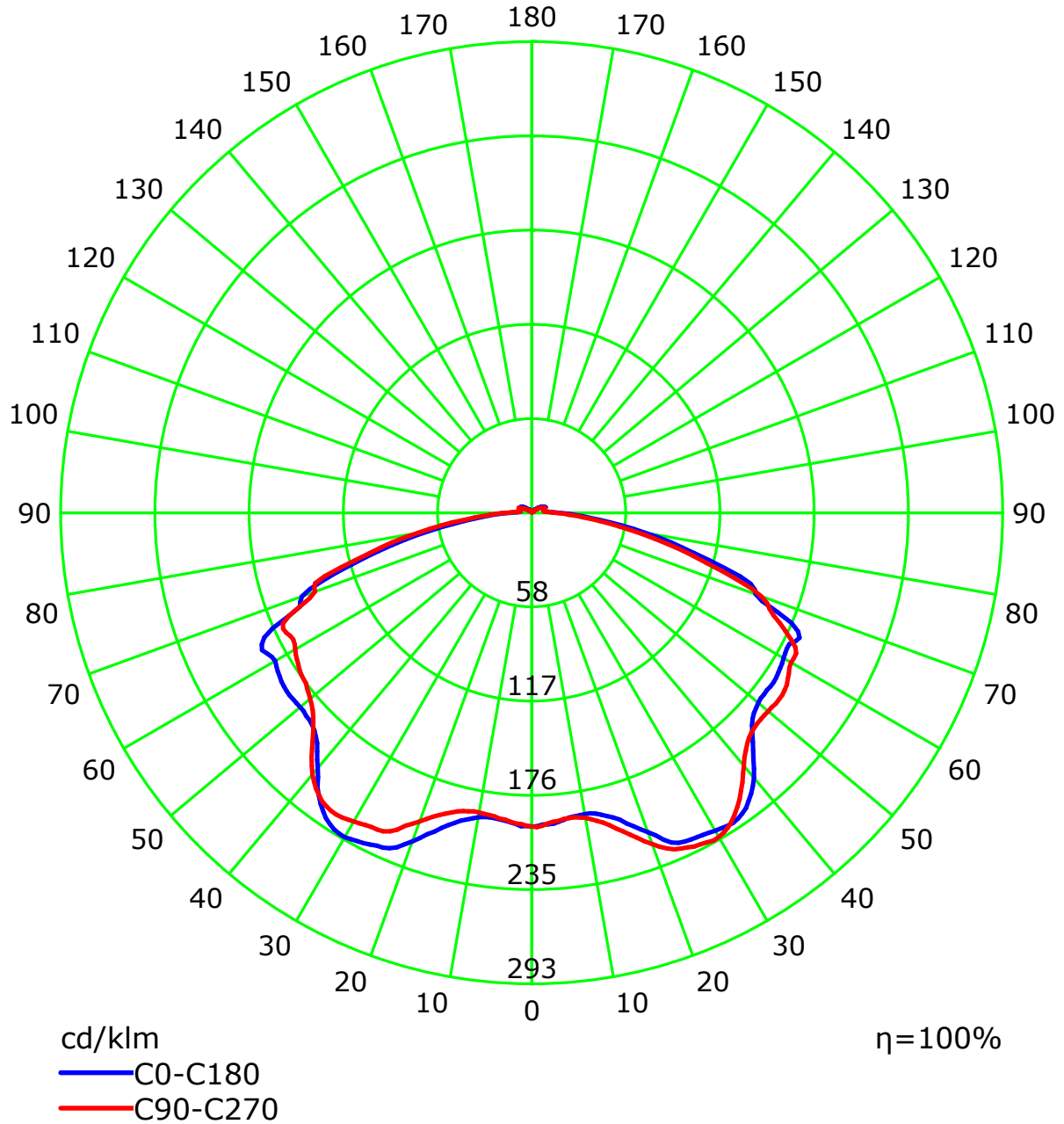
Distance: 14.040 m [K=1.0000]

Humidity:

Inspector:



## Luminous Intensity Distribution Curve(cd/klm)

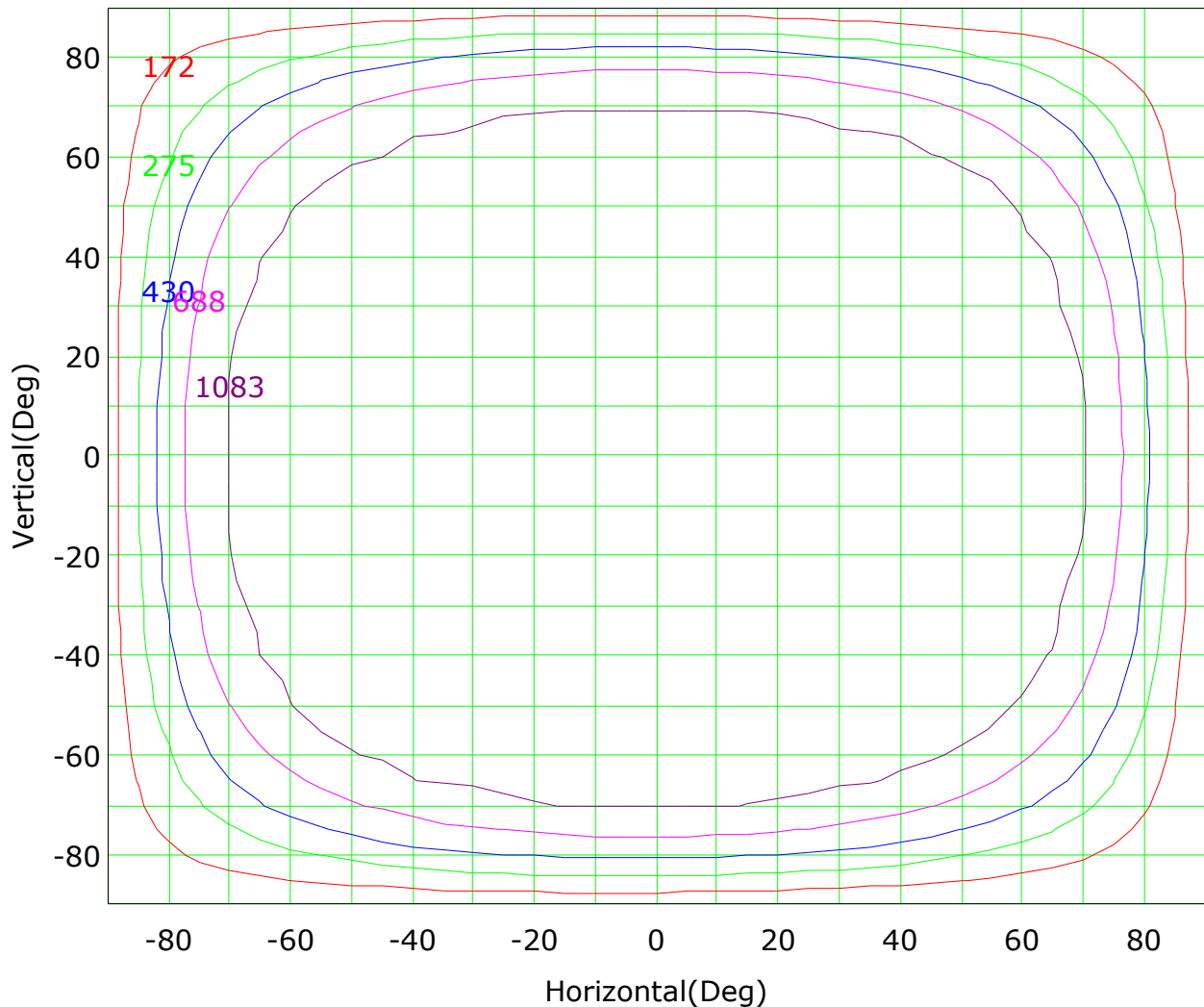


C Plane (°):0.0-360.0: 22.5  
Test Lab:  
Test Type: TYPE C  
Temperature: 25.0 'C  
Operator:

Gamma Plane (°):0.0-180.0:1.0  
Test Device: GPM-3000  
Distance: 14.040 m [K=1.0000]  
Humidity:  
Inspector:



## Isocandela (rectangle)



Imax (100%): 1719 cd

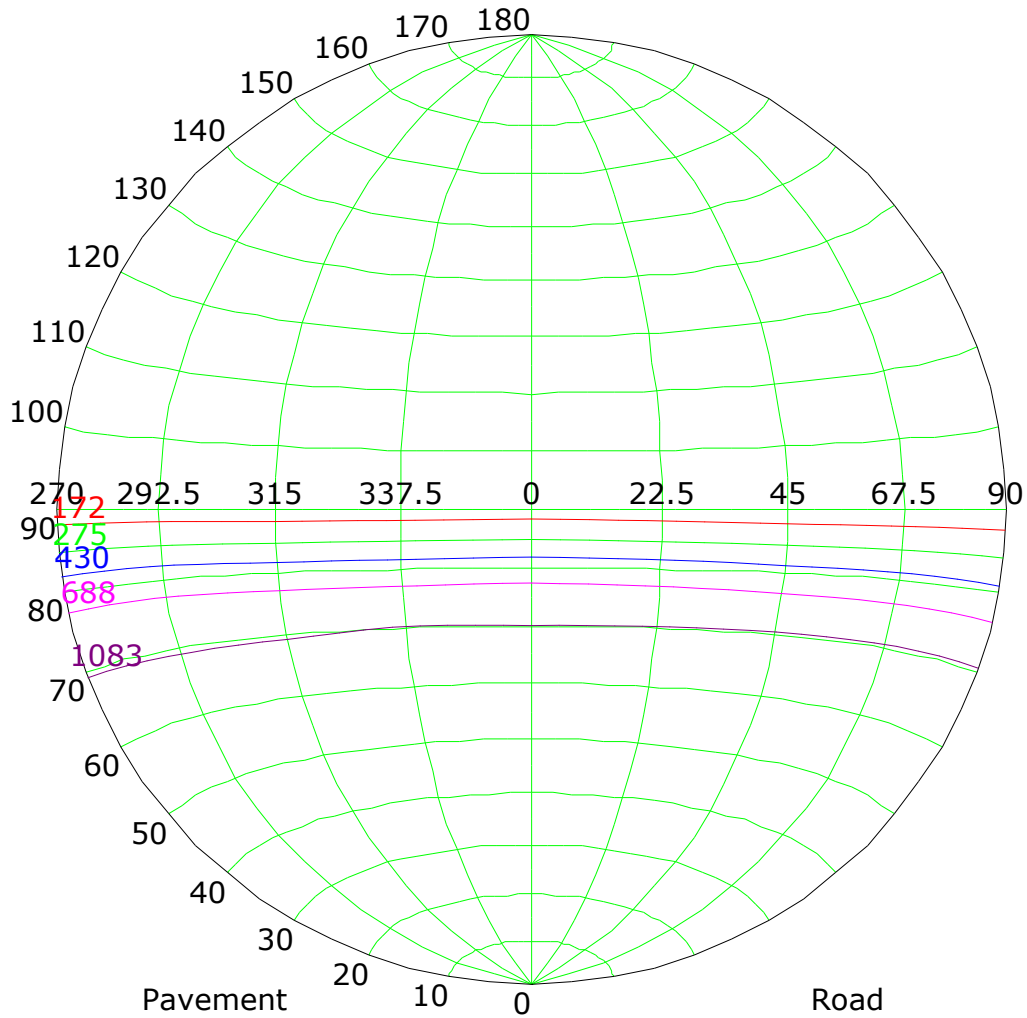
- |                 |                 |
|-----------------|-----------------|
| ( 10%): 172 cd  | ( 16%): 275 cd  |
| ( 25%): 430 cd  | ( 40%): 688 cd  |
| ( 63%): 1083 cd | (100%): 1719 cd |

C Plane (°):0.0-360.0: 22.5  
Test Lab:  
Test Type: TYPE C  
Temperature: 25.0 'C  
Operator:

Gamma Plane (°):0.0-180.0:1.0  
Test Device: GPM-3000  
Distance: 14.040 m [K=1.0000]  
Humidity:  
Inspector:



## Isocandela (sphere)



Imax (100%): 1719 cd

— ( 10%): 172 cd	— ( 16%): 275 cd
— ( 25%): 430 cd	— ( 40%): 688 cd
— ( 63%): 1083 cd	— (100%): 1719 cd

C Plane (°):0.0-360.0: 22.5

Test Lab:

Test Type: TYPE C

Temperature: 25.0 'C

Operator:

Gamma Plane (°):0.0-180.0:1.0

Test Device: GPM-3000

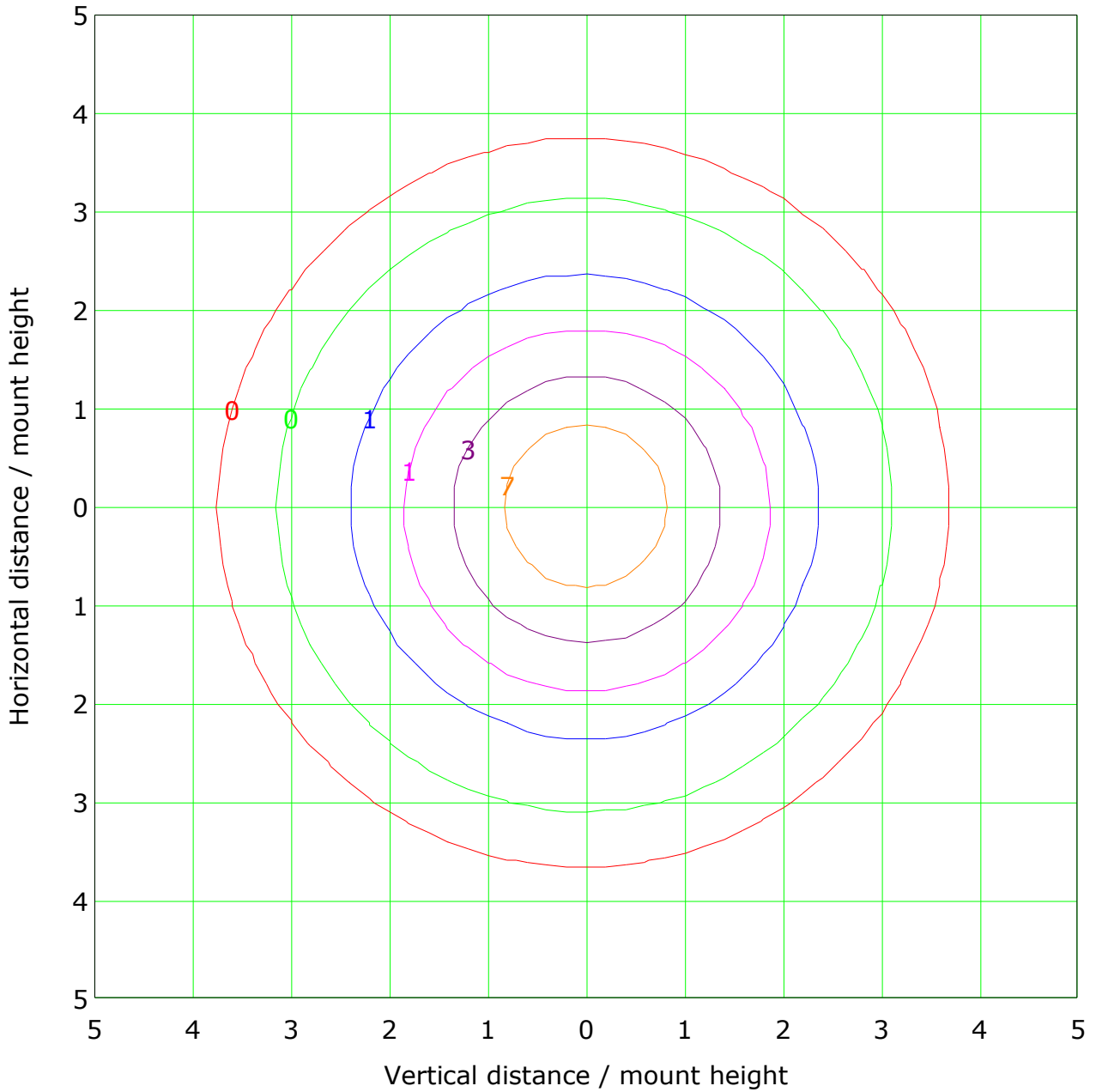
Distance: 14.040 m [K=1.0000]

Humidity:

Inspector:



## IsoLux Plot



Mounting Height: 10.0m		Max Lux(100%): 14.3 lx	
— ( 1%):	0.1 lx	— ( 2%):	0.3 lx
— ( 5%):	0.7 lx	— ( 10%):	1.4 lx
— ( 20%):	2.9 lx	— ( 50%):	7.2 lx
— (100%):	14.3 lx		

C Plane (°):0.0-360.0: 22.5  
Test Lab:  
Test Type: TYPE C  
Temperature: 25.0 'C  
Operator:

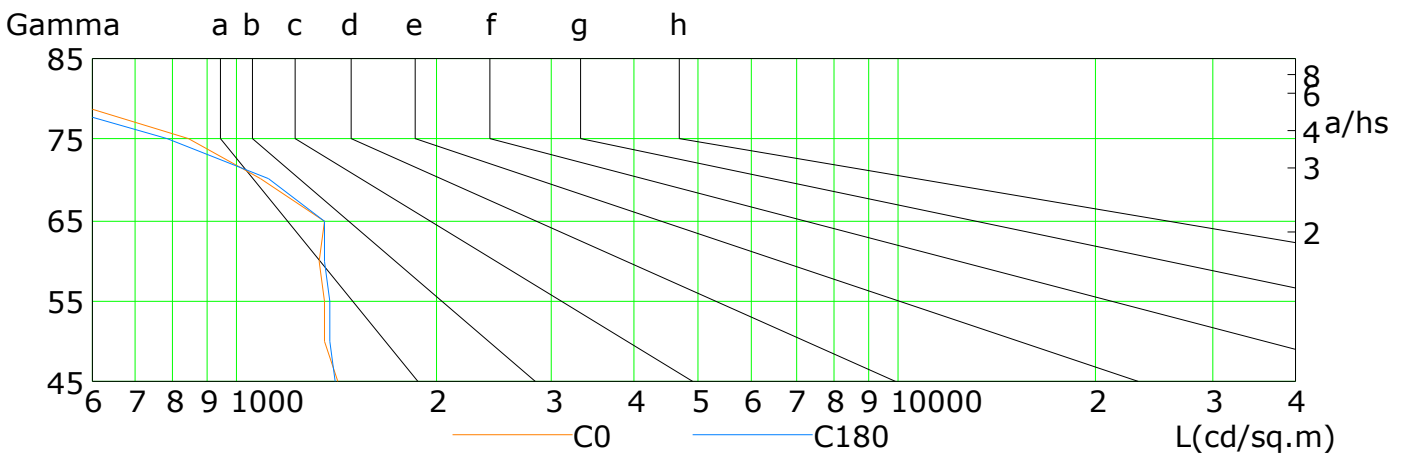
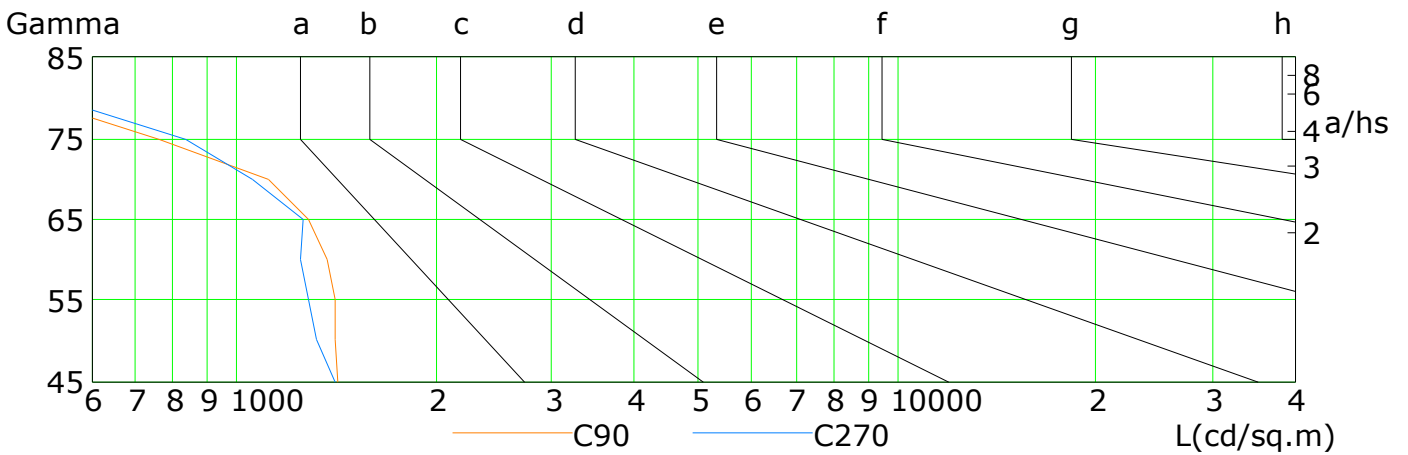
Gamma Plane (°):0.0-180.0:1.0  
Test Device: GPM-3000  
Distance: 14.040 m [K=1.0000]  
Humidity:  
Inspector:



## Lum Limit Curve

Dazzle	Quality	Illuminance (lx)							
		2000	1000	500	<=300				
1.15	A	2000	1000	500	<=300				
1.50	B		2000	1000	500	<=300			
1.85	C			2000	1000	500	<=300		
2.20	D				2000	1000	500	<=300	
2.55	E					2000	1000	500	<=300

a b c d e f g h



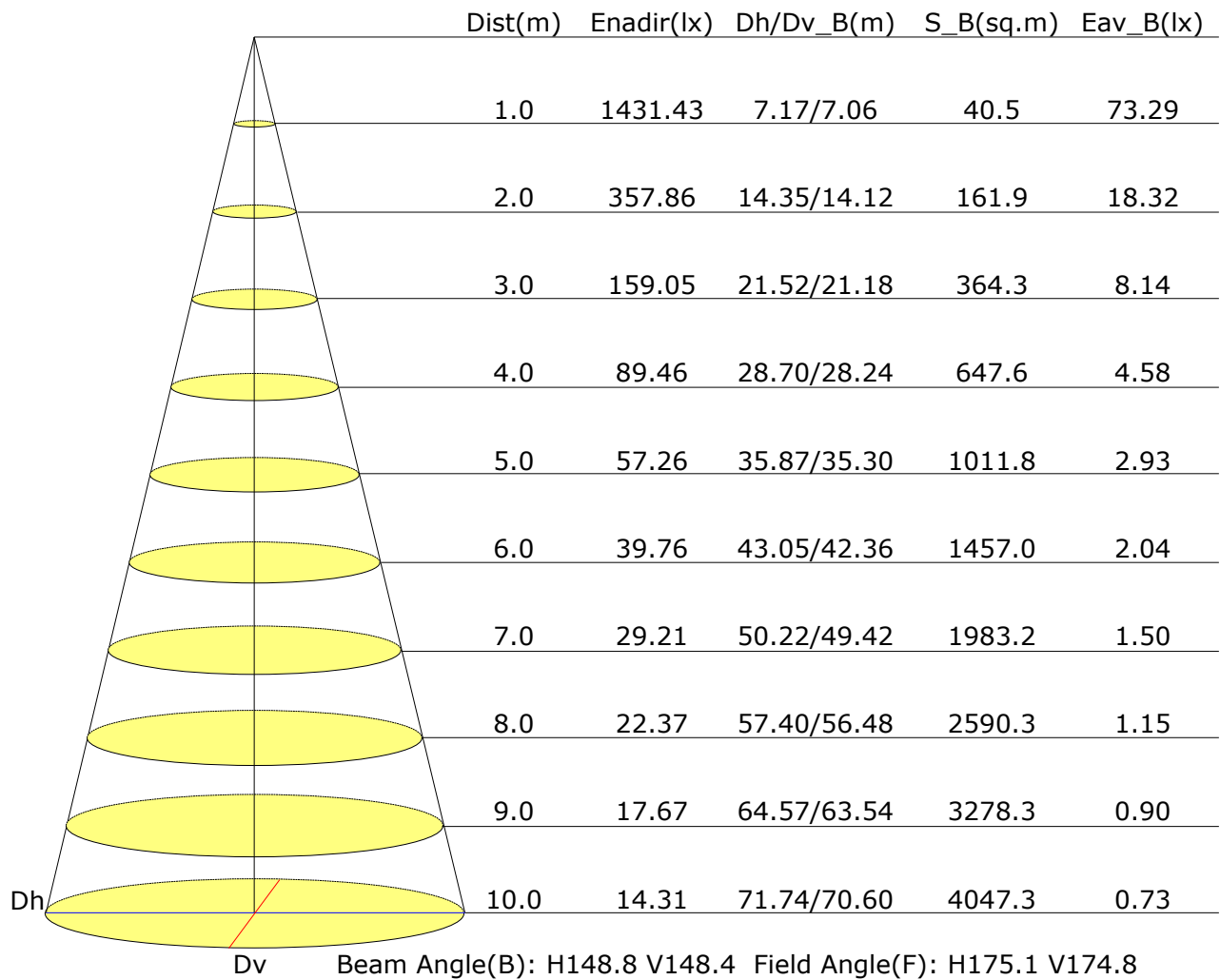
L(cd/sq.m)	G45	G50	G55	G60	G65	G70	G75	G80	G85
C0	1423	1350	1348	1327	1348	1087	840	526	269
C90	1417	1408	1409	1367	1278	1115	763	462	236
C180	1404	1380	1381	1352	1347	1116	783	470	230
C270	1411	1320	1285	1247	1253	1053	833	527	264

C Plane (°):0.0-360.0: 22.5  
Test Lab:  
Test Type: TYPE C  
Temperature: 25.0 'C  
Operator:

Gamma Plane (°):0.0-180.0:1.0  
Test Device: GPM-3000  
Distance: 14.040 m [K=1.0000]  
Humidity:  
Inspector:



## Illuminance at a Distance

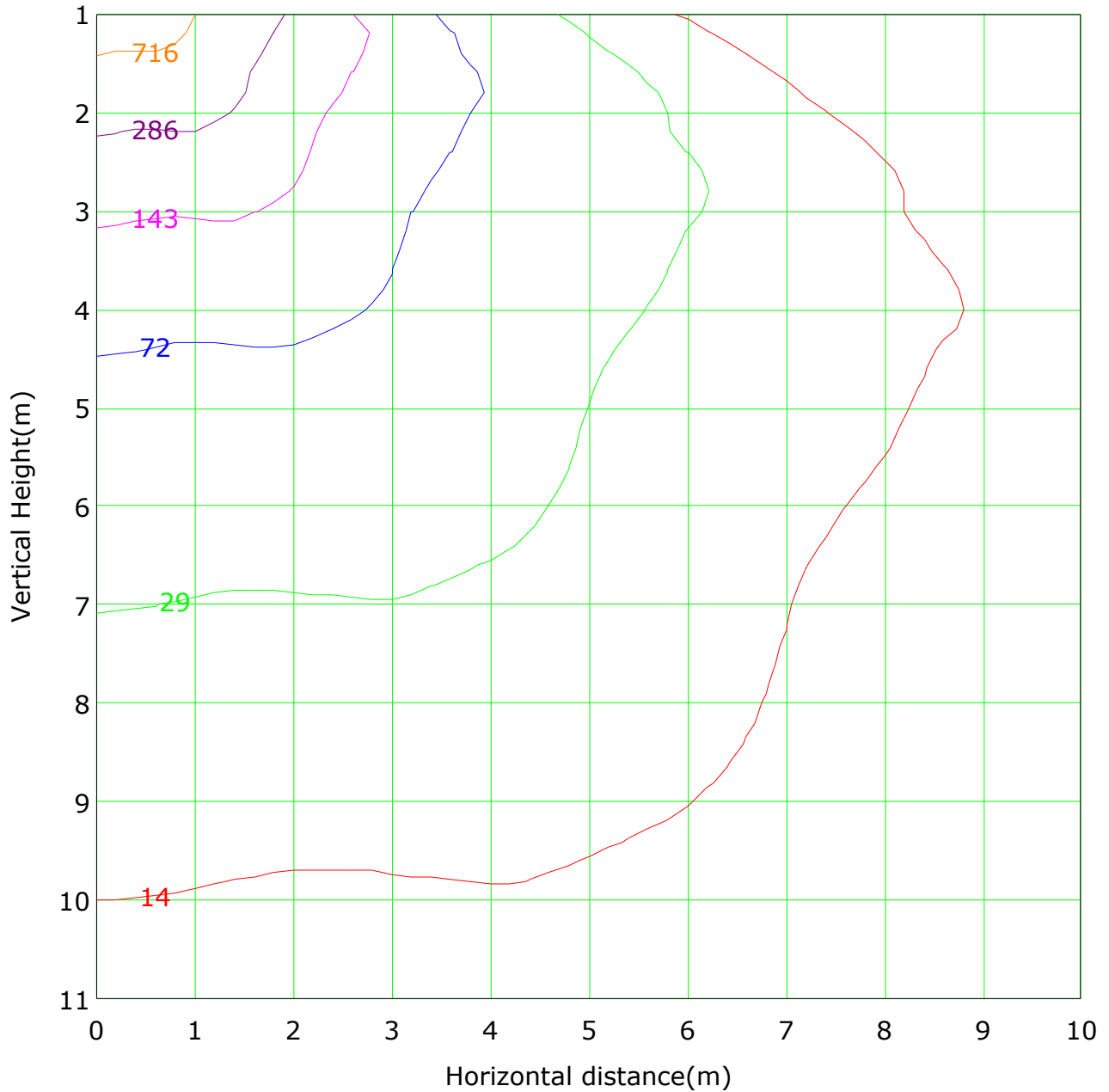


C Plane (°):0.0-360.0: 22.5  
 Test Lab:  
 Test Type: TYPE C  
 Temperature: 25.0 °C  
 Operator:

Gamma Plane (°):0.0-180.0:1.0  
 Test Device: GPM-3000  
 Distance: 14.040 m [K=1.0000]  
 Humidity:  
 Inspector:



## Vertical IsoLux Plot



Lowest(m): 1.0m    Highest(m): 11.0m    Max Lux: 1431.4 lx  
— ( 1%): 14.3 lx                      — ( 2%): 28.6 lx  
— ( 5%): 71.6 lx                        — (10%): 143.1 lx  
— (20%): 286.3 lx                      — (50%): 715.7 lx  
— (100%):1431.4 lx

C Plane (°):0.0-360.0: 22.5  
Test Lab:  
Test Type: TYPE C  
Temperature: 25.0 'C  
Operator:

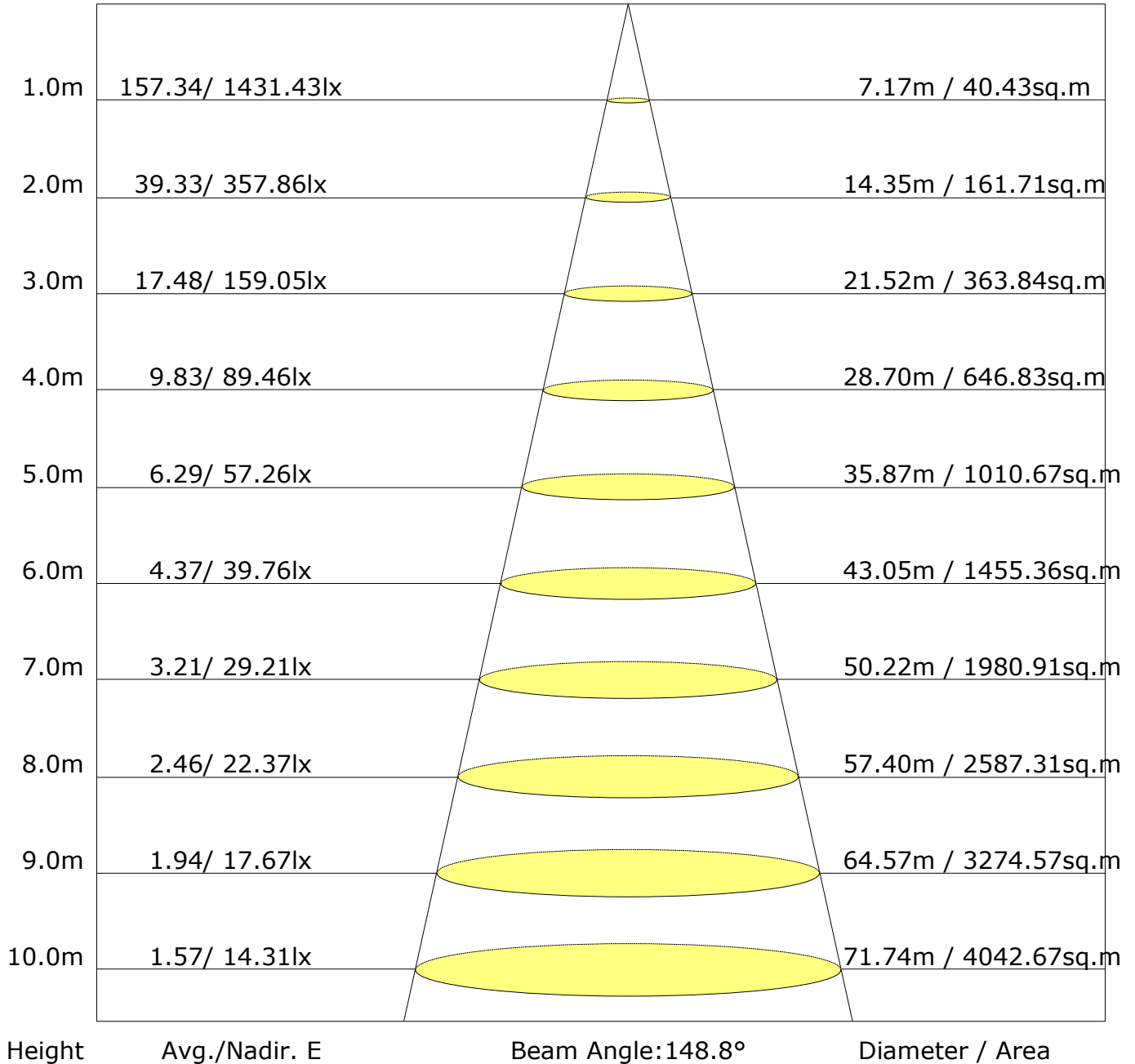
Gamma Plane (°):0.0-180.0:1.0  
Test Device: GPM-3000  
Distance: 14.040 m [K=1.0000]  
Humidity:  
Inspector:





## The Average Illuminance Effective Figure

Flux Out: 6360.63lm



C Plane (°):0.0-360.0: 22.5  
 Test Lab:  
 Test Type: TYPE C  
 Temperature: 25.0 'C  
 Operator:

Gamma Plane (°):0.0-180.0:1.0  
 Test Device: GPM-3000  
 Distance: 14.040 m [K=1.0000]  
 Humidity:  
 Inspector:



## UGR Table

Reflectance:										
Ceiling (cavity)	0.7	0.7	0.5	0.5	0.3	0.7	0.7	0.5	0.5	0.3
Wall	0.5	0.3	0.5	0.3	0.3	0.5	0.3	0.5	0.3	0.3
Reference plane	0.2	0.2	0.2	0.2	0.2	0.2	0.2	0.2	0.2	0.2
Room dimensions	Viewed crosswise					Viewed endwise				
X=2H Y=2H	-1.\$	-1.\$	-1.\$	-1.\$	-1.\$	-1.\$	-1.\$	-1.\$	-1.\$	-1.\$
3H	-1.\$	-1.\$	-1.\$	-1.\$	-1.\$	-1.\$	-1.\$	-1.\$	-1.\$	-1.\$
4H	-1.\$	-1.\$	-1.\$	-1.\$	-1.\$	-1.\$	-1.\$	-1.\$	-1.\$	-1.\$
6H	-1.\$	-1.\$	-1.\$	-1.\$	-1.\$	-1.\$	-1.\$	-1.\$	-1.\$	-1.\$
8H	-1.\$	-1.\$	-1.\$	-1.\$	-1.\$	-1.\$	-1.\$	-1.\$	-1.\$	-1.\$
12H	-1.\$	-1.\$	-1.\$	-1.\$	-1.\$	-1.\$	-1.\$	-1.\$	-1.\$	-1.\$
X=4H Y=2H	-1.\$	-1.\$	-1.\$	-1.\$	-1.\$	-1.\$	-1.\$	-1.\$	-1.\$	-1.\$
3H	-1.\$	-1.\$	-1.\$	-1.\$	-1.\$	-1.\$	-1.\$	-1.\$	-1.\$	-1.\$
4H	-1.\$	-1.\$	-1.\$	-1.\$	-1.\$	-1.\$	-1.\$	-1.\$	-1.\$	-1.\$
6H	-1.\$	-1.\$	-1.\$	-1.\$	-1.\$	-1.\$	-1.\$	-1.\$	-1.\$	-1.\$
8H	-1.\$	-1.\$	-1.\$	-1.\$	-1.\$	-1.\$	-1.\$	-1.\$	-1.\$	-1.\$
12H	-1.\$	-1.\$	-1.\$	-1.\$	-1.\$	-1.\$	-1.\$	-1.\$	-1.\$	-1.\$
X=8H Y=4H	-1.\$	-1.\$	-1.\$	-1.\$	-1.\$	-1.\$	-1.\$	-1.\$	-1.\$	-1.\$
6H	-1.\$	-1.\$	-1.\$	-1.\$	-1.\$	-1.\$	-1.\$	-1.\$	-1.\$	-1.\$
8H	-1.\$	-1.\$	-1.\$	-1.\$	-1.\$	-1.\$	-1.\$	-1.\$	-1.\$	-1.\$
12H	-1.\$	-1.\$	-1.\$	-1.\$	-1.\$	-1.\$	-1.\$	-1.\$	-1.\$	-1.\$
X=12H Y=4H	-1.\$	-1.\$	-1.\$	-1.\$	-1.\$	-1.\$	-1.\$	-1.\$	-1.\$	-1.\$
6H	-1.\$	-1.\$	-1.\$	-1.\$	-1.\$	-1.\$	-1.\$	-1.\$	-1.\$	-1.\$
8H	-1.\$	-1.\$	-1.\$	-1.\$	-1.\$	-1.\$	-1.\$	-1.\$	-1.\$	-1.\$
Variations with the observer position at spacings:										
S=1.0H										-1.\$/-1.\$
S=1.5H										-1.\$/-1.\$
S=2.0H										-1.\$/-1.\$

Calculate in accordance with CIE Pub.117. The table is revised with 7312lm ( $8\log(F/F_0) = 6.9$ ).

C Plane (°):0.0-360.0: 22.5  
 Test Lab:  
 Test Type: TYPE C  
 Temperature: 25.0 'C  
 Operator:

Gamma Plane (°):0.0-180.0:1.0  
 Test Device: GPM-3000  
 Distance: 14.040 m [K=1.0000]  
 Humidity:  
 Inspector:



**FLUX DISTRIBUTION TABLE BASED ON THE IESNA LUMINAIRE CLASSIFICATION SYSTEM**

	ZONE	LUMENS	% LAMP LUMENS
	FORWARD LIGHT	3544	48.5
	FL ( 0°-30°)	667	9.1
	FM (30°-60°)	1688	23.1
	FH (60°-80°)	1049	14.4
	FVH (80°-90°)	140	1.9
	BACK LIGHT	3500	47.9
	BL ( 0°-30°)	647	8.9
	BM (30°-60°)	1654	22.6
	BH (60°-80°)	1049	14.3
	BVH (80°-90°)	150	2.1
	UP LIGHT	268	3.7
	UL (90°-100°)	78	1.1
	UH (100°-180°)	190	2.6
	TRAPPED LIGHT	NA	NA

BUG(Backlight,Uplight,Glare) Rating Base On TM-15-11	
Asymmetrical Luminaire Types (Type I,II,III,IV)	B3 U3 G3
Quadrilateral Symmetrical Luminaire Types (Type V,Area Light)	B3 U3 G2

C Plane (°):0.0-360.0: 22.5  
 Test Lab:  
 Test Type: TYPE C  
 Temperature: 25.0 'C  
 Operator:

Gamma Plane (°):0.0-180.0:1.0  
 Test Device: GPM-3000  
 Distance: 14.040 m [K=1.0000]  
 Humidity:  
 Inspector:



## Candlepower Table

Unit: cd

G\C	C0.0	C22.5	C45.0	C67.5	C90.0	C112.5	C135.0	C157.5	C180.0	C202.5
G0.0	1431.4	1431.4	1431.4	1431.4	1431.4	1431.4	1431.4	1431.4	1431.4	1431.4
G1.0	1430.0	1429.5	1428.7	1430.4	1433.6	1433.4	1430.0	1428.6	1428.9	1426.2
G2.0	1423.6	1424.8	1425.5	1427.6	1427.6	1427.4	1426.6	1425.8	1430.4	1428.6
G3.0	1422.3	1421.3	1421.2	1420.1	1419.4	1420.7	1415.6	1418.4	1421.7	1422.8
G4.0	1421.8	1413.9	1412.9	1413.9	1412.6	1413.8	1408.5	1410.1	1414.9	1411.3
G5.0	1414.4	1406.9	1407.6	1404.8	1410.2	1407.2	1403.0	1406.5	1409.6	1406.6
G6.0	1407.7	1402.1	1405.1	1401.8	1404.7	1403.2	1400.2	1402.5	1407.0	1402.5
G7.0	1401.0	1400.7	1403.3	1400.4	1402.7	1401.2	1399.0	1400.5	1402.9	1399.1
G8.0	1398.0	1398.5	1402.8	1398.9	1401.9	1401.5	1398.5	1398.6	1402.1	1399.6
G9.0	1397.5	1397.4	1404.6	1401.7	1407.1	1407.3	1405.1	1404.7	1404.2	1397.4
G10.0	1396.0	1399.5	1407.7	1409.2	1412.7	1416.4	1412.2	1412.2	1409.9	1403.0
G11.0	1396.9	1405.2	1416.5	1419.7	1423.5	1427.9	1423.9	1420.0	1420.0	1410.6
G12.0	1402.9	1415.0	1426.7	1429.6	1437.1	1439.7	1436.5	1432.5	1430.3	1420.4
G13.0	1413.8	1428.5	1437.4	1442.9	1450.5	1454.9	1449.1	1445.6	1441.6	1430.1
G14.0	1426.4	1443.1	1452.5	1457.7	1468.4	1473.9	1468.0	1459.6	1457.9	1445.0
G15.0	1439.7	1458.7	1468.1	1476.5	1490.2	1495.8	1491.4	1481.5	1474.9	1457.4
G16.0	1455.7	1478.7	1490.5	1496.0	1511.2	1520.6	1514.1	1504.1	1495.8	1478.2
G17.0	1481.7	1499.7	1512.4	1523.1	1536.0	1544.7	1540.6	1526.3	1520.5	1499.0
G18.0	1503.6	1522.9	1535.2	1544.4	1558.9	1567.7	1562.8	1551.5	1540.7	1519.9
G19.0	1527.1	1546.3	1558.5	1569.1	1585.1	1596.1	1586.9	1576.2	1568.9	1541.8
G20.0	1550.2	1568.6	1583.6	1593.5	1608.0	1621.4	1611.0	1607.3	1594.8	1567.4
G21.0	1575.4	1593.7	1608.0	1619.4	1631.3	1645.3	1637.9	1634.0	1620.1	1594.2
G22.0	1607.9	1617.1	1634.0	1645.6	1651.4	1670.1	1659.5	1656.8	1646.1	1617.1
G23.0	1633.7	1638.6	1655.2	1659.5	1666.9	1684.3	1674.3	1673.9	1662.0	1633.5
G24.0	1648.6	1652.1	1665.3	1666.3	1675.9	1687.2	1681.6	1683.8	1671.3	1643.4
G25.0	1654.5	1662.3	1673.1	1671.6	1683.7	1695.8	1689.9	1692.6	1674.6	1646.3
G26.0	1657.3	1667.0	1679.7	1678.7	1692.9	1703.8	1702.8	1700.4	1684.2	1653.4
G27.0	1660.9	1671.1	1683.4	1693.1	1696.9	1710.0	1708.6	1707.5	1691.7	1657.7
G28.0	1663.7	1675.9	1688.7	1699.0	1702.6	1716.8	1713.2	1713.4	1696.1	1664.7
G29.0	1668.4	1680.0	1693.6	1705.1	1709.5	1719.1	1716.7	1715.2	1703.0	1668.2
G30.0	1675.3	1683.2	1693.1	1707.3	1707.3	1716.6	1716.3	1715.4	1708.1	1673.2
G31.0	1678.9	1685.4	1694.2	1703.7	1701.6	1710.8	1706.1	1711.6	1706.3	1674.7
G32.0	1684.5	1684.4	1686.6	1696.6	1692.0	1698.9	1694.1	1702.6	1703.0	1673.6
G33.0	1687.1	1680.7	1677.2	1681.9	1676.8	1683.6	1677.5	1689.0	1692.5	1665.5
G34.0	1683.3	1671.8	1662.9	1672.1	1656.9	1666.0	1660.8	1673.3	1680.1	1658.6
G35.0	1674.4	1659.8	1647.8	1650.8	1636.7	1644.1	1640.7	1654.9	1661.1	1646.9
G36.0	1663.8	1644.4	1627.3	1627.6	1613.0	1618.1	1614.5	1630.4	1640.2	1632.4

C Plane (°):0.0-360.0: 22.5  
 Test Lab:  
 Test Type: TYPE C  
 Temperature: 25.0 °C  
 Operator:

Gamma Plane (°):0.0-180.0:1.0  
 Test Device: GPM-3000  
 Distance: 14.040 m [K=1.0000]  
 Humidity:  
 Inspector:



## Candlepower Table (Continue 1)

Unit: cd

G\C	C0.0	C22.5	C45.0	C67.5	C90.0	C112.5	C135.0	C157.5	C180.0	C202.5
G37.0	1644.7	1624.5	1606.8	1602.2	1586.3	1593.4	1586.5	1601.4	1614.6	1614.9
G38.0	1626.0	1600.8	1582.5	1580.6	1560.8	1563.5	1557.1	1571.1	1589.0	1591.4
G39.0	1604.2	1574.5	1554.6	1550.5	1532.3	1534.8	1526.8	1540.2	1551.2	1562.5
G40.0	1576.9	1546.2	1526.2	1517.6	1505.0	1504.9	1501.5	1512.5	1520.1	1534.6
G41.0	1546.5	1518.1	1499.5	1492.9	1479.5	1477.4	1475.8	1482.6	1492.6	1502.9
G42.0	1511.2	1486.9	1468.0	1470.6	1459.1	1455.1	1454.0	1453.7	1464.7	1473.7
G43.0	1481.0	1460.3	1443.4	1447.4	1441.5	1434.5	1436.6	1434.6	1436.4	1444.8
G44.0	1452.9	1432.8	1427.0	1431.7	1426.9	1423.7	1424.4	1421.8	1418.7	1420.2
G45.0	1422.7	1411.8	1410.8	1420.0	1417.3	1414.5	1416.0	1409.8	1404.2	1399.6
G46.0	1397.4	1395.2	1399.5	1412.2	1411.0	1408.5	1410.2	1401.3	1394.3	1380.3
G47.0	1378.1	1384.0	1394.3	1404.9	1408.4	1407.2	1407.3	1396.2	1387.2	1369.8
G48.0	1364.8	1374.8	1391.1	1404.3	1407.1	1407.2	1405.4	1393.7	1384.6	1364.1
G49.0	1357.1	1369.9	1392.5	1404.2	1407.2	1410.5	1408.4	1393.9	1380.1	1361.4
G50.0	1349.7	1369.2	1391.3	1403.4	1408.5	1412.2	1410.9	1391.6	1379.6	1362.1
G51.0	1345.3	1369.1	1393.2	1403.5	1408.8	1413.5	1414.8	1390.9	1380.2	1359.1
G52.0	1344.9	1366.0	1396.9	1402.1	1413.9	1419.3	1417.5	1396.2	1381.7	1356.8
G53.0	1343.8	1371.3	1400.9	1410.2	1413.6	1420.9	1425.3	1398.2	1383.5	1359.7
G54.0	1347.3	1374.3	1401.4	1409.9	1413.8	1421.4	1425.8	1401.3	1383.2	1361.6
G55.0	1347.9	1369.8	1399.2	1404.1	1409.1	1418.5	1418.9	1401.4	1381.1	1355.8
G56.0	1345.8	1364.4	1394.0	1396.7	1404.0	1411.9	1410.6	1394.5	1378.7	1352.6
G57.0	1340.4	1361.8	1388.3	1388.8	1392.2	1403.0	1406.1	1383.9	1371.8	1348.4
G58.0	1336.6	1352.3	1375.8	1373.7	1383.3	1391.4	1389.8	1377.2	1367.0	1338.9
G59.0	1332.7	1345.8	1363.0	1361.4	1371.3	1380.7	1379.9	1365.0	1359.6	1330.7
G60.0	1326.8	1338.8	1355.2	1355.8	1367.1	1377.0	1374.0	1361.0	1352.4	1325.9
G61.0	1322.9	1336.6	1360.2	1360.5	1367.7	1376.4	1375.5	1366.4	1356.6	1331.4
G62.0	1318.9	1337.4	1371.1	1373.2	1366.5	1382.5	1380.9	1376.1	1367.6	1345.3
G63.0	1319.0	1346.9	1380.5	1374.7	1349.9	1380.4	1360.6	1373.6	1381.2	1366.8
G64.0	1338.4	1352.7	1376.5	1351.3	1315.9	1340.1	1325.8	1358.2	1371.1	1367.5
G65.0	1348.2	1347.7	1339.8	1303.9	1277.9	1295.6	1297.2	1311.5	1347.2	1346.2
G66.0	1331.1	1313.0	1284.8	1239.6	1240.6	1258.2	1241.3	1235.2	1293.5	1280.9
G67.0	1286.9	1233.1	1200.0	1178.5	1199.9	1192.9	1179.4	1167.1	1201.5	1191.6
G68.0	1209.6	1152.2	1135.2	1129.4	1170.4	1141.0	1151.3	1132.4	1141.3	1122.6
G69.0	1125.5	1111.2	1113.6	1133.9	1149.1	1131.8	1138.3	1134.7	1131.7	1106.1
G70.0	1087.1	1098.7	1116.3	1126.2	1114.9	1115.4	1094.5	1127.1	1116.5	1107.8
G71.0	1076.7	1090.5	1084.3	1082.1	1061.4	1062.2	1036.1	1078.3	1071.7	1084.6
G72.0	1050.2	1044.8	1024.3	1012.6	984.2	992.9	975.1	1005.6	1002.4	1021.6
G73.0	994.5	973.2	947.4	936.3	908.9	909.7	901.8	920.3	931.3	944.2

C Plane (°):0.0-360.0: 22.5  
 Test Lab:  
 Test Type: TYPE C  
 Temperature: 25.0 °C  
 Operator:

Gamma Plane (°):0.0-180.0:1.0  
 Test Device: GPM-3000  
 Distance: 14.040 m [K=1.0000]  
 Humidity:  
 Inspector:



## Candlepower Table (Continue 2)

Unit: cd

G\C	C0.0	C22.5	C45.0	C67.5	C90.0	C112.5	C135.0	C157.5	C180.0	C202.5
G74.0	914.5	899.8	872.1	854.4	826.6	827.5	825.5	838.9	856.5	867.8
G75.0	840.2	816.0	793.1	779.8	763.3	761.5	755.5	766.9	783.1	796.0
G76.0	765.6	745.5	729.9	720.5	706.7	702.7	694.0	710.0	721.4	735.8
G77.0	701.2	694.4	668.0	654.1	640.9	631.2	628.5	647.5	656.5	676.5
G78.0	649.6	635.8	603.9	589.4	573.2	569.1	559.7	573.0	590.3	605.5
G79.0	588.3	572.7	544.5	534.3	517.5	510.3	504.6	522.1	530.5	542.5
G80.0	525.7	511.2	484.4	478.6	461.9	453.6	448.4	466.1	469.6	489.1
G81.0	470.2	457.0	427.2	415.4	407.6	397.4	394.1	406.2	415.2	426.4
G82.0	411.2	399.2	374.3	363.9	358.5	348.2	347.6	353.8	360.2	370.6
G83.0	361.3	346.0	322.6	320.2	312.7	300.2	298.8	308.8	312.3	318.4
G84.0	310.9	298.2	278.1	277.3	269.4	261.3	260.1	266.6	266.1	276.6
G85.0	268.9	256.6	243.3	238.5	235.6	227.9	226.2	229.4	229.6	238.2
G86.0	233.5	221.4	210.1	206.7	200.9	197.0	195.5	196.4	198.8	204.0
G87.0	201.4	188.9	180.7	178.6	171.8	168.7	167.5	168.5	170.2	174.9
G88.0	173.9	160.2	151.8	153.1	146.5	145.8	141.2	140.2	142.3	149.6
G89.0	149.2	137.2	129.7	130.8	124.3	123.8	119.4	120.4	119.6	126.4
G90.0	126.2	119.3	112.7	112.3	108.8	107.6	103.7	102.6	101.1	106.3
G91.0	111.0	105.2	100.0	101.2	97.7	98.0	92.3	90.6	89.9	93.6
G92.0	97.6	93.7	89.2	91.0	87.6	88.1	83.2	81.2	80.5	83.8
G93.0	85.9	83.4	79.5	80.4	77.0	77.7	73.7	71.8	70.0	72.9
G94.0	75.9	74.2	70.4	72.1	68.1	69.2	65.6	63.4	62.5	63.8
G95.0	67.4	67.2	65.3	66.4	63.2	64.3	61.0	58.3	57.3	58.2
G96.0	61.9	61.8	61.2	61.9	60.1	61.1	58.3	55.9	54.7	54.3
G97.0	58.3	59.3	59.0	59.8	58.8	59.3	57.2	54.7	53.3	53.4
G98.0	57.0	57.9	57.7	58.8	57.2	58.0	56.2	53.8	52.8	52.2
G99.0	56.3	57.0	57.4	58.2	56.9	57.9	56.2	54.0	53.9	52.8
G100.0	57.1	57.2	58.0	58.6	56.9	57.7	56.5	54.5	54.7	53.7
G101.0	57.6	57.4	58.1	59.3	57.6	57.8	56.6	55.2	55.2	54.9
G102.0	58.6	57.8	58.6	59.2	57.4	57.8	57.0	55.6	55.5	56.1
G103.0	58.9	58.9	59.3	59.5	58.4	57.7	57.7	56.2	56.7	57.2
G104.0	59.4	59.8	60.0	59.3	59.2	57.2	58.6	57.2	57.5	58.2
G105.0	60.7	60.6	61.0	59.7	60.0	57.0	59.6	58.2	58.7	59.5
G106.0	61.7	61.1	61.9	59.7	61.1	57.4	60.7	59.2	59.6	59.7
G107.0	62.6	62.8	62.6	61.0	61.5	58.3	61.5	59.9	60.2	60.8
G108.0	63.3	63.8	63.3	61.4	61.7	59.2	62.1	61.6	61.1	61.7
G109.0	64.5	64.5	64.6	62.2	62.8	60.0	63.1	62.4	61.9	62.0
G110.0	65.6	65.6	64.9	62.7	63.0	61.1	63.7	63.3	61.9	61.1

C Plane (°):0.0-360.0: 22.5  
 Test Lab:  
 Test Type: TYPE C  
 Temperature: 25.0 'C  
 Operator:

Gamma Plane (°):0.0-180.0:1.0  
 Test Device: GPM-3000  
 Distance: 14.040 m [K=1.0000]  
 Humidity:  
 Inspector:



## Candlepower Table (Continue 3)

Unit: cd

G\C	C0.0	C22.5	C45.0	C67.5	C90.0	C112.5	C135.0	C157.5	C180.0	C202.5
G111.0	66.0	65.9	65.4	63.3	63.2	61.1	64.2	63.3	61.8	61.2
G112.0	66.3	66.4	66.5	63.4	63.2	61.2	64.5	63.6	62.2	61.0
G113.0	66.0	66.2	66.2	62.7	62.4	60.3	64.0	63.2	62.1	60.3
G114.0	66.1	66.0	65.0	61.7	55.7	59.1	62.4	62.7	61.5	59.2
G115.0	65.0	64.4	63.7	59.7	53.5	57.5	61.1	61.5	60.2	57.5
G116.0	63.9	63.1	62.1	58.9	52.3	55.9	59.9	59.1	59.2	56.1
G117.0	62.3	61.2	60.8	57.3	50.7	55.0	58.4	56.4	58.3	56.1
G118.0	60.7	57.9	59.7	55.7	49.0	53.7	57.4	54.6	57.7	55.8
G119.0	58.5	54.1	58.7	54.7	47.2	53.3	56.6	52.9	56.7	56.1
G120.0	55.2	50.4	57.5	52.9	45.0	51.5	55.1	50.9	55.6	55.6
G121.0	53.8	47.6	55.7	51.3	43.2	50.1	53.1	49.3	54.1	54.7
G122.0	51.6	44.7	53.7	49.3	39.8	48.7	51.4	47.8	52.2	53.1
G123.0	49.5	42.0	51.6	46.9	37.5	47.1	48.8	45.7	50.0	51.5
G124.0	47.5	40.0	49.1	44.6	35.1	44.8	46.7	44.0	48.5	49.6
G125.0	45.3	37.0	46.1	41.8	32.7	42.3	44.7	42.0	46.7	47.7
G126.0	42.7	34.5	43.7	39.0	30.5	40.0	42.0	40.3	44.3	46.1
G127.0	40.8	33.0	40.1	35.4	28.0	37.4	39.7	38.9	42.4	43.5
G128.0	37.9	31.5	37.0	32.5	26.5	35.0	36.9	36.6	40.9	42.2
G129.0	35.4	30.4	34.3	29.1	24.1	32.6	34.1	34.8	38.3	40.3
G130.0	32.7	29.5	31.5	25.8	22.7	30.5	31.1	33.8	36.2	38.6
G131.0	31.1	28.5	27.9	23.8	21.0	28.4	28.3	32.0	34.3	37.0
G132.0	28.6	27.9	25.2	21.5	20.2	27.2	26.5	30.6	29.3	35.1
G133.0	26.4	26.5	22.8	19.4	18.6	25.0	24.0	29.4	27.4	33.5
G134.0	24.7	24.9	20.0	17.8	17.3	22.6	22.3	28.4	25.2	32.1
G135.0	23.4	24.2	18.4	16.3	15.9	20.7	21.7	27.6	24.1	30.3
G136.0	22.5	23.3	16.3	14.4	14.5	18.2	20.3	26.4	23.3	29.5
G137.0	21.4	21.8	15.2	12.0	13.0	16.0	19.4	25.2	22.3	27.7
G138.0	20.3	20.6	14.3	10.1	11.5	13.5	18.2	24.0	21.7	26.2
G139.0	18.4	19.1	13.4	8.5	9.6	11.5	17.4	22.7	20.2	25.1
G140.0	17.9	18.1	12.0	7.7	9.0	10.4	16.3	21.4	19.4	23.5
G141.0	16.6	16.9	11.1	7.1	8.4	9.5	15.9	20.3	18.1	22.4
G142.0	15.6	16.0	9.8	7.4	7.7	9.3	14.8	19.4	17.4	21.1
G143.0	14.2	14.9	8.8	7.4	7.8	8.3	14.1	18.2	16.4	19.7
G144.0	12.8	13.8	9.0	7.0	7.5	8.8	13.7	17.2	15.9	18.8
G145.0	12.1	12.8	8.2	7.3	7.3	8.3	12.2	16.1	14.9	17.8
G146.0	10.7	11.9	7.9	6.9	7.3	8.3	11.9	15.2	14.3	16.3
G147.0	9.6	10.4	6.6	6.3	7.5	7.6	11.2	13.4	13.3	15.7

C Plane (°):0.0-360.0: 22.5  
 Test Lab:  
 Test Type: TYPE C  
 Temperature: 25.0 'C  
 Operator:

Gamma Plane (°):0.0-180.0:1.0  
 Test Device: GPM-3000  
 Distance: 14.040 m [K=1.0000]  
 Humidity:  
 Inspector:



## Candlepower Table (Continue 4)

Unit: cd

G\C	C0.0	C22.5	C45.0	C67.5	C90.0	C112.5	C135.0	C157.5	C180.0	C202.5
G148.0	8.3	9.6	6.9	7.4	7.5	7.9	10.5	12.7	12.5	14.6
G149.0	8.2	7.9	7.1	6.9	7.2	7.3	9.1	11.3	11.5	13.8
G150.0	7.3	7.1	7.0	7.1	7.0	7.2	9.2	10.7	10.2	12.5
G151.0	7.2	7.3	6.3	7.0	6.8	7.7	8.5	10.3	10.0	11.9
G152.0	6.8	6.9	6.8	6.9	6.7	7.0	8.4	9.7	8.4	10.9
G153.0	6.9	7.1	6.8	6.6	6.9	7.5	8.2	8.5	7.9	9.9
G154.0	6.6	6.4	6.7	7.1	6.5	6.7	7.5	8.3	8.4	9.1
G155.0	6.6	6.6	6.4	6.8	6.3	6.6	7.3	7.7	7.6	8.8
G156.0	5.8	6.6	6.2	6.5	6.7	6.4	5.2	7.2	7.5	8.2
G157.0	5.8	6.3	6.2	6.6	6.5	6.1	6.4	7.0	6.4	7.5
G158.0	5.9	6.0	6.5	6.7	6.2	6.4	5.9	6.0	6.5	7.3
G159.0	5.9	6.4	6.4	6.2	5.8	6.8	5.4	6.5	6.0	7.3
G160.0	5.6	5.8	6.3	6.3	5.1	6.0	5.7	6.2	5.9	6.6
G161.0	5.8	5.8	6.0	5.9	5.4	6.0	5.5	5.9	5.6	6.4
G162.0	5.6	5.9	6.2	6.2	5.5	6.3	5.7	5.3	5.0	6.0
G163.0	5.5	6.0	5.1	6.5	5.6	6.3	5.4	5.0	5.0	5.6
G164.0	5.1	5.6	5.3	6.3	5.6	5.6	5.5	4.9	4.9	5.7
G165.0	4.6	5.7	5.7	5.7	5.4	5.2	5.1	4.7	5.1	5.0
G166.0	5.0	5.7	5.9	6.3	5.1	5.9	4.9	5.3	3.9	5.6
G167.0	5.0	5.5	5.8	5.7	5.0	5.1	5.1	4.7	5.1	5.3
G168.0	5.4	5.9	5.6	6.1	4.9	5.9	5.4	5.4	5.3	5.2
G169.0	5.2	4.9	5.5	5.9	5.4	5.8	5.7	4.7	5.2	5.5
G170.0	5.3	5.6	5.7	6.0	4.7	5.2	5.1	5.5	5.6	5.6
G171.0	4.7	6.0	5.8	5.8	5.0	5.3	5.0	5.3	5.3	5.4
G172.0	5.2	5.2	5.7	5.7	4.9	5.6	5.4	4.9	4.7	5.5
G173.0	4.9	5.5	4.6	4.4	4.9	5.4	4.6	5.5	4.6	5.1
G174.0	4.9	6.1	4.2	5.0	5.0	5.4	5.0	5.0	4.3	5.2
G175.0	5.1	5.6	5.2	5.2	4.9	5.7	4.7	5.1	4.7	4.7
G176.0	4.7	5.5	5.0	5.0	4.8	5.2	4.9	4.9	4.8	4.9
G177.0	4.0	4.5	5.4	5.3	4.8	4.7	4.5	4.6	3.9	4.7
G178.0	4.3	4.8	4.5	5.4	4.2	4.9	5.1	4.6	4.9	5.1
G179.0	4.5	5.3	4.8	5.1	4.9	5.5	4.7	3.4	4.6	4.3
G180.0	4.8	4.9	4.5	5.2	4.0	5.2	4.9	4.3	4.7	4.3

C Plane (°):0.0-360.0: 22.5  
 Test Lab:  
 Test Type: TYPE C  
 Temperature: 25.0 'C  
 Operator:

Gamma Plane (°):0.0-180.0:1.0  
 Test Device: GPM-3000  
 Distance: 14.040 m [K=1.0000]  
 Humidity:  
 Inspector:





## Candlepower Table (Continue 5)

Unit: cd

G\C	C225.0	C247.5	C270.0	C292.5	C315.0	C337.5	C360.0			
G0.0	1431.4	1431.4	1431.4	1431.4	1431.4	1431.4	1431.4			
G1.0	1425.9	1425.4	1427.7	1430.5	1427.9	1426.3	1430.0			
G2.0	1426.1	1423.7	1419.9	1418.4	1418.8	1421.1	1423.6			
G3.0	1423.6	1419.2	1418.8	1416.6	1417.2	1424.2	1422.3			
G4.0	1414.8	1412.4	1412.8	1412.7	1410.8	1418.1	1421.8			
G5.0	1409.7	1405.8	1404.6	1406.1	1405.7	1412.1	1414.4			
G6.0	1407.4	1402.0	1402.4	1404.3	1401.5	1406.0	1407.7			
G7.0	1404.0	1399.5	1395.9	1400.4	1398.0	1397.9	1401.0			
G8.0	1400.6	1395.4	1392.6	1397.1	1397.9	1395.1	1398.0			
G9.0	1399.2	1392.8	1390.2	1395.8	1394.2	1393.4	1397.5			
G10.0	1397.1	1391.2	1388.3	1393.3	1393.4	1391.2	1396.0			
G11.0	1400.7	1391.6	1387.7	1389.9	1393.6	1394.6	1396.9			
G12.0	1409.3	1397.5	1391.7	1391.5	1394.8	1397.9	1402.9			
G13.0	1417.3	1402.8	1396.9	1398.6	1400.0	1405.9	1413.8			
G14.0	1429.9	1413.0	1404.1	1404.1	1412.5	1422.3	1426.4			
G15.0	1444.1	1424.1	1414.7	1415.6	1425.7	1435.3	1439.7			
G16.0	1463.2	1438.1	1427.5	1426.5	1437.9	1451.3	1455.7			
G17.0	1481.6	1454.6	1441.0	1445.1	1454.3	1470.4	1481.7			
G18.0	1502.3	1472.5	1457.7	1463.7	1474.3	1492.4	1503.6			
G19.0	1523.5	1492.6	1477.2	1484.2	1495.8	1511.8	1527.1			
G20.0	1546.6	1512.9	1497.8	1504.6	1516.8	1537.9	1550.2			
G21.0	1573.3	1535.5	1518.9	1526.5	1539.5	1563.5	1575.4			
G22.0	1597.0	1561.3	1539.5	1549.3	1565.2	1589.2	1607.9			
G23.0	1613.9	1584.8	1570.2	1579.4	1593.5	1614.8	1633.7			
G24.0	1625.8	1604.6	1590.2	1600.3	1616.2	1634.1	1648.6			
G25.0	1629.5	1614.0	1603.5	1608.5	1627.5	1643.6	1654.5			
G26.0	1637.0	1619.2	1608.6	1611.9	1631.6	1646.1	1657.3			
G27.0	1642.1	1624.8	1608.8	1616.5	1632.7	1648.8	1660.9			
G28.0	1648.2	1627.0	1614.0	1621.2	1635.7	1650.4	1663.7			
G29.0	1654.2	1634.1	1620.2	1629.9	1640.1	1657.3	1668.4			
G30.0	1659.7	1639.6	1625.5	1632.9	1644.3	1661.6	1675.3			
G31.0	1664.1	1643.6	1631.4	1638.2	1647.0	1670.0	1678.9			
G32.0	1665.1	1646.4	1637.7	1645.6	1650.7	1669.6	1684.5			
G33.0	1665.0	1647.1	1639.8	1647.7	1650.8	1668.7	1687.1			
G34.0	1661.3	1648.7	1639.2	1646.1	1648.8	1663.0	1683.3			
G35.0	1652.6	1642.3	1634.4	1643.2	1641.7	1656.2	1674.4			
G36.0	1637.3	1631.3	1627.0	1634.4	1631.6	1640.4	1663.8			

C Plane (°):0.0-360.0: 22.5  
 Test Lab:  
 Test Type: TYPE C  
 Temperature: 25.0 'C  
 Operator:

Gamma Plane (°):0.0-180.0:1.0  
 Test Device: GPM-3000  
 Distance: 14.040 m [K=1.0000]  
 Humidity:  
 Inspector:



## Candlepower Table (Continue 6)

Unit: cd

G\C	C225.0	C247.5	C270.0	C292.5	C315.0	C337.5	C360.0			
G37.0	1618.4	1617.1	1613.7	1617.7	1616.2	1624.6	1644.7			
G38.0	1596.8	1596.9	1598.3	1601.3	1603.2	1608.1	1626.0			
G39.0	1572.3	1578.3	1578.5	1580.7	1581.8	1586.6	1604.2			
G40.0	1545.6	1552.0	1557.7	1558.9	1558.1	1564.2	1576.9			
G41.0	1514.8	1524.0	1531.0	1533.9	1532.3	1538.8	1546.5			
G42.0	1483.6	1492.5	1503.1	1507.1	1504.2	1511.1	1511.2			
G43.0	1452.1	1462.9	1469.4	1475.8	1475.1	1482.8	1481.0			
G44.0	1423.5	1427.7	1439.2	1446.1	1446.3	1455.0	1452.9			
G45.0	1397.8	1398.0	1411.0	1415.6	1413.5	1425.8	1422.7			
G46.0	1372.7	1374.4	1386.1	1388.0	1389.2	1403.3	1397.4			
G47.0	1358.6	1353.5	1363.6	1362.9	1367.8	1386.2	1378.1			
G48.0	1347.1	1337.2	1345.8	1342.4	1349.5	1371.2	1364.8			
G49.0	1338.0	1327.8	1331.4	1328.6	1335.9	1359.5	1357.1			
G50.0	1336.3	1317.9	1319.9	1317.3	1329.6	1350.4	1349.7			
G51.0	1333.3	1311.9	1309.5	1309.7	1321.8	1343.1	1345.3			
G52.0	1331.5	1307.3	1301.7	1307.8	1320.9	1339.4	1344.9			
G53.0	1330.7	1302.5	1291.3	1303.8	1316.9	1336.8	1343.8			
G54.0	1331.2	1302.4	1287.9	1301.0	1317.9	1337.5	1347.3			
G55.0	1329.4	1301.5	1285.3	1300.3	1315.5	1339.6	1347.9			
G56.0	1328.4	1300.5	1278.6	1299.7	1314.3	1338.8	1345.8			
G57.0	1322.9	1296.2	1270.8	1296.6	1310.4	1331.7	1340.4			
G58.0	1316.6	1289.4	1263.6	1289.9	1305.0	1324.9	1336.6			
G59.0	1312.8	1282.1	1256.6	1283.2	1299.7	1314.2	1332.7			
G60.0	1305.2	1275.0	1246.9	1273.6	1291.3	1306.3	1326.8			
G61.0	1304.1	1268.3	1237.1	1262.9	1284.0	1301.4	1322.9			
G62.0	1315.4	1274.3	1232.2	1258.7	1280.6	1306.1	1318.9			
G63.0	1336.1	1287.8	1237.0	1263.1	1298.0	1316.6	1319.0			
G64.0	1342.6	1301.0	1247.3	1278.8	1320.4	1327.0	1338.4			
G65.0	1317.8	1284.1	1252.6	1300.6	1336.0	1315.9	1348.2			
G66.0	1279.8	1245.9	1243.4	1284.7	1306.8	1280.4	1331.1			
G67.0	1204.8	1189.5	1203.3	1229.7	1255.6	1240.1	1286.9			
G68.0	1127.0	1116.4	1139.4	1160.3	1149.7	1174.0	1209.6			
G69.0	1093.9	1057.2	1084.7	1079.2	1077.8	1122.2	1125.5			
G70.0	1092.5	1056.4	1052.8	1038.5	1045.8	1103.5	1087.1			
G71.0	1071.3	1053.9	1049.4	1035.1	1049.4	1085.0	1076.7			
G72.0	1016.5	1013.4	1039.6	1021.4	1027.0	1031.1	1050.2			
G73.0	945.4	952.4	988.5	976.5	967.3	965.0	994.5			

C Plane (°):0.0-360.0: 22.5  
 Test Lab:  
 Test Type: TYPE C  
 Temperature: 25.0 'C  
 Operator:

Gamma Plane (°):0.0-180.0:1.0  
 Test Device: GPM-3000  
 Distance: 14.040 m [K=1.0000]  
 Humidity:  
 Inspector:



## Candlepower Table (Continue 7)

Unit: cd

G\C	C225.0	C247.5	C270.0	C292.5	C315.0	C337.5	C360.0			
G74.0	872.1	885.5	906.7	907.2	896.7	894.0	914.5			
G75.0	797.0	804.3	833.4	840.8	820.2	819.4	840.2			
G76.0	734.5	746.7	764.5	767.5	750.6	754.0	765.6			
G77.0	674.8	696.3	708.8	712.5	697.2	697.1	701.2			
G78.0	603.2	636.7	652.8	659.7	639.9	638.6	649.6			
G79.0	542.4	573.4	589.3	600.1	574.0	575.8	588.3			
G80.0	487.3	509.5	527.0	537.8	511.4	508.3	525.7			
G81.0	426.1	456.2	471.6	482.5	455.0	457.4	470.2			
G82.0	372.0	402.1	419.3	423.2	405.8	405.3	411.2			
G83.0	318.7	344.0	366.1	368.7	345.4	348.8	361.3			
G84.0	275.4	292.7	310.1	311.8	297.3	300.1	310.9			
G85.0	239.9	254.6	264.4	269.7	257.5	260.9	268.9			
G86.0	205.4	219.2	228.0	230.8	221.5	227.4	233.5			
G87.0	177.5	189.2	193.2	195.9	192.2	196.4	201.4			
G88.0	153.2	158.5	165.1	167.0	167.2	165.5	173.9			
G89.0	129.8	135.0	140.8	142.2	142.9	144.3	149.2			
G90.0	109.9	112.5	117.8	120.1	120.7	120.7	126.2			
G91.0	95.9	97.7	102.6	104.1	106.1	105.5	111.0			
G92.0	85.7	86.3	90.8	92.0	94.0	93.7	97.6			
G93.0	75.7	75.7	79.9	82.3	83.7	82.8	85.9			
G94.0	66.1	67.2	70.0	72.6	73.3	73.7	75.9			
G95.0	59.6	60.8	62.1	65.2	65.6	65.9	67.4			
G96.0	55.4	56.3	56.9	60.5	61.0	60.7	61.9			
G97.0	53.5	55.1	54.7	57.8	58.2	57.3	58.3			
G98.0	52.7	54.5	54.3	56.8	56.5	56.7	57.0			
G99.0	53.5	55.3	54.9	57.0	56.4	57.0	56.3			
G100.0	54.2	56.5	55.7	57.6	57.0	57.5	57.1			
G101.0	56.0	57.9	56.9	58.4	58.0	58.4	57.6			
G102.0	57.2	59.0	58.0	59.6	59.0	59.6	58.6			
G103.0	58.2	59.7	59.2	60.4	59.7	60.1	58.9			
G104.0	59.3	60.3	60.0	61.2	60.7	61.7	59.4			
G105.0	60.3	61.4	60.9	62.0	62.0	62.4	60.7			
G106.0	61.4	61.9	61.7	62.8	62.3	63.1	61.7			
G107.0	62.6	62.8	62.9	63.9	63.2	63.8	62.6			
G108.0	62.8	63.2	63.4	64.9	64.6	64.6	63.3			
G109.0	63.2	63.5	63.5	64.5	64.7	65.1	64.5			
G110.0	63.1	63.5	63.3	64.9	65.1	65.0	65.6			

C Plane (°):0.0-360.0: 22.5  
 Test Lab:  
 Test Type: TYPE C  
 Temperature: 25.0 'C  
 Operator:

Gamma Plane (°):0.0-180.0:1.0  
 Test Device: GPM-3000  
 Distance: 14.040 m [K=1.0000]  
 Humidity:  
 Inspector:



## Candlepower Table (Continue 8)

Unit: cd

G\C	C225.0	C247.5	C270.0	C292.5	C315.0	C337.5	C360.0			
G111.0	63.2	63.6	63.5	64.5	64.9	64.7	66.0			
G112.0	62.9	63.7	63.3	64.4	64.9	64.0	66.3			
G113.0	62.3	63.1	62.1	63.9	64.4	63.6	66.0			
G114.0	61.5	62.5	54.4	63.4	63.8	62.9	66.1			
G115.0	60.6	61.4	50.6	62.2	62.8	61.1	65.0			
G116.0	58.7	59.8	48.0	61.1	61.3	60.1	63.9			
G117.0	58.0	57.4	45.2	59.9	60.0	58.9	62.3			
G118.0	55.4	55.9	43.4	59.1	58.4	57.2	60.7			
G119.0	52.3	53.8	42.3	57.7	56.6	56.5	58.5			
G120.0	48.8	50.9	40.1	56.1	54.4	55.8	55.2			
G121.0	43.8	48.3	37.9	53.6	50.9	55.4	53.8			
G122.0	40.0	44.8	35.3	50.0	46.1	54.2	51.6			
G123.0	37.4	41.2	32.8	45.9	42.0	52.7	49.5			
G124.0	35.4	38.0	30.1	41.4	38.2	50.6	47.5			
G125.0	34.3	33.6	27.2	35.8	36.1	47.9	45.3			
G126.0	33.3	29.1	23.6	29.1	33.7	45.8	42.7			
G127.0	32.4	24.8	20.4	23.7	33.0	43.5	40.8			
G128.0	32.2	21.8	18.0	19.3	32.0	41.7	37.9			
G129.0	30.9	20.2	16.6	16.2	31.0	39.6	35.4			
G130.0	30.4	18.9	15.8	14.3	30.2	37.4	32.7			
G131.0	29.9	18.3	15.9	14.0	29.4	35.7	31.1			
G132.0	29.4	17.4	16.4	13.5	28.4	33.9	28.6			
G133.0	29.1	17.3	17.5	13.4	27.7	32.4	26.4			
G134.0	29.1	16.7	17.4	13.3	27.0	30.8	24.7			
G135.0	28.0	16.4	17.2	13.2	25.9	29.0	23.4			
G136.0	27.0	16.8	16.8	13.2	24.7	28.2	22.5			
G137.0	25.9	16.3	16.5	13.6	23.7	26.5	21.4			
G138.0	24.5	15.5	16.1	13.5	22.3	24.7	20.3			
G139.0	23.2	15.5	15.0	13.3	20.2	23.1	18.4			
G140.0	21.6	14.8	14.8	13.0	18.5	21.0	17.9			
G141.0	20.5	14.2	13.9	13.0	17.4	19.4	16.6			
G142.0	19.7	13.9	12.8	12.4	15.9	18.7	15.6			
G143.0	18.7	13.1	12.7	12.2	14.2	16.7	14.2			
G144.0	17.7	12.5	12.4	11.8	13.2	15.5	12.8			
G145.0	16.5	12.2	11.8	11.4	12.3	14.1	12.1			
G146.0	15.4	11.6	11.3	11.1	11.6	12.9	10.7			
G147.0	14.8	10.9	10.9	10.7	10.7	11.5	9.6			

C Plane (°):0.0-360.0: 22.5  
 Test Lab:  
 Test Type: TYPE C  
 Temperature: 25.0 'C  
 Operator:

Gamma Plane (°):0.0-180.0:1.0  
 Test Device: GPM-3000  
 Distance: 14.040 m [K=1.0000]  
 Humidity:  
 Inspector:



## Candlepower Table (Continue 9)

Unit: cd

G\C	C225.0	C247.5	C270.0	C292.5	C315.0	C337.5	C360.0			
G148.0	13.7	11.0	10.3	10.3	10.5	10.2	8.3			
G149.0	12.6	10.4	10.4	10.2	9.9	9.4	8.2			
G150.0	12.2	10.4	9.1	9.5	9.9	8.9	7.3			
G151.0	11.4	9.1	8.5	9.3	9.0	8.7	7.2			
G152.0	10.5	9.1	8.7	9.1	8.8	8.2	6.8			
G153.0	9.9	8.5	7.9	8.6	8.7	7.4	6.9			
G154.0	9.2	8.7	8.1	7.5	8.3	7.7	6.6			
G155.0	8.1	8.3	7.5	7.9	7.7	7.5	6.6			
G156.0	7.9	7.6	7.1	7.8	7.4	6.9	5.8			
G157.0	7.4	7.2	7.0	7.3	7.7	7.5	5.8			
G158.0	7.3	7.5	6.9	6.5	7.7	6.8	5.9			
G159.0	7.3	7.6	6.5	6.4	7.5	6.9	5.9			
G160.0	7.2	7.4	6.5	6.4	6.5	6.9	5.6			
G161.0	6.5	6.4	6.5	6.8	6.9	6.4	5.8			
G162.0	6.5	6.9	6.4	6.6	6.5	6.2	5.6			
G163.0	6.4	6.6	6.2	6.7	6.3	6.7	5.5			
G164.0	6.2	6.8	5.8	6.7	6.0	5.4	5.1			
G165.0	5.5	6.4	5.5	6.6	6.0	5.7	4.6			
G166.0	5.6	6.8	5.1	6.0	6.2	6.2	5.0			
G167.0	5.9	6.5	5.6	6.0	5.1	5.8	5.0			
G168.0	5.9	6.6	4.9	6.2	5.8	5.4	5.4			
G169.0	6.2	6.3	5.2	6.3	5.6	5.3	5.2			
G170.0	6.1	6.1	5.4	6.0	6.1	6.1	5.3			
G171.0	5.4	5.8	5.3	5.3	4.9	5.6	4.7			
G172.0	5.6	5.5	4.7	5.6	5.4	5.8	5.2			
G173.0	5.0	5.7	5.0	5.6	5.2	6.2	4.9			
G174.0	5.7	5.9	5.3	5.5	5.0	4.9	4.9			
G175.0	5.3	5.8	4.5	5.1	4.2	5.5	5.1			
G176.0	5.0	5.3	4.7	4.8	4.3	5.3	4.7			
G177.0	5.1	5.5	4.8	4.7	4.8	5.4	4.0			
G178.0	5.2	5.8	3.5	5.1	5.0	5.0	4.3			
G179.0	4.7	5.5	5.1	4.6	3.6	5.3	4.5			
G180.0	5.4	5.0	4.7	5.2	3.8	4.7	4.8			

C Plane (°):0.0-360.0: 22.5  
 Test Lab:  
 Test Type: TYPE C  
 Temperature: 25.0 'C  
 Operator:

Gamma Plane (°):0.0-180.0:1.0  
 Test Device: GPM-3000  
 Distance: 14.040 m [K=1.0000]  
 Humidity:  
 Inspector: