



Report No.:

Test Time: 2019-6-6 16:40

Luminaire Property

Luminaire Manufacturer: ASD Lighting corp

Voltage: 120.0 V

Power: 53.09 W

Model: ASD-LRLB-55DCC-BZ-PRM

Current: 0.4482 A

Power Factor: 0.987

Photometric Results

IES Classification: Type IV

Total Rated Lamp Lumens: 7546.2 lm

Efficiency: 100%

Upward Ratio: 4%

Central Intensity: 1478.48 cd

Pos of Max. Intensity: H112.5 V28

Longitudinal Classification: Very Short


Measurement Flux: 7546.2 lm

Downward Ratio: 96%

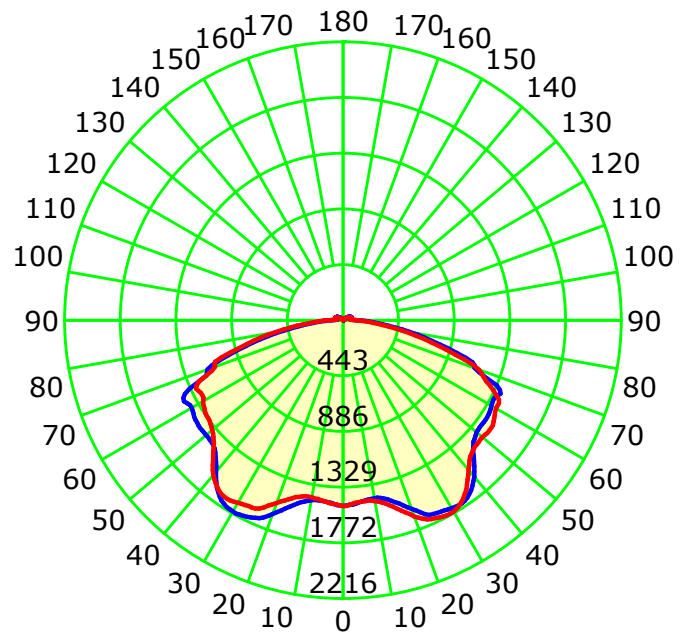
Luminaire Efficacy Rating (LER): 142.14

Max. Intensity: 1772.91 cd

Picture Of Luminaire



Luminous Intensity Distribution Curve



Unit: cd

Average Diffuse Angle(50%): 148.6°

— C0-C180 — C90-C270

C Plane (°):0.0-360.0: 22.5

Test Lab:

Test Type: TYPE C

Temperature: 25.1 'C

Operator:

Gamma Plane (°):0.0-180.0:1.0

Test Device: GPM-3000

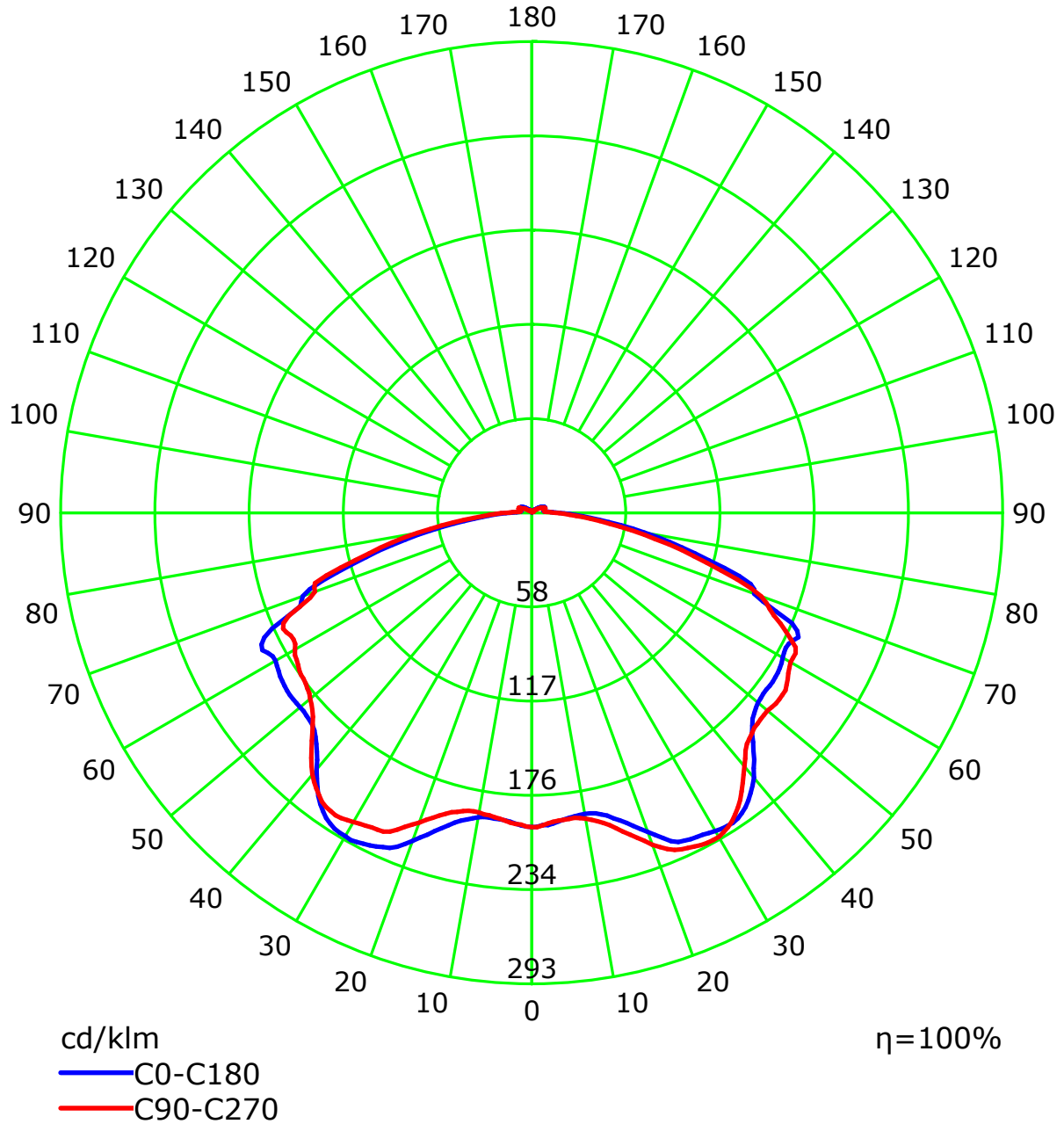
Distance: 14.040 m [K=1.0000]

Humidity:

Inspector:



Luminous Intensity Distribution Curve(cd/klm)

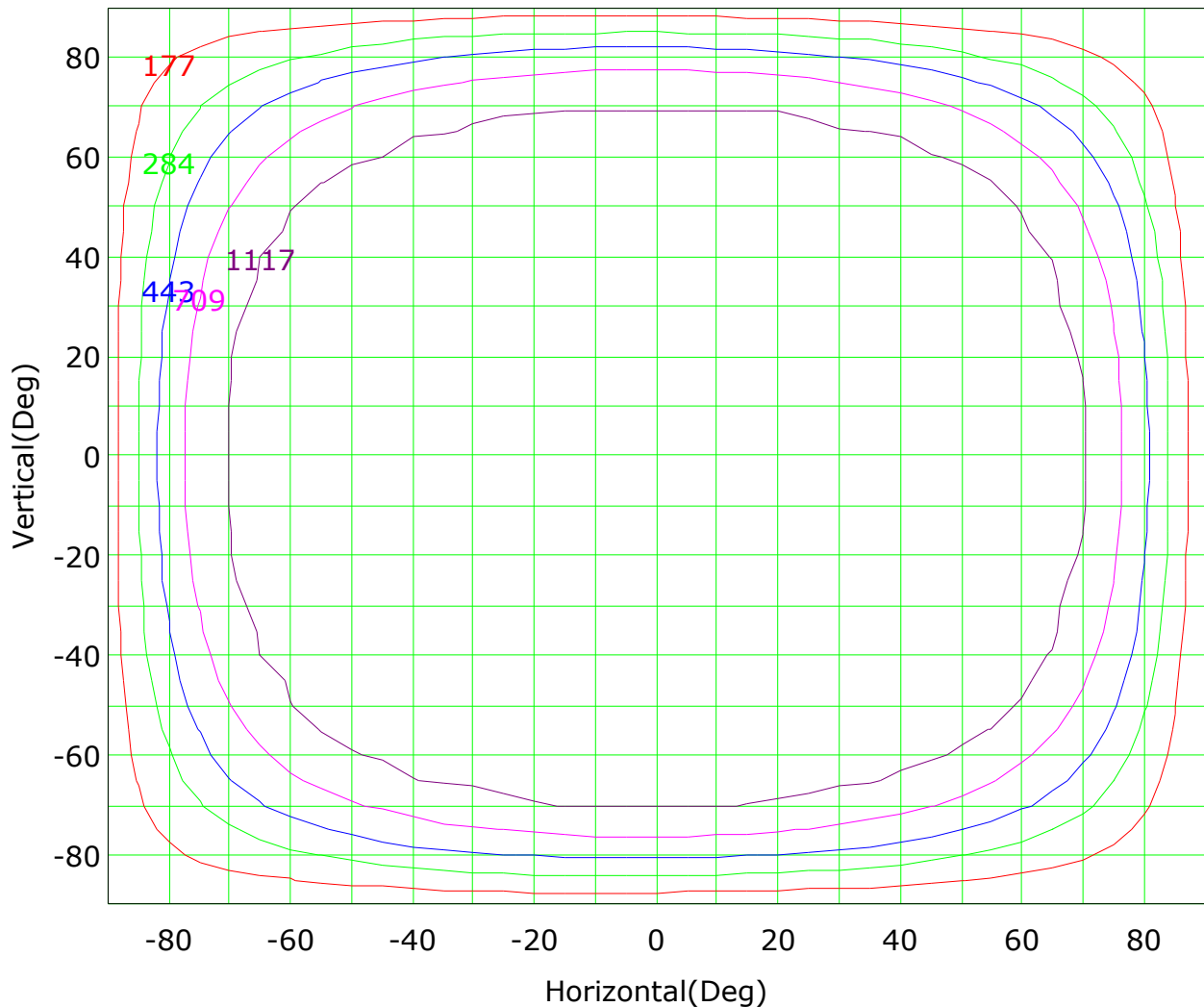


C Plane (°):0.0-360.0: 22.5
Test Lab:
Test Type: TYPE C
Temperature: 25.1 'C
Operator:

Gamma Plane (°):0.0-180.0:1.0
Test Device: GPM-3000
Distance: 14.040 m [K=1.0000]
Humidity:
Inspector:



Isocandela (rectangle)



Imax (100%): 1773 cd

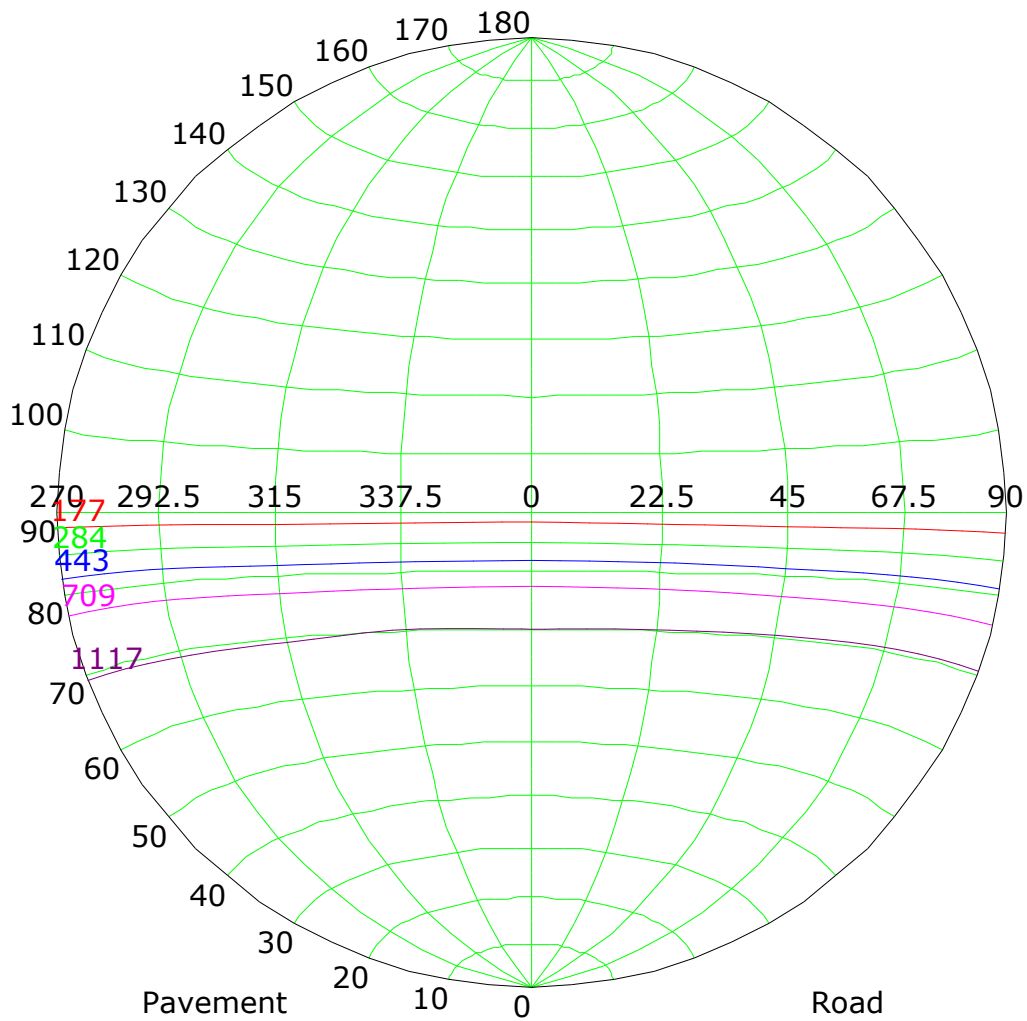
- | | |
|-----------------|-----------------|
| (10%): 177 cd | (16%): 284 cd |
| (25%): 443 cd | (40%): 709 cd |
| (63%): 1117 cd | (100%): 1773 cd |

C Plane (°):0.0-360.0: 22.5
Test Lab:
Test Type: TYPE C
Temperature: 25.1 'C
Operator:

Gamma Plane (°):0.0-180.0:1.0
Test Device: GPM-3000
Distance: 14.040 m [K=1.0000]
Humidity:
Inspector:



Isocandela (sphere)



Imax (100%): 1773 cd

— (10%): 177 cd	— (16%): 284 cd
— (25%): 443 cd	— (40%): 709 cd
— (63%): 1117 cd	— (100%): 1773 cd

C Plane (°):0.0-360.0: 22.5

Test Lab:

Test Type: TYPE C

Temperature: 25.1 'C

Operator:

Gamma Plane (°):0.0-180.0:1.0

Test Device: GPM-3000

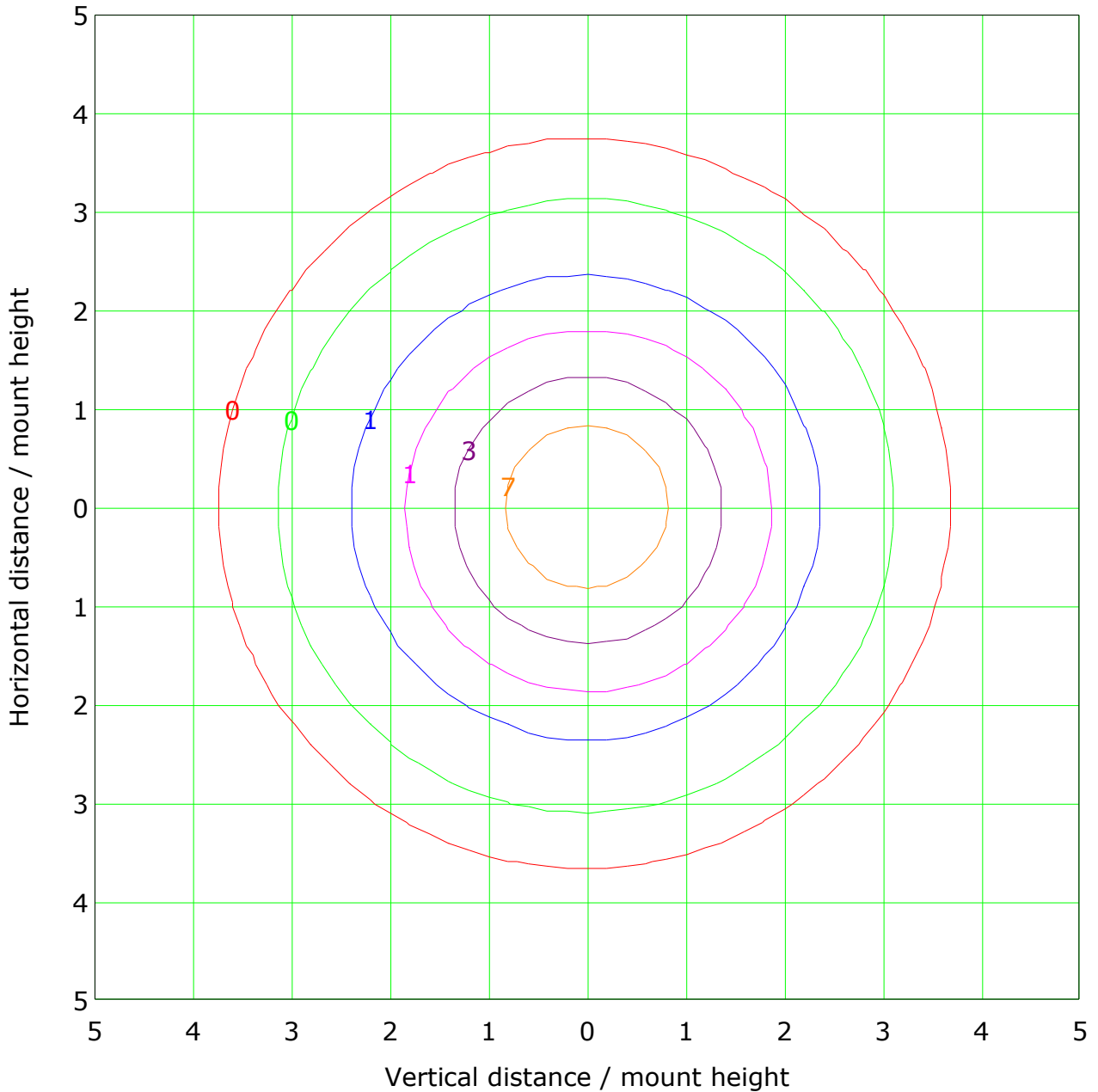
Distance: 14.040 m [K=1.0000]

Humidity:

Inspector:



IsoLux Plot



Mounting Height: 10.0m		Max Lux(100%): 14.8 lx	
— (1%):	0.1 lx	— (2%):	0.3 lx
— (5%):	0.7 lx	— (10%):	1.5 lx
— (20%):	3.0 lx	— (50%):	7.4 lx
— (100%):	14.8 lx		

C Plane (°):0.0-360.0: 22.5
Test Lab:
Test Type: TYPE C
Temperature: 25.1 'C
Operator:

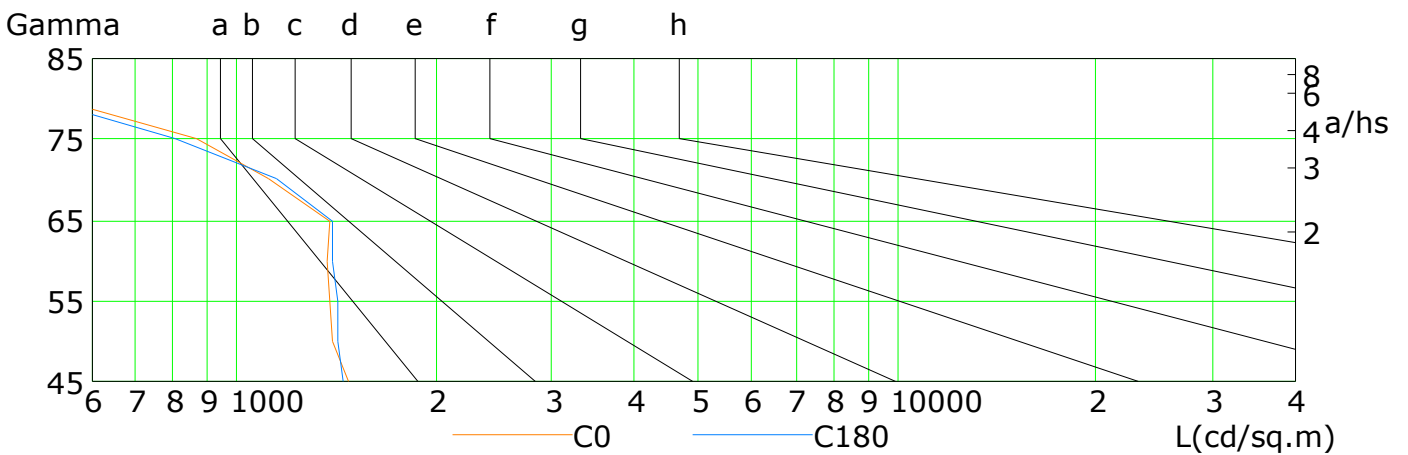
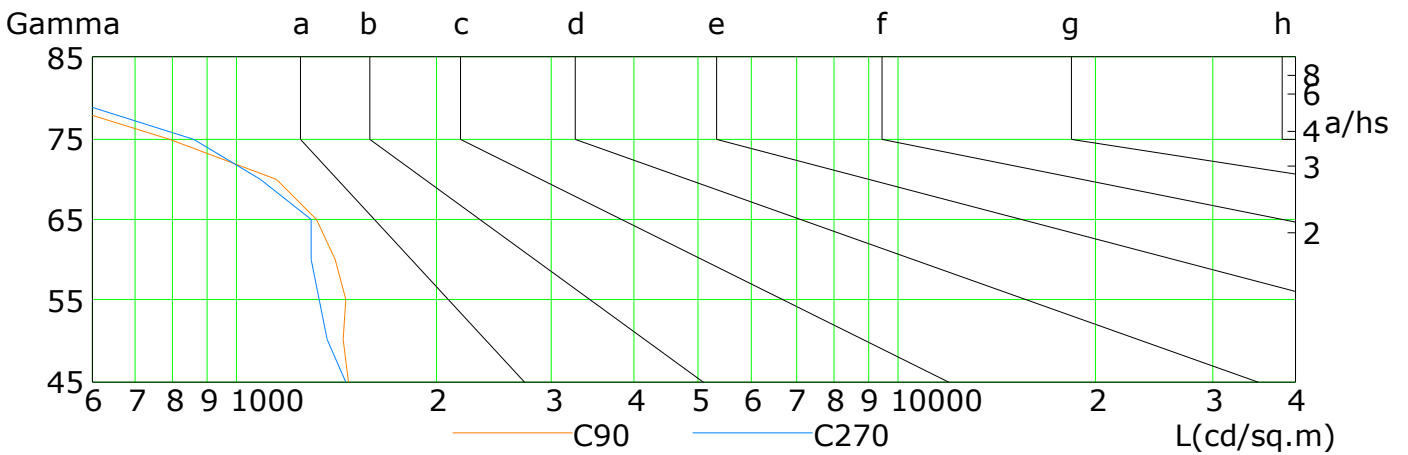
Gamma Plane (°):0.0-180.0:1.0
Test Device: GPM-3000
Distance: 14.040 m [K=1.0000]
Humidity:
Inspector:



Lum Limit Curve

Dazzle	Quality	Illuminance (lx)							
		2000	1000	500	<=300				
1.15	A	2000	1000	500	<=300				
1.50	B		2000	1000	500	<=300			
1.85	C			2000	1000	500	<=300		
2.20	D				2000	1000	500	<=300	
2.55	E					2000	1000	500	<=300

a b c d e f g h



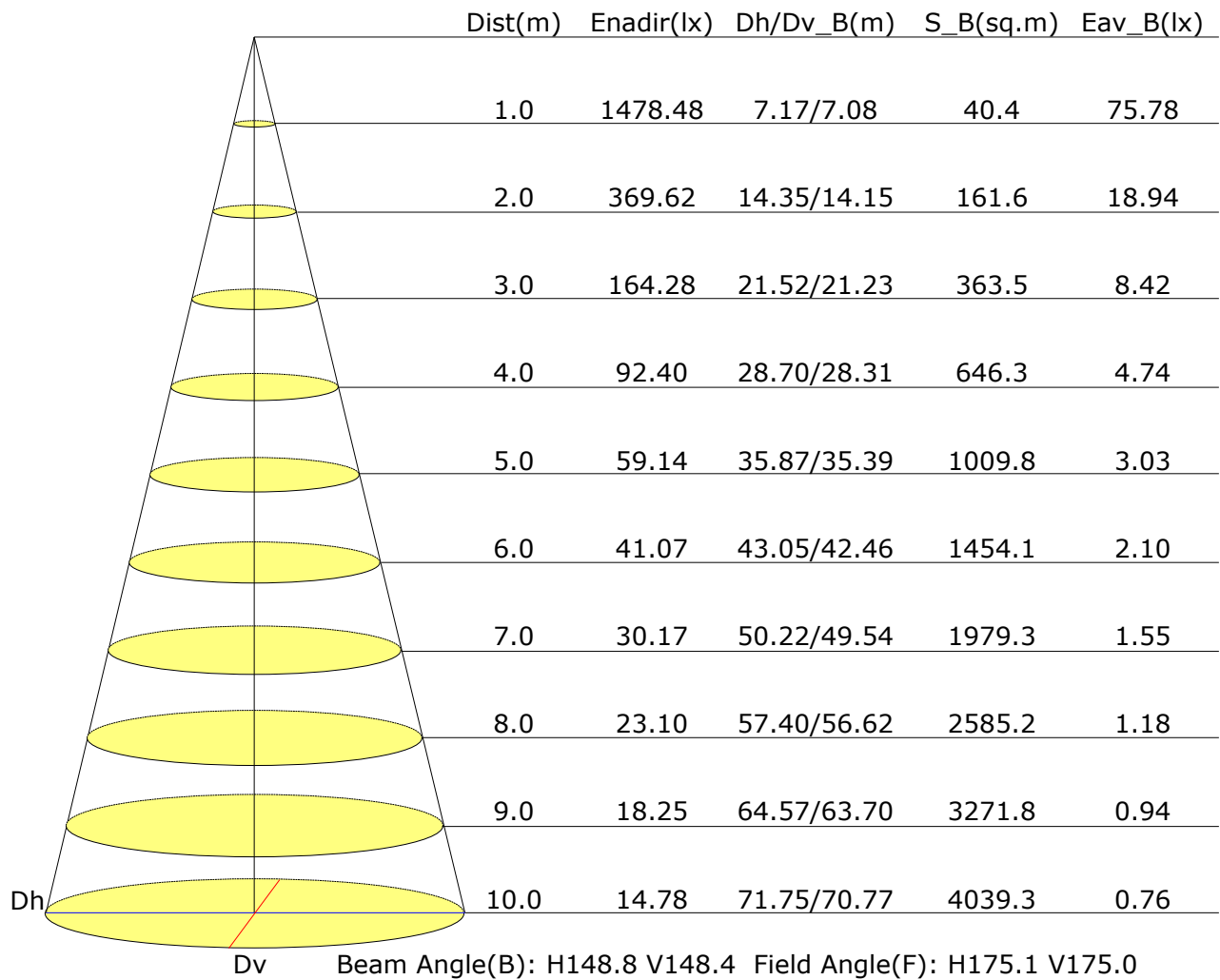
L(cd/sq.m)	G45	G50	G55	G60	G65	G70	G75	G80	G85
C0	1466	1390	1384	1364	1384	1115	864	538	278
C90	1465	1449	1457	1407	1318	1150	790	478	242
C180	1448	1424	1420	1393	1389	1147	806	485	236
C270	1461	1361	1327	1288	1292	1087	859	547	274

C Plane (°):0.0-360.0: 22.5
Test Lab:
Test Type: TYPE C
Temperature: 25.1 'C
Operator:

Gamma Plane (°):0.0-180.0:1.0
Test Device: GPM-3000
Distance: 14.040 m [K=1.0000]
Humidity:
Inspector:



Illuminance at a Distance

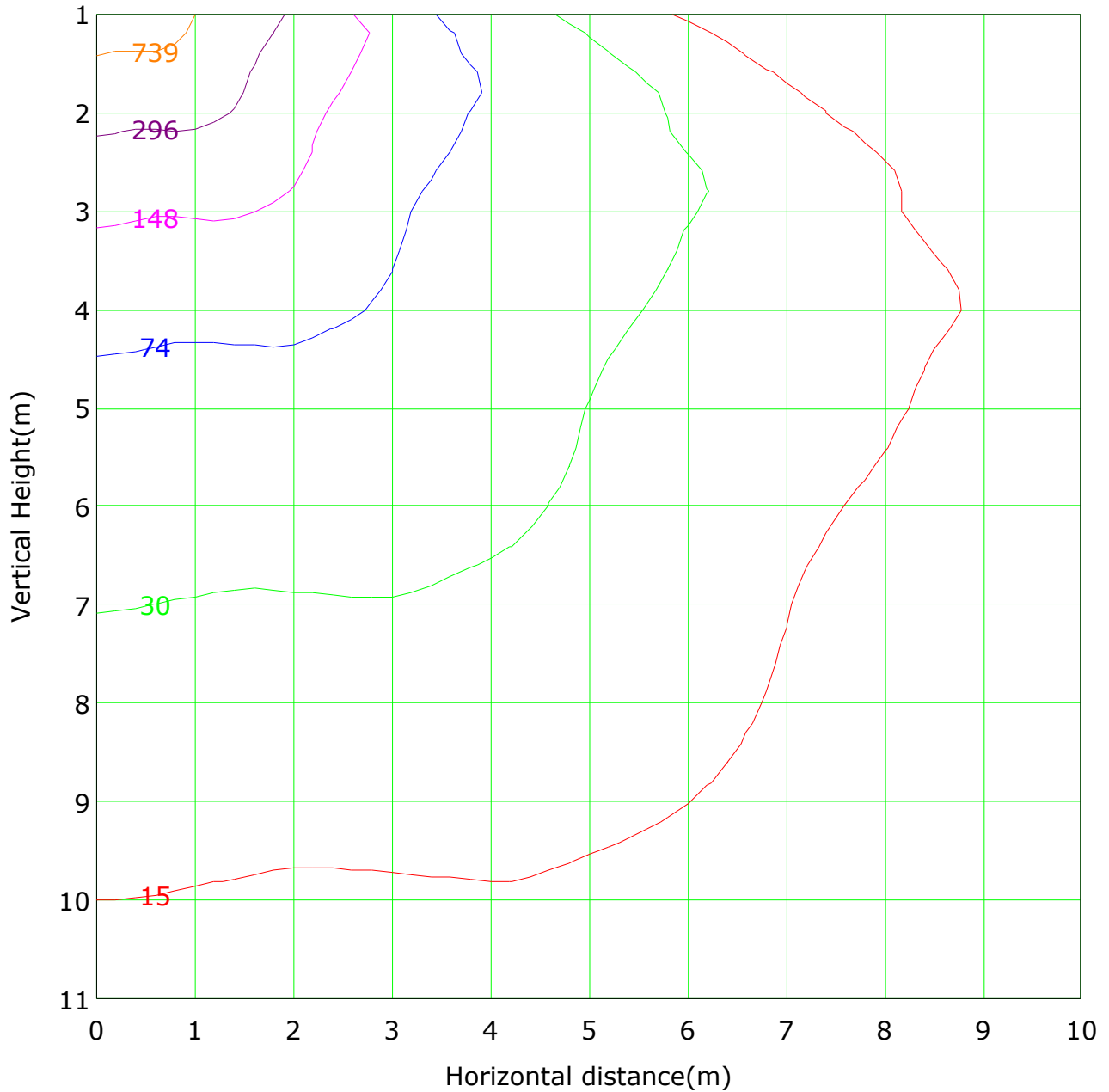


C Plane (°):0.0-360.0: 22.5
Test Lab:
Test Type: TYPE C
Temperature: 25.1 'C
Operator:

Gamma Plane (°):0.0-180.0:1.0
Test Device: GPM-3000
Distance: 14.040 m [K=1.0000]
Humidity:
Inspector:



Vertical IsoLux Plot



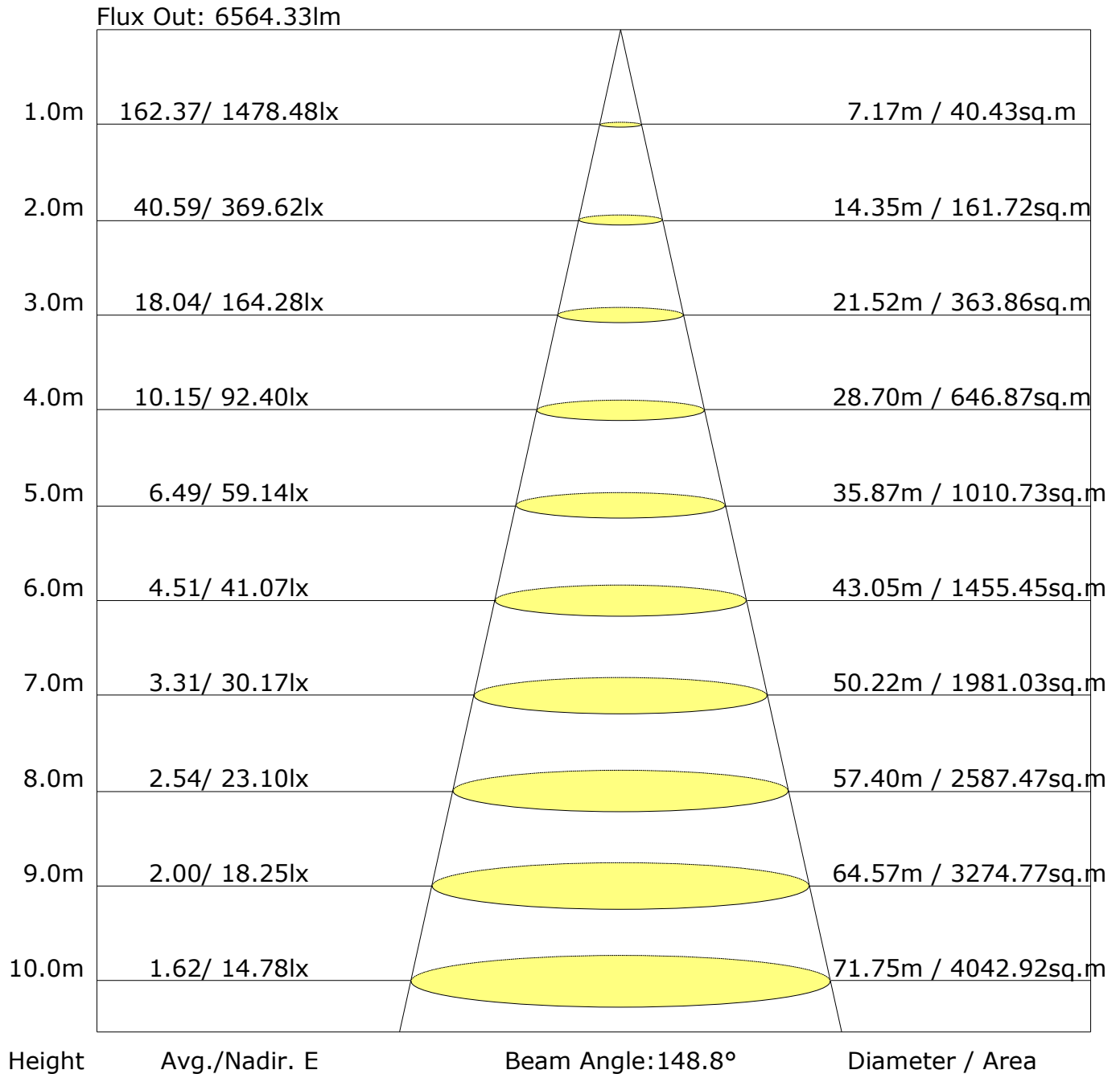
Lowest(m): 1.0m Highest(m): 11.0m Max Lux: 1478.5 lx
— (1%): 14.8 lx — (2%): 29.6 lx
— (5%): 73.9 lx — (10%): 147.8 lx
— (20%): 295.7 lx — (50%): 739.2 lx
— (100%):1478.5 lx

C Plane (°):0.0-360.0: 22.5
Test Lab:
Test Type: TYPE C
Temperature: 25.1 'C
Operator:

Gamma Plane (°):0.0-180.0:1.0
Test Device: GPM-3000
Distance: 14.040 m [K=1.0000]
Humidity:
Inspector:



The Average Illuminance Effective Figure



C Plane (°):0.0-360.0: 22.5
 Test Lab:
 Test Type: TYPE C
 Temperature: 25.1 'C
 Operator:

Gamma Plane (°):0.0-180.0:1.0
 Test Device: GPM-3000
 Distance: 14.040 m [K=1.0000]
 Humidity:
 Inspector:



UGR Table

Reflectance:										
Ceiling (cavity)	0.7	0.7	0.5	0.5	0.3	0.7	0.7	0.5	0.5	0.3
Wall	0.5	0.3	0.5	0.3	0.3	0.5	0.3	0.5	0.3	0.3
Reference plane	0.2	0.2	0.2	0.2	0.2	0.2	0.2	0.2	0.2	0.2
Room dimensions	Viewed crosswise					Viewed endwise				
X=2H Y=2H	-1.\$	-1.\$	-1.\$	-1.\$	-1.\$	-1.\$	-1.\$	-1.\$	-1.\$	-1.\$
3H	-1.\$	-1.\$	-1.\$	-1.\$	-1.\$	-1.\$	-1.\$	-1.\$	-1.\$	-1.\$
4H	-1.\$	-1.\$	-1.\$	-1.\$	-1.\$	-1.\$	-1.\$	-1.\$	-1.\$	-1.\$
6H	-1.\$	-1.\$	-1.\$	-1.\$	-1.\$	-1.\$	-1.\$	-1.\$	-1.\$	-1.\$
8H	-1.\$	-1.\$	-1.\$	-1.\$	-1.\$	-1.\$	-1.\$	-1.\$	-1.\$	-1.\$
12H	-1.\$	-1.\$	-1.\$	-1.\$	-1.\$	-1.\$	-1.\$	-1.\$	-1.\$	-1.\$
X=4H Y=2H	-1.\$	-1.\$	-1.\$	-1.\$	-1.\$	-1.\$	-1.\$	-1.\$	-1.\$	-1.\$
3H	-1.\$	-1.\$	-1.\$	-1.\$	-1.\$	-1.\$	-1.\$	-1.\$	-1.\$	-1.\$
4H	-1.\$	-1.\$	-1.\$	-1.\$	-1.\$	-1.\$	-1.\$	-1.\$	-1.\$	-1.\$
6H	-1.\$	-1.\$	-1.\$	-1.\$	-1.\$	-1.\$	-1.\$	-1.\$	-1.\$	-1.\$
8H	-1.\$	-1.\$	-1.\$	-1.\$	-1.\$	-1.\$	-1.\$	-1.\$	-1.\$	-1.\$
12H	-1.\$	-1.\$	-1.\$	-1.\$	-1.\$	-1.\$	-1.\$	-1.\$	-1.\$	-1.\$
X=8H Y=4H	-1.\$	-1.\$	-1.\$	-1.\$	-1.\$	-1.\$	-1.\$	-1.\$	-1.\$	-1.\$
6H	-1.\$	-1.\$	-1.\$	-1.\$	-1.\$	-1.\$	-1.\$	-1.\$	-1.\$	-1.\$
8H	-1.\$	-1.\$	-1.\$	-1.\$	-1.\$	-1.\$	-1.\$	-1.\$	-1.\$	-1.\$
12H	-1.\$	-1.\$	-1.\$	-1.\$	-1.\$	-1.\$	-1.\$	-1.\$	-1.\$	-1.\$
X=12H Y=4H	-1.\$	-1.\$	-1.\$	-1.\$	-1.\$	-1.\$	-1.\$	-1.\$	-1.\$	-1.\$
6H	-1.\$	-1.\$	-1.\$	-1.\$	-1.\$	-1.\$	-1.\$	-1.\$	-1.\$	-1.\$
8H	-1.\$	-1.\$	-1.\$	-1.\$	-1.\$	-1.\$	-1.\$	-1.\$	-1.\$	-1.\$
Variations with the observer position at spacings:										
S=1.0H	-1.\$/-1.\$					-1.\$/-1.\$				
S=1.5H	-1.\$/-1.\$					-1.\$/-1.\$				
S=2.0H	-1.\$/-1.\$					-1.\$/-1.\$				

Calculate in accordance with CIE Pub.117. The table is revised with 7546lm ($8\log(F/F_0) = 7.0$).

C Plane (°):0.0-360.0: 22.5
 Test Lab:
 Test Type: TYPE C
 Temperature: 25.1 'C
 Operator:

Gamma Plane (°):0.0-180.0:1.0
 Test Device: GPM-3000
 Distance: 14.040 m [K=1.0000]
 Humidity:
 Inspector:



FLUX DISTRIBUTION TABLE BASED ON THE IESNA LUMINAIRE CLASSIFICATION SYSTEM

	ZONE	LUMENS	% LAMP LUMENS
	FORWARD LIGHT	3657	48.5
	FL (0°-30°)	688	9.1
	FM (30°-60°)	1742	23.1
	FH (60°-80°)	1082	14.3
	FVH (80°-90°)	144	1.9
	BACK LIGHT	3613	47.9
	BL (0°-30°)	668	8.9
	BM (30°-60°)	1708	22.6
	BH (60°-80°)	1082	14.3
	BVH (80°-90°)	155	2.1
	UP LIGHT	276	3.7
	UL (90°-100°)	80	1.1
	UH (100°-180°)	196	2.6
	TRAPPED LIGHT	NA	NA

BUG(Backlight,Uplight,Glare) Rating Base On TM-15-11	
Asymmetrical Luminaire Types (Type I,II,III,IV)	B3 U3 G3
Quadrilateral Symmetrical Luminaire Types (Type V,Area Light)	B3 U3 G2

C Plane (°):0.0-360.0: 22.5
 Test Lab:
 Test Type: TYPE C
 Temperature: 25.1 'C
 Operator:

Gamma Plane (°):0.0-180.0:1.0
 Test Device: GPM-3000
 Distance: 14.040 m [K=1.0000]
 Humidity:
 Inspector:



Candlepower Table

Unit: cd

G\C	C0.0	C22.5	C45.0	C67.5	C90.0	C112.5	C135.0	C157.5	C180.0	C202.5
G0.0	1478.5	1478.5	1478.5	1478.5	1478.5	1478.5	1478.5	1478.5	1478.5	1478.5
G1.0	1477.2	1477.3	1477.3	1480.1	1478.4	1478.9	1472.5	1474.3	1476.0	1475.2
G2.0	1470.6	1475.4	1473.3	1473.7	1471.8	1473.0	1469.1	1475.3	1471.4	1476.1
G3.0	1471.0	1470.1	1468.7	1466.1	1463.0	1464.9	1460.9	1465.8	1464.0	1469.0
G4.0	1465.0	1464.1	1459.2	1461.1	1457.3	1458.9	1454.5	1460.7	1457.2	1460.3
G5.0	1457.3	1456.0	1453.6	1454.4	1453.1	1455.2	1448.9	1455.8	1452.8	1455.6
G6.0	1450.8	1454.8	1449.8	1451.5	1451.7	1451.0	1445.4	1450.3	1449.3	1453.1
G7.0	1445.3	1448.9	1448.1	1447.1	1451.1	1448.6	1443.9	1443.7	1449.1	1451.4
G8.0	1442.2	1447.3	1446.2	1447.4	1449.4	1450.0	1445.9	1444.0	1448.1	1450.3
G9.0	1439.4	1447.4	1446.6	1449.1	1453.4	1455.1	1448.4	1447.6	1449.1	1448.6
G10.0	1438.2	1447.7	1450.9	1456.2	1461.5	1464.5	1456.2	1453.2	1454.8	1451.9
G11.0	1439.6	1453.9	1459.5	1464.9	1471.2	1475.3	1467.3	1464.9	1464.4	1455.8
G12.0	1445.7	1463.4	1472.6	1477.4	1483.8	1488.2	1480.4	1476.0	1475.1	1467.1
G13.0	1456.4	1474.0	1483.4	1489.5	1496.8	1504.2	1497.6	1493.4	1486.8	1478.0
G14.0	1467.7	1488.0	1500.4	1506.4	1514.9	1523.5	1516.0	1511.3	1502.0	1490.8
G15.0	1488.0	1503.7	1517.0	1524.6	1536.1	1545.9	1540.3	1532.4	1522.1	1507.9
G16.0	1505.2	1523.3	1538.6	1546.1	1559.7	1570.9	1563.9	1555.4	1543.2	1523.9
G17.0	1525.9	1546.3	1562.3	1570.7	1583.9	1596.4	1589.2	1583.1	1565.6	1552.7
G18.0	1548.7	1570.1	1585.9	1593.4	1608.1	1621.9	1612.2	1605.0	1592.6	1575.9
G19.0	1573.7	1598.3	1607.0	1618.3	1631.7	1647.0	1635.9	1629.6	1615.6	1597.3
G20.0	1597.3	1621.3	1630.6	1647.1	1661.8	1672.7	1660.2	1656.9	1642.0	1622.2
G21.0	1623.1	1648.3	1657.6	1673.8	1684.6	1696.9	1690.2	1686.1	1668.4	1648.3
G22.0	1651.0	1673.1	1684.2	1701.1	1705.3	1725.5	1711.6	1709.2	1694.1	1675.5
G23.0	1677.7	1695.9	1706.4	1717.7	1722.0	1739.9	1724.0	1727.8	1712.3	1690.2
G24.0	1695.7	1710.7	1719.3	1724.7	1733.5	1747.1	1733.5	1738.9	1721.1	1700.1
G25.0	1701.8	1717.3	1725.5	1728.1	1738.9	1754.3	1747.4	1746.2	1732.5	1703.1
G26.0	1707.7	1722.5	1730.4	1735.3	1747.2	1761.4	1756.8	1754.1	1740.2	1708.5
G27.0	1711.7	1726.3	1736.5	1744.9	1754.2	1769.8	1761.9	1762.9	1747.4	1712.8
G28.0	1715.7	1730.7	1741.9	1751.9	1758.9	1772.9	1768.7	1768.0	1753.3	1718.2
G29.0	1721.5	1733.5	1746.9	1757.8	1760.6	1772.8	1767.4	1771.2	1759.7	1724.2
G30.0	1727.9	1739.0	1749.5	1763.6	1760.5	1770.4	1765.9	1770.9	1756.5	1730.7
G31.0	1734.1	1740.1	1748.8	1759.2	1753.3	1763.5	1758.9	1769.3	1755.6	1731.7
G32.0	1736.8	1740.9	1742.4	1751.4	1743.3	1753.0	1748.0	1762.4	1752.6	1733.9
G33.0	1738.8	1735.0	1732.4	1739.3	1730.4	1737.7	1731.7	1750.2	1742.6	1728.7
G34.0	1734.6	1727.9	1718.4	1727.6	1711.6	1722.2	1713.8	1732.5	1731.8	1721.7
G35.0	1724.5	1717.2	1697.6	1703.8	1691.6	1700.4	1690.5	1713.0	1713.8	1710.0
G36.0	1711.5	1701.3	1681.7	1685.7	1668.6	1675.6	1665.8	1686.5	1693.8	1694.5

C Plane (°):0.0-360.0: 22.5
 Test Lab:
 Test Type: TYPE C
 Temperature: 25.1 'C
 Operator:

Gamma Plane (°):0.0-180.0:1.0
 Test Device: GPM-3000
 Distance: 14.040 m [K=1.0000]
 Humidity:
 Inspector:



Candlepower Table (Continue 1)

Unit: cd

G\C	C0.0	C22.5	C45.0	C67.5	C90.0	C112.5	C135.0	C157.5	C180.0	C202.5
G37.0	1693.8	1680.4	1656.5	1659.5	1641.7	1645.5	1638.0	1651.8	1669.2	1670.2
G38.0	1672.9	1657.2	1630.7	1631.8	1611.9	1615.9	1608.6	1621.7	1638.5	1646.3
G39.0	1651.0	1631.9	1600.7	1600.2	1583.5	1583.8	1575.9	1590.9	1607.4	1615.3
G40.0	1626.8	1600.7	1572.6	1572.3	1556.1	1556.5	1548.4	1560.9	1575.2	1587.2
G41.0	1593.1	1570.3	1544.4	1544.1	1531.5	1527.2	1520.6	1532.1	1540.1	1555.2
G42.0	1564.3	1535.4	1517.1	1516.0	1504.4	1501.2	1502.0	1505.9	1512.6	1525.5
G43.0	1529.8	1508.1	1492.2	1498.5	1485.9	1485.4	1482.5	1482.9	1486.9	1495.6
G44.0	1499.8	1480.9	1469.7	1478.3	1475.6	1472.8	1467.5	1466.5	1465.4	1470.7
G45.0	1465.6	1458.0	1455.2	1465.1	1465.4	1464.1	1459.0	1454.1	1448.1	1449.3
G46.0	1443.6	1440.7	1446.2	1457.7	1455.7	1456.0	1455.0	1447.5	1436.3	1432.7
G47.0	1420.6	1428.3	1437.0	1452.7	1453.2	1457.2	1448.5	1442.8	1430.2	1419.1
G48.0	1409.2	1420.0	1433.0	1450.5	1450.7	1453.1	1448.0	1439.7	1426.4	1412.2
G49.0	1398.3	1416.4	1431.5	1445.4	1448.2	1454.3	1450.2	1439.2	1423.2	1408.3
G50.0	1389.9	1415.1	1434.7	1444.6	1449.0	1455.6	1454.5	1436.1	1423.6	1405.4
G51.0	1385.8	1413.2	1436.9	1445.1	1453.1	1458.5	1458.2	1437.6	1423.4	1402.6
G52.0	1382.1	1412.1	1435.2	1450.3	1457.9	1464.4	1466.9	1442.3	1425.1	1401.4
G53.0	1382.4	1413.4	1440.9	1450.8	1458.6	1465.2	1468.8	1445.1	1426.1	1402.3
G54.0	1385.2	1416.3	1443.6	1452.1	1458.1	1469.3	1467.3	1444.4	1424.0	1402.5
G55.0	1384.4	1413.3	1440.8	1448.3	1456.9	1466.0	1462.1	1442.6	1420.4	1403.2
G56.0	1383.4	1406.8	1434.5	1443.8	1446.3	1458.7	1454.1	1438.8	1417.0	1399.4
G57.0	1380.9	1404.9	1429.5	1431.0	1435.9	1444.2	1448.3	1432.3	1412.7	1394.4
G58.0	1376.6	1396.6	1416.0	1419.3	1424.0	1435.9	1431.8	1420.6	1405.3	1384.7
G59.0	1372.1	1388.7	1404.6	1405.7	1414.3	1426.2	1422.3	1410.7	1399.6	1376.9
G60.0	1363.9	1381.3	1396.8	1398.4	1406.7	1418.7	1416.6	1402.8	1392.9	1373.2
G61.0	1358.0	1374.1	1401.2	1401.9	1406.4	1418.4	1419.1	1408.5	1394.0	1371.5
G62.0	1354.4	1377.3	1411.9	1412.9	1407.0	1424.0	1419.9	1420.4	1405.9	1388.4
G63.0	1357.4	1388.8	1421.6	1420.7	1393.8	1424.8	1403.4	1423.1	1422.8	1410.4
G64.0	1369.3	1398.7	1420.7	1390.9	1356.3	1388.4	1367.6	1398.7	1414.7	1411.8
G65.0	1384.3	1387.5	1380.7	1339.5	1318.3	1338.0	1335.5	1353.7	1388.8	1390.0
G66.0	1368.3	1357.2	1324.8	1284.0	1280.7	1295.3	1279.7	1275.2	1337.2	1324.5
G67.0	1329.6	1282.8	1236.8	1216.3	1238.7	1236.1	1215.9	1207.3	1247.9	1230.7
G68.0	1238.7	1193.9	1168.0	1166.1	1208.0	1180.2	1186.1	1169.0	1175.1	1159.4
G69.0	1165.1	1141.9	1146.0	1168.4	1182.8	1169.6	1175.3	1171.3	1161.3	1144.7
G70.0	1115.1	1132.4	1147.3	1164.8	1150.3	1147.9	1130.2	1164.0	1146.7	1147.9
G71.0	1107.3	1126.3	1112.3	1115.4	1094.0	1092.6	1069.4	1116.1	1105.6	1124.0
G72.0	1083.4	1077.5	1047.0	1046.8	1018.0	1019.8	1006.2	1042.2	1035.7	1058.8
G73.0	1021.3	1003.5	977.5	961.4	934.4	931.9	930.5	950.9	959.4	970.1

C Plane (°):0.0-360.0: 22.5
 Test Lab:
 Test Type: TYPE C
 Temperature: 25.1 'C
 Operator:

Gamma Plane (°):0.0-180.0:1.0
 Test Device: GPM-3000
 Distance: 14.040 m [K=1.0000]
 Humidity:
 Inspector:



Candlepower Table (Continue 2)

Unit: cd

G\C	C0.0	C22.5	C45.0	C67.5	C90.0	C112.5	C135.0	C157.5	C180.0	C202.5
G74.0	943.3	922.6	890.9	884.2	858.2	855.2	846.2	862.9	883.3	889.0
G75.0	864.2	843.2	817.5	804.1	789.6	790.2	781.1	787.9	805.8	819.4
G76.0	791.0	769.8	754.3	740.3	727.2	727.4	718.4	730.7	743.4	757.4
G77.0	725.1	713.6	689.4	678.7	663.4	653.1	650.1	668.0	677.0	699.1
G78.0	664.6	660.6	623.4	611.3	593.7	581.8	577.9	591.5	608.7	627.5
G79.0	606.0	589.1	556.0	555.6	541.4	528.9	521.9	540.7	547.1	562.0
G80.0	537.6	528.8	500.3	491.7	477.6	464.0	462.8	481.7	485.0	506.4
G81.0	481.9	472.9	440.9	432.3	420.3	407.2	407.0	420.3	427.4	446.7
G82.0	424.3	414.9	385.4	377.9	370.9	356.0	358.6	365.8	370.0	381.9
G83.0	365.8	357.9	331.8	328.7	322.7	310.9	308.2	319.2	320.9	328.1
G84.0	320.8	308.6	286.0	284.7	278.3	271.3	268.5	271.3	273.8	284.6
G85.0	278.2	264.5	251.1	248.3	242.4	233.4	233.2	237.7	236.1	244.8
G86.0	240.6	227.2	213.4	214.3	209.9	204.1	202.5	203.7	204.1	212.3
G87.0	207.3	193.0	183.4	185.5	179.9	175.0	171.1	174.3	174.5	180.3
G88.0	179.1	165.4	156.2	156.9	150.7	151.2	145.7	145.6	146.2	153.8
G89.0	153.4	142.3	133.9	133.7	128.4	128.1	122.9	122.9	122.5	130.2
G90.0	130.1	121.8	116.4	116.6	112.5	111.1	107.6	106.9	104.2	110.6
G91.0	112.7	108.5	103.2	103.9	101.1	101.5	96.0	93.9	92.1	97.1
G92.0	99.4	96.5	91.6	93.8	90.6	90.4	86.0	84.8	82.2	86.6
G93.0	88.2	86.2	81.5	83.3	80.0	79.4	76.2	74.3	72.0	76.3
G94.0	78.0	76.3	72.6	74.6	71.5	71.6	67.6	65.8	63.8	66.8
G95.0	69.3	68.8	67.4	68.7	65.8	66.3	63.3	60.4	58.9	59.6
G96.0	63.6	63.7	63.3	64.0	62.6	63.0	60.4	57.5	56.3	56.5
G97.0	59.8	61.3	61.0	61.8	61.0	61.2	58.8	57.0	54.6	54.8
G98.0	58.8	59.5	59.8	60.1	59.7	60.4	58.2	55.7	54.4	54.1
G99.0	57.6	58.6	59.5	60.1	59.6	59.7	58.2	55.8	54.7	54.6
G100.0	58.2	59.2	59.6	60.2	59.7	59.7	58.3	56.7	56.0	55.7
G101.0	59.2	59.7	59.8	60.9	59.9	60.0	59.0	57.3	56.5	56.8
G102.0	60.1	59.5	60.6	60.8	60.2	60.0	58.8	57.9	57.0	58.2
G103.0	60.3	60.6	60.9	60.8	60.9	59.3	59.9	58.6	58.2	58.8
G104.0	61.1	61.1	61.6	61.5	61.6	58.8	60.7	59.5	59.3	60.1
G105.0	62.2	62.5	62.9	61.8	62.5	59.0	61.6	60.5	60.3	61.3
G106.0	63.2	63.6	63.6	61.7	63.2	59.7	62.6	61.4	61.1	62.6
G107.0	64.2	64.0	64.6	62.6	63.9	60.0	63.5	62.7	61.4	63.0
G108.0	65.2	65.1	65.4	62.9	64.5	61.0	64.5	63.7	62.0	63.4
G109.0	66.1	66.4	65.8	63.8	65.2	62.2	65.2	64.6	62.6	63.9
G110.0	67.1	67.3	67.1	64.6	65.5	62.1	65.8	65.2	63.1	63.8

C Plane (°):0.0-360.0: 22.5
 Test Lab:
 Test Type: TYPE C
 Temperature: 25.1 'C
 Operator:

Gamma Plane (°):0.0-180.0:1.0
 Test Device: GPM-3000
 Distance: 14.040 m [K=1.0000]
 Humidity:
 Inspector:



Candlepower Table (Continue 3)

Unit: cd

G\C	C0.0	C22.5	C45.0	C67.5	C90.0	C112.5	C135.0	C157.5	C180.0	C202.5
G111.0	67.4	68.0	67.6	64.9	65.8	62.5	66.1	65.9	63.1	63.4
G112.0	67.9	68.0	68.1	64.9	65.7	63.0	66.7	65.6	63.9	63.3
G113.0	67.8	68.3	67.9	64.6	65.1	62.2	65.9	65.9	63.3	62.5
G114.0	67.7	67.8	66.9	63.2	58.5	61.0	64.8	64.5	62.8	60.8
G115.0	66.4	66.7	65.2	61.7	55.5	59.4	63.4	63.8	61.9	59.1
G116.0	65.1	64.4	64.0	60.1	54.5	58.3	61.7	61.2	60.2	58.1
G117.0	63.8	62.6	62.4	58.3	53.3	56.4	60.6	58.6	59.7	57.8
G118.0	61.9	59.2	61.5	57.2	51.1	55.8	59.3	56.9	58.7	57.3
G119.0	59.2	55.0	60.5	55.6	49.2	54.6	58.3	54.9	57.6	58.0
G120.0	57.2	52.5	59.1	54.2	47.0	53.9	57.2	53.1	56.7	57.4
G121.0	54.6	48.7	57.3	52.6	44.2	51.9	55.2	51.2	55.0	56.5
G122.0	53.0	45.8	55.3	50.6	41.9	50.5	53.0	49.9	53.1	54.8
G123.0	51.0	43.3	53.3	48.2	39.1	48.8	50.7	47.5	50.9	52.8
G124.0	48.2	40.9	50.6	45.5	36.4	46.4	48.4	45.0	49.3	51.4
G125.0	46.2	37.2	47.4	43.0	34.1	43.6	45.9	43.7	47.2	49.0
G126.0	43.6	35.2	44.7	39.4	31.8	40.8	43.7	41.7	45.4	47.5
G127.0	41.7	33.0	41.1	36.1	29.7	38.9	40.8	40.2	43.1	45.0
G128.0	39.0	32.1	37.7	33.0	27.8	36.3	38.4	38.4	41.3	43.5
G129.0	36.2	31.0	35.4	30.1	25.9	33.8	35.3	36.8	38.6	41.3
G130.0	33.2	30.0	32.1	26.8	24.2	31.6	32.3	35.0	36.9	39.8
G131.0	31.0	29.2	28.9	24.1	22.1	29.5	29.8	33.1	35.3	37.5
G132.0	28.5	27.9	25.8	21.7	21.2	27.3	27.2	31.8	29.7	36.3
G133.0	26.5	27.0	23.2	20.1	20.2	25.7	24.8	30.6	28.1	34.5
G134.0	25.3	25.8	20.8	17.8	18.3	23.4	23.7	29.5	25.5	32.9
G135.0	24.2	24.5	18.5	16.6	16.8	21.3	22.3	28.3	24.7	31.5
G136.0	22.5	23.6	16.9	13.8	15.2	18.9	21.2	27.3	23.6	29.9
G137.0	21.6	22.3	15.4	11.6	14.2	16.2	20.3	26.2	22.5	28.6
G138.0	20.3	21.2	14.2	10.1	12.6	13.8	19.5	25.1	21.1	26.9
G139.0	19.3	19.9	13.6	8.5	10.4	11.3	18.0	23.8	20.5	25.8
G140.0	18.1	18.2	12.1	7.7	9.7	11.0	17.2	22.4	19.2	24.0
G141.0	16.9	16.6	11.8	7.0	8.8	10.0	16.2	21.5	18.3	22.9
G142.0	15.9	16.1	10.7	6.9	8.7	9.2	15.3	19.9	17.5	21.7
G143.0	14.2	15.1	9.6	7.3	8.5	9.1	14.7	19.1	16.5	20.1
G144.0	13.1	14.0	9.4	6.7	8.7	8.7	14.1	17.7	15.3	19.1
G145.0	12.1	12.8	8.3	6.8	8.5	8.4	12.9	16.7	14.9	18.4
G146.0	10.7	12.1	7.6	7.2	7.9	8.1	12.6	15.4	13.6	17.1
G147.0	9.6	9.8	8.0	7.1	8.1	7.8	11.6	14.6	12.7	16.1

C Plane (°):0.0-360.0: 22.5
 Test Lab:
 Test Type: TYPE C
 Temperature: 25.1 'C
 Operator:

Gamma Plane (°):0.0-180.0:1.0
 Test Device: GPM-3000
 Distance: 14.040 m [K=1.0000]
 Humidity:
 Inspector:



Candlepower Table (Continue 4)

Unit: cd

G\C	C0.0	C22.5	C45.0	C67.5	C90.0	C112.5	C135.0	C157.5	C180.0	C202.5
G148.0	8.5	9.1	7.4	6.4	7.9	7.9	11.1	13.3	11.9	14.7
G149.0	8.4	8.3	7.2	7.2	7.7	7.7	10.2	12.3	11.7	13.6
G150.0	7.2	7.2	7.7	6.8	7.6	7.0	9.8	11.6	10.0	13.0
G151.0	6.5	7.1	6.8	7.1	7.8	7.4	9.3	10.4	9.4	11.9
G152.0	6.8	6.9	7.1	7.1	7.6	6.9	8.7	9.7	8.8	10.5
G153.0	6.9	6.5	7.0	6.6	7.3	7.7	8.6	9.2	8.4	10.7
G154.0	5.9	6.8	6.4	6.9	7.2	7.1	8.0	9.0	7.3	9.1
G155.0	6.4	6.6	6.8	6.8	6.9	6.7	7.2	8.5	7.1	8.7
G156.0	6.1	6.7	6.5	6.4	6.5	6.7	7.1	8.2	6.8	7.8
G157.0	6.0	6.4	6.6	6.3	6.0	6.5	7.0	7.4	6.4	7.8
G158.0	6.0	6.2	6.4	6.5	6.2	6.8	6.4	7.0	5.9	7.0
G159.0	6.0	5.6	5.7	6.6	6.4	6.1	6.4	6.7	5.0	6.3
G160.0	6.1	6.1	5.7	6.3	6.3	7.0	6.2	6.9	4.7	6.3
G161.0	5.5	5.8	7.0	5.6	6.0	6.1	6.5	6.5	4.1	6.3
G162.0	5.1	5.9	6.3	5.7	6.3	6.5	5.7	6.2	5.0	6.4
G163.0	5.3	5.4	6.2	5.7	5.4	6.2	5.2	5.9	4.9	5.9
G164.0	5.4	5.3	5.8	5.8	5.7	6.3	5.9	5.3	4.6	5.8
G165.0	5.0	6.0	6.1	5.9	5.9	6.1	5.9	5.9	4.7	5.6
G166.0	5.4	6.0	5.9	5.4	5.7	6.1	5.2	5.7	4.7	5.6
G167.0	5.4	5.6	6.0	5.8	6.0	6.0	5.3	5.4	4.4	5.2
G168.0	5.4	5.4	6.2	5.8	5.9	6.0	5.0	5.5	4.5	5.4
G169.0	4.8	6.1	5.9	5.6	5.6	6.2	5.7	5.4	4.6	5.7
G170.0	5.2	5.7	5.7	6.1	6.0	5.4	5.6	5.2	4.1	5.2
G171.0	4.9	5.2	5.6	4.9	5.6	6.0	5.9	5.1	4.4	5.6
G172.0	4.9	5.8	5.6	4.5	5.1	6.1	5.5	5.5	4.9	5.5
G173.0	4.9	5.0	5.5	5.1	5.8	5.7	5.2	5.7	4.7	5.7
G174.0	4.5	5.7	5.9	5.2	5.5	5.6	5.3	5.4	4.3	5.6
G175.0	4.9	5.3	5.6	4.2	5.5	5.6	5.4	5.3	4.9	5.1
G176.0	5.2	5.1	4.9	5.1	4.9	5.6	5.1	5.3	4.5	5.2
G177.0	4.0	5.1	5.3	5.4	5.2	5.5	5.0	4.6	4.1	5.1
G178.0	4.7	4.8	5.1	3.5	5.5	5.2	5.6	4.7	4.5	5.5
G179.0	4.5	4.3	4.9	5.0	5.4	5.1	4.6	5.2	4.3	5.0
G180.0	4.6	5.2	5.4	4.6	5.1	5.6	4.8	4.3	4.2	4.9

C Plane (°):0.0-360.0: 22.5
 Test Lab:
 Test Type: TYPE C
 Temperature: 25.1 'C
 Operator:

Gamma Plane (°):0.0-180.0:1.0
 Test Device: GPM-3000
 Distance: 14.040 m [K=1.0000]
 Humidity:
 Inspector:



Candlepower Table (Continue 5)

Unit: cd

G\C	C225.0	C247.5	C270.0	C292.5	C315.0	C337.5	C360.0			
G0.0	1478.5	1478.5	1478.5	1478.5	1478.5	1478.5	1478.5			
G1.0	1475.0	1472.7	1476.1	1478.1	1474.0	1473.5	1477.2			
G2.0	1474.8	1471.7	1467.7	1466.7	1463.6	1467.5	1470.6			
G3.0	1468.5	1468.0	1465.5	1465.2	1463.7	1469.1	1471.0			
G4.0	1457.5	1463.2	1461.3	1463.4	1457.9	1463.9	1465.0			
G5.0	1454.5	1457.3	1453.5	1454.2	1450.8	1456.3	1457.3			
G6.0	1448.6	1451.7	1447.4	1449.8	1446.0	1451.2	1450.8			
G7.0	1446.7	1448.1	1443.1	1444.0	1443.6	1448.6	1445.3			
G8.0	1444.6	1440.7	1436.8	1442.5	1440.7	1444.6	1442.2			
G9.0	1443.5	1438.8	1437.1	1438.5	1437.4	1442.4	1439.4			
G10.0	1443.0	1437.2	1431.1	1436.6	1437.6	1441.4	1438.2			
G11.0	1447.6	1438.1	1431.3	1437.8	1438.0	1441.9	1439.6			
G12.0	1455.8	1441.2	1432.8	1439.7	1441.8	1445.8	1445.7			
G13.0	1466.0	1448.9	1439.4	1442.9	1447.2	1455.0	1456.4			
G14.0	1476.4	1459.0	1450.4	1451.7	1457.0	1465.4	1467.7			
G15.0	1492.4	1470.0	1458.3	1461.2	1467.4	1480.3	1488.0			
G16.0	1507.3	1484.7	1473.8	1474.9	1482.8	1496.2	1505.2			
G17.0	1527.3	1501.1	1489.6	1488.1	1499.2	1516.1	1525.9			
G18.0	1548.0	1522.8	1508.3	1513.5	1520.1	1537.4	1548.7			
G19.0	1571.0	1541.9	1527.1	1535.1	1541.8	1561.7	1573.7			
G20.0	1596.0	1565.7	1550.4	1555.7	1565.4	1592.2	1597.3			
G21.0	1620.1	1591.7	1571.0	1577.4	1589.3	1617.6	1623.1			
G22.0	1645.1	1615.8	1592.9	1600.5	1614.2	1643.5	1651.0			
G23.0	1667.0	1640.9	1619.6	1629.9	1643.7	1669.3	1677.7			
G24.0	1679.3	1657.5	1642.3	1649.7	1668.0	1687.6	1695.7			
G25.0	1683.0	1667.4	1654.5	1660.1	1679.8	1695.4	1701.8			
G26.0	1688.5	1668.6	1658.1	1664.7	1684.6	1700.9	1707.7			
G27.0	1693.3	1674.0	1660.6	1670.7	1685.7	1703.7	1711.7			
G28.0	1700.0	1680.1	1666.8	1674.3	1687.3	1708.5	1715.7			
G29.0	1706.3	1688.0	1671.7	1685.6	1691.6	1710.9	1721.5			
G30.0	1711.4	1691.7	1679.4	1692.8	1697.0	1716.6	1727.9			
G31.0	1716.7	1697.1	1685.6	1695.8	1701.0	1721.8	1734.1			
G32.0	1716.9	1706.1	1692.8	1699.5	1701.6	1723.1	1736.8			
G33.0	1716.3	1706.7	1696.0	1701.0	1702.8	1720.1	1738.8			
G34.0	1710.5	1704.0	1693.1	1700.0	1700.6	1715.9	1734.6			
G35.0	1702.3	1698.3	1689.0	1695.6	1694.3	1710.4	1724.5			
G36.0	1689.1	1688.8	1680.2	1686.7	1684.4	1698.8	1711.5			

C Plane (°):0.0-360.0: 22.5
 Test Lab:
 Test Type: TYPE C
 Temperature: 25.1 'C
 Operator:

Gamma Plane (°):0.0-180.0:1.0
 Test Device: GPM-3000
 Distance: 14.040 m [K=1.0000]
 Humidity:
 Inspector:



Candlepower Table (Continue 6)

Unit: cd

G\C	C225.0	C247.5	C270.0	C292.5	C315.0	C337.5	C360.0			
G37.0	1672.9	1670.6	1663.9	1674.1	1670.3	1683.8	1693.8			
G38.0	1652.4	1651.1	1646.9	1656.5	1653.0	1664.0	1672.9			
G39.0	1625.8	1630.5	1629.2	1633.6	1632.6	1643.8	1651.0			
G40.0	1598.0	1604.1	1607.1	1610.8	1608.2	1619.7	1626.8			
G41.0	1565.4	1575.8	1580.7	1584.5	1582.1	1594.6	1593.1			
G42.0	1533.8	1544.0	1552.1	1557.6	1554.5	1561.1	1564.3			
G43.0	1499.0	1509.1	1519.5	1526.1	1521.7	1529.9	1529.8			
G44.0	1470.5	1478.6	1490.9	1494.2	1492.0	1500.9	1499.8			
G45.0	1439.3	1449.0	1461.0	1464.1	1463.5	1473.8	1465.6			
G46.0	1420.3	1423.5	1433.0	1435.7	1433.6	1451.6	1443.6			
G47.0	1401.7	1402.7	1408.3	1409.9	1411.2	1431.8	1420.6			
G48.0	1391.9	1386.0	1388.8	1389.4	1393.5	1418.2	1409.2			
G49.0	1382.2	1373.7	1373.6	1370.4	1379.9	1405.3	1398.3			
G50.0	1379.8	1363.6	1361.3	1359.8	1370.1	1394.0	1389.9			
G51.0	1376.0	1352.0	1348.2	1351.9	1364.5	1387.8	1385.8			
G52.0	1372.0	1347.4	1341.2	1347.1	1360.9	1383.1	1382.1			
G53.0	1372.6	1344.4	1333.2	1347.9	1358.5	1380.6	1382.4			
G54.0	1372.6	1343.9	1328.0	1346.6	1358.7	1381.3	1385.2			
G55.0	1368.2	1345.7	1327.3	1343.4	1356.4	1381.0	1384.4			
G56.0	1367.3	1344.0	1321.2	1341.6	1355.3	1378.9	1383.4			
G57.0	1363.4	1337.9	1312.3	1337.4	1351.0	1372.5	1380.9			
G58.0	1356.2	1331.3	1304.6	1329.5	1345.5	1365.3	1376.6			
G59.0	1349.3	1323.9	1300.0	1321.7	1338.9	1357.5	1372.1			
G60.0	1343.7	1316.0	1287.7	1313.6	1330.7	1351.3	1363.9			
G61.0	1345.8	1309.0	1272.4	1303.0	1323.5	1344.6	1358.0			
G62.0	1357.7	1313.0	1269.6	1297.4	1322.5	1348.3	1354.4			
G63.0	1379.1	1326.9	1273.3	1303.2	1333.2	1357.8	1357.4			
G64.0	1385.5	1340.0	1283.7	1320.0	1355.6	1368.6	1369.3			
G65.0	1356.6	1321.0	1291.8	1342.1	1375.7	1356.6	1384.3			
G66.0	1317.8	1281.4	1279.7	1328.5	1346.0	1319.2	1368.3			
G67.0	1243.1	1231.9	1244.7	1270.1	1292.9	1277.0	1329.6			
G68.0	1161.6	1158.9	1176.4	1198.3	1196.7	1212.2	1238.7			
G69.0	1124.2	1094.4	1116.9	1120.9	1110.8	1158.3	1165.1			
G70.0	1125.3	1092.6	1086.6	1072.2	1077.6	1138.9	1115.1			
G71.0	1104.8	1088.4	1082.5	1066.7	1080.7	1124.7	1107.3			
G72.0	1047.5	1048.9	1073.2	1051.2	1059.9	1064.1	1083.4			
G73.0	974.0	978.8	1012.5	1004.3	997.5	996.1	1021.3			

C Plane (°):0.0-360.0: 22.5
 Test Lab:
 Test Type: TYPE C
 Temperature: 25.1 'C
 Operator:

Gamma Plane (°):0.0-180.0:1.0
 Test Device: GPM-3000
 Distance: 14.040 m [K=1.0000]
 Humidity:
 Inspector:



Candlepower Table (Continue 7)

Unit: cd

G\C	C225.0	C247.5	C270.0	C292.5	C315.0	C337.5	C360.0			
G74.0	898.9	907.7	937.1	941.8	923.9	923.8	943.3			
G75.0	821.8	832.8	859.5	867.3	846.2	851.2	864.2			
G76.0	758.6	771.5	789.1	791.5	773.9	783.0	791.0			
G77.0	697.8	721.2	732.6	735.8	719.1	725.2	725.1			
G78.0	622.7	654.7	671.4	685.0	658.9	658.0	664.6			
G79.0	559.6	588.9	610.0	624.3	591.6	592.8	606.0			
G80.0	503.3	529.9	546.6	554.4	527.3	530.6	537.6			
G81.0	441.3	468.4	482.8	497.6	469.9	473.2	481.9			
G82.0	384.7	412.3	429.5	442.5	418.1	419.0	424.3			
G83.0	329.1	352.3	372.8	378.7	355.7	359.4	365.8			
G84.0	284.7	304.3	320.6	320.7	306.1	314.7	320.8			
G85.0	247.3	264.2	273.6	277.0	265.4	272.6	278.2			
G86.0	211.3	223.5	232.8	237.2	230.8	234.2	240.6			
G87.0	182.9	193.2	200.4	204.9	197.7	203.4	207.3			
G88.0	157.9	164.7	171.5	172.4	171.5	173.8	179.1			
G89.0	134.0	139.5	145.7	146.7	146.8	148.1	153.4			
G90.0	113.1	114.5	121.1	123.1	124.2	124.1	130.1			
G91.0	99.5	100.3	105.5	107.0	108.9	108.9	112.7			
G92.0	88.4	89.2	94.4	95.7	97.1	96.8	99.4			
G93.0	78.2	78.8	83.2	84.4	86.4	86.8	88.2			
G94.0	68.0	68.5	72.1	74.8	76.0	76.0	78.0			
G95.0	61.4	62.2	63.9	67.4	68.4	67.9	69.3			
G96.0	57.2	58.2	59.2	63.1	62.9	62.2	63.6			
G97.0	55.3	56.7	56.7	60.5	60.1	60.2	59.8			
G98.0	54.1	56.5	56.5	59.2	59.1	58.4	58.8			
G99.0	54.6	56.9	56.6	59.0	58.5	58.7	57.6			
G100.0	56.0	58.3	57.7	59.7	59.0	59.0	58.2			
G101.0	57.5	59.4	59.1	60.3	60.2	61.2	59.2			
G102.0	59.0	60.6	60.5	61.8	61.1	61.8	60.1			
G103.0	60.1	61.5	61.3	62.4	61.9	62.2	60.3			
G104.0	61.2	61.9	62.1	63.4	62.8	63.6	61.1			
G105.0	62.3	63.1	63.2	64.2	64.1	64.2	62.2			
G106.0	63.2	63.6	64.5	65.3	65.1	65.8	63.2			
G107.0	64.5	65.0	65.2	65.9	66.0	65.8	64.2			
G108.0	65.0	65.0	65.9	67.2	66.7	66.2	65.2			
G109.0	65.6	65.2	66.1	66.8	67.0	67.3	66.1			
G110.0	65.5	65.4	66.0	66.9	67.2	67.1	67.1			

C Plane (°):0.0-360.0: 22.5
 Test Lab:
 Test Type: TYPE C
 Temperature: 25.1 'C
 Operator:

Gamma Plane (°):0.0-180.0:1.0
 Test Device: GPM-3000
 Distance: 14.040 m [K=1.0000]
 Humidity:
 Inspector:



Candlepower Table (Continue 8)

Unit: cd

G\C	C225.0	C247.5	C270.0	C292.5	C315.0	C337.5	C360.0			
G111.0	64.9	65.4	66.1	66.4	67.5	66.8	67.4			
G112.0	64.9	65.1	65.7	66.5	67.3	66.5	67.9			
G113.0	64.4	64.9	65.2	66.4	66.9	65.7	67.8			
G114.0	63.6	65.0	56.4	65.6	66.2	64.7	67.7			
G115.0	62.1	63.6	52.2	64.3	64.9	63.3	66.4			
G116.0	61.1	61.5	49.6	62.9	63.7	62.2	65.1			
G117.0	59.5	59.3	47.2	62.0	62.0	60.8	63.8			
G118.0	57.4	57.3	45.1	61.2	60.5	58.8	61.9			
G119.0	53.9	54.9	43.6	60.2	58.5	58.3	59.2			
G120.0	50.0	52.2	41.6	58.1	56.4	57.8	57.2			
G121.0	45.0	49.2	39.0	55.5	52.9	57.1	54.6			
G122.0	41.3	45.9	36.9	52.2	48.1	56.2	53.0			
G123.0	38.0	42.2	34.1	47.4	44.0	54.5	51.0			
G124.0	35.9	38.9	31.8	42.5	40.0	52.0	48.2			
G125.0	35.1	34.0	28.2	37.0	37.1	49.8	46.2			
G126.0	34.5	29.2	24.8	30.2	35.0	47.3	43.6			
G127.0	33.4	25.2	21.2	23.9	34.3	45.1	41.7			
G128.0	32.7	22.3	18.7	20.2	33.2	42.8	39.0			
G129.0	31.9	20.5	17.3	17.7	32.6	41.0	36.2			
G130.0	31.1	19.3	16.7	15.7	31.1	39.3	33.2			
G131.0	30.6	18.2	16.8	14.5	30.5	37.2	31.0			
G132.0	30.3	18.0	17.5	14.1	29.6	35.3	28.5			
G133.0	29.6	17.3	17.8	13.7	28.6	33.0	26.5			
G134.0	29.6	17.3	18.2	13.8	28.2	31.7	25.3			
G135.0	28.4	17.2	18.4	14.1	26.7	29.8	24.2			
G136.0	27.4	16.5	17.6	13.4	25.7	29.2	22.5			
G137.0	26.8	16.1	17.1	14.3	24.2	27.2	21.6			
G138.0	25.3	16.0	16.9	14.2	23.0	25.5	20.3			
G139.0	23.8	15.5	15.9	13.7	21.7	23.9	19.3			
G140.0	22.2	14.4	15.3	13.8	19.6	22.2	18.1			
G141.0	21.1	14.2	14.4	13.3	18.0	20.7	16.9			
G142.0	19.6	14.0	14.2	12.8	16.6	18.9	15.9			
G143.0	19.1	13.2	13.9	12.8	15.2	17.5	14.2			
G144.0	17.5	12.4	13.1	11.9	13.9	16.3	13.1			
G145.0	16.8	11.8	12.7	11.5	12.9	14.7	12.1			
G146.0	15.7	11.6	12.3	11.5	12.6	13.4	10.7			
G147.0	15.0	10.9	11.3	11.2	11.4	11.4	9.6			

C Plane (°):0.0-360.0: 22.5
 Test Lab:
 Test Type: TYPE C
 Temperature: 25.1 'C
 Operator:

Gamma Plane (°):0.0-180.0:1.0
 Test Device: GPM-3000
 Distance: 14.040 m [K=1.0000]
 Humidity:
 Inspector:



Candlepower Table (Continue 9)

Unit: cd

G\C	C225.0	C247.5	C270.0	C292.5	C315.0	C337.5	C360.0			
G148.0	14.2	10.7	11.7	10.8	11.2	10.4	8.5			
G149.0	13.1	10.3	10.7	10.4	10.7	9.6	8.4			
G150.0	12.5	10.5	9.9	9.9	10.7	8.4	7.2			
G151.0	11.6	9.7	9.2	9.6	10.2	8.7	6.5			
G152.0	10.8	9.4	9.2	8.6	9.1	8.1	6.8			
G153.0	10.1	8.7	8.5	9.1	9.0	8.4	6.9			
G154.0	9.5	8.7	8.6	8.6	8.6	8.0	5.9			
G155.0	9.0	8.0	8.0	8.3	8.2	7.7	6.4			
G156.0	7.7	7.6	8.3	8.0	8.3	6.4	6.1			
G157.0	7.5	7.0	7.5	7.7	8.0	7.5	6.0			
G158.0	7.5	7.3	7.2	6.1	8.0	7.0	6.0			
G159.0	7.1	7.5	7.1	7.2	7.7	6.8	6.0			
G160.0	6.5	7.0	6.9	6.8	7.4	7.1	6.1			
G161.0	6.4	7.0	7.2	6.6	7.1	6.4	5.5			
G162.0	7.0	7.1	6.4	7.2	7.1	5.9	5.1			
G163.0	6.1	6.5	6.7	7.2	7.1	6.8	5.3			
G164.0	6.6	5.9	6.5	6.7	6.7	6.6	5.4			
G165.0	6.3	5.6	5.8	6.1	6.3	6.1	5.0			
G166.0	6.0	6.1	6.3	6.3	5.8	5.6	5.4			
G167.0	6.0	6.4	5.9	6.5	6.0	6.0	5.4			
G168.0	5.5	5.5	6.1	5.7	6.4	5.9	5.4			
G169.0	5.8	6.2	6.2	6.3	5.9	6.2	4.8			
G170.0	6.0	5.5	5.4	5.9	5.8	6.2	5.2			
G171.0	5.8	6.4	5.4	5.3	5.6	5.5	4.9			
G172.0	5.6	5.7	5.7	5.3	5.4	5.6	4.9			
G173.0	5.6	5.5	5.3	5.5	5.9	5.9	4.9			
G174.0	5.4	5.2	4.8	5.9	5.8	5.5	4.5			
G175.0	5.3	5.3	5.1	6.0	5.2	5.8	4.9			
G176.0	5.2	5.5	5.0	4.9	4.9	5.3	5.2			
G177.0	5.2	5.6	5.2	5.2	5.3	4.8	4.0			
G178.0	5.1	4.9	5.1	5.4	4.8	4.7	4.7			
G179.0	5.1	4.7	5.3	5.4	4.5	5.3	4.5			
G180.0	4.6	5.3	5.1	5.9	4.7	4.8	4.6			

C Plane (°):0.0-360.0: 22.5
 Test Lab:
 Test Type: TYPE C
 Temperature: 25.1 'C
 Operator:

Gamma Plane (°):0.0-180.0:1.0
 Test Device: GPM-3000
 Distance: 14.040 m [K=1.0000]
 Humidity:
 Inspector: