



# LED TROFFER RETROFIT-KIT magnetic mount

## Premium Series

LED TROFFER RETROFIT-KIT magnetic mount replace fluorescent tubes in your troffers, wrap and strip fixtures. The kits can be easily field installed using no tools with minimal modification to the existing. The magnetic driver and LED strips conveniently mount to any style fluorescent lighting fixture. Available in a range of wattages, sizes, color temperatures and lumen packages, 0-10V dimmable and ETL and DLC Premium listed with an extremely high efficacy of at 130 lumen per watt with frosted cover. These are the fastest and easiest LED retrofit solution of any strip fixture or troffer upgrades on the market.

### FEATURES AND BENEFITS:

- ▶ Magnetic LED strips mounting and quick-connect driver
- ▶ 2ft and 4ft models available
- ▶ Lumen Efficiency: up to 130 lm/w
- ▶ 0-10 v dimming standard
- ▶ L-70 Life > 36,000 hrs
- ▶ cETLus listed
- ▶ DLC Premium listed
- ▶ 5 Year Warranty

Catalog number	
Notes	
Type	



### PRODUCT LEGEND:

Family	Size	Dimmable	Watts	CCT	Series
<b>ASD-LRKTR</b>	<b>X</b>	<b>X</b>	<b>XX</b>	<b>XX</b>	<b>PRM</b>
LED Troffer Retrofit-Kit Magnetic Mount	<b>2</b> = 2 ft <b>4</b> = 4 ft	<b>D</b> = Dimmable	<b>25</b> = 25 W <b>36</b> = 36 W	<b>50</b> = 5,000 K	Premium

### LED TROFFER RETROFIT-KIT MAGNETIC MOUNT:

Model	Watts	Dimmable	CCT	Lumens	Dimensions (LxWxH)
ASD-LRKTR-2D2550-PRM	25 W	YES	5,000 K	3,377 lm	19 5/8" x 1 1/4" x 5/8"
ASD-LRKTR-4D3650-PRM	36 W	YES	5,000 K	5,062 lm	43 1/4" x 1 1/4" x 5/8"

### PRODUCT SPECIFICATIONS:

Construction & Materials			Optical System		
Lens	Polycarbonate		Luminous Flux	ASD-LRKTR-2D2550-PRM	3,377 lm
Finish Color	Silver			ASD-LRKTR-4D3650-PRM	5,062 lm
Weight	ASD-LRKTR-2D2550-PRM	0.9 lbs (0.4 kg)	Color Temperature	5,000 K	
	ASD-LRKTR-4D3650-PRM	1.4 lbs (0.7 kg)	CRI	>80	
Environmental System					
Work Environment	Suitable for Dry Locations, IP20				
Operating Temperature	-40°F to 122°F (-40°C to +50°C)				
L-70 Life	> 36,000 hrs				
Electrical System					
Input Voltage	100-277V 50/60 Hz				
Max input current	ASD-LRKTR-2D2550-PRM	0.25 A	ASD-LRKTR-4D3650-PRM	0.36 A	
Inrush current	ASD-LRKTR-2D2550-PRM	6.5 A	ASD-LRKTR-4D3650-PRM	8 A	
Action time (Inrush current)	ASD-LRKTR-2D2550-PRM	2.5 ms	ASD-LRKTR-4D3650-PRM	3.7 ms	
AC input range	min 90 V max 305 V				
Off State Power	0 W				
Power Consumption	ASD-LRKTR-2D2550-PRM	25 W	ASD-LRKTR-4D3650-PRM	36 W	
Power Factor	≥ 0.9				
Output voltage	ASD-LRKTR-2D2550-PRM	42 V	ASD-LRKTR-4D3650-PRM	42 V	
Max output current	ASD-LRKTR-2D2550-PRM	530 mA	ASD-LRKTR-4D3650-PRM	890 mA	
LED Driver Class	Class 2				
Regular and Voluntary Certifications					
5-year limited warranty					
DesignLights Consortium (DLC) listed (Classification: Premium)					
· Main: Indoor Luminaires · General Application: Troffer · Primary Use: Luminaires for Ambient Lighting of Interior Commercial Spaces					
cETLus certified	4010110				

For most up-to-date spec sheets please refer to [asd-lighting.com](http://asd-lighting.com)



# LED TROFFER RETROFIT-KIT magnetic mount

Premium Series

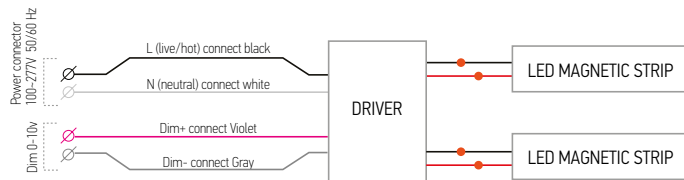
## INSTALLATION GUIDE

### IMPORTANT SAFETY INFORMATION:

Please read all the instructions below before installation.

- ▶ Make sure that the supply voltage corresponds to the rated product voltage.
- ▶ The product must be installed by a qualified electrician in accordance with the National Electrical Code and corresponding local codes.
- ▶ If the product is damaged, do not use it.

### ELECTRICAL SCHEMATIC DIAGRAM:



### ⚠ WARNING

**RISK OF PERSONAL INJURY – READ and follow all WARNINGS and installation instructions.**

Keep or give to the owner for future reference.

**Risk of cuts:** Wear gloves to prevent cuts or abrasions when removing from carton, handling, installing, and maintaining this product.

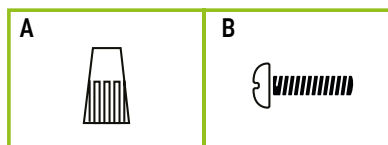
**Risk of electric shock:** This product must be installed in accordance with the applicable installation code by a person familiar with the construction and operation of the product and the hazards involved.

**Risk of Fire:** Minimum 194°F supply conductors. Consult a qualified electrician to ensure correct branch circuit conductor.

ASD® assumes no responsibility for claims arising out of improper or careless installation or handling of this product.

### PACKAGE CONTENTS:

Description	Q-ty
LED Troffer Retrofit-kit Magnetic Mount Fixture	2
Wire nuts (A)	8
Screws (B)	12
Box	1
Installation Instructions	3

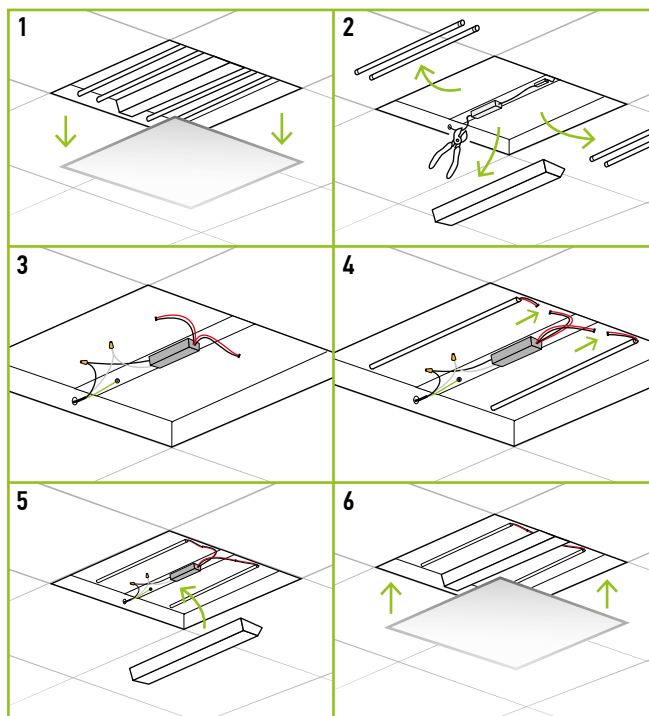


### INSTALLATION STEPS:

Cut off the power to the existing troffer.

1. Remove the lens of the existing troffer.
2. Remove the fluorescent tubes. Remove the ballast cover and original ballast.
3. Attach the magnetized LED driver where the original ballast was. For a more secure install use screws.
4. Stick the LED tubes to the troffer housing. for a more secure install use screws.
5. Reinstall the ballast cover over the driver.
6. Reattach the original lens.

Apply power and test.



### ORDERING INFORMATION:

Model	Type	Watts	Carton Size	Carton Weight	UPC	Pcs in Middle Box	GTIN14 Middle Box	Pcs in Mother Box	GTIN14 Mother Box
ASD-LRKTR-2D2550-PRM	2 ft	25 W	26.7" x 15.7" x 9.1"	25.4 lbs	819201026241	2	10819201026248	20	20819201026245
ASD-LRKTR-4D3650-PRM	4 ft	36 W	45.6" x 15.7" x 9.1"	38.1 lbs	819201026258	2	10819201026255	20	20819201026252

For most up-to-date spec sheets please refer to [asd-lighting.com](http://asd-lighting.com)

ASD LIGHTING CORP

E-mail: [orders@asd-lighting.com](mailto:orders@asd-lighting.com) | Web site: [www.asd-lighting.com](http://www.asd-lighting.com)

