

Report No.:

Test Time: 2019/5/21 星期二 14:11

Luminaire Property

Luminaire Manufacturer: ASD Lighting Corp
 Voltage: 119.7 V
 Power: 31.70 W


Current: 0.268 A
 Power Factor: 0.988

Photometric Results

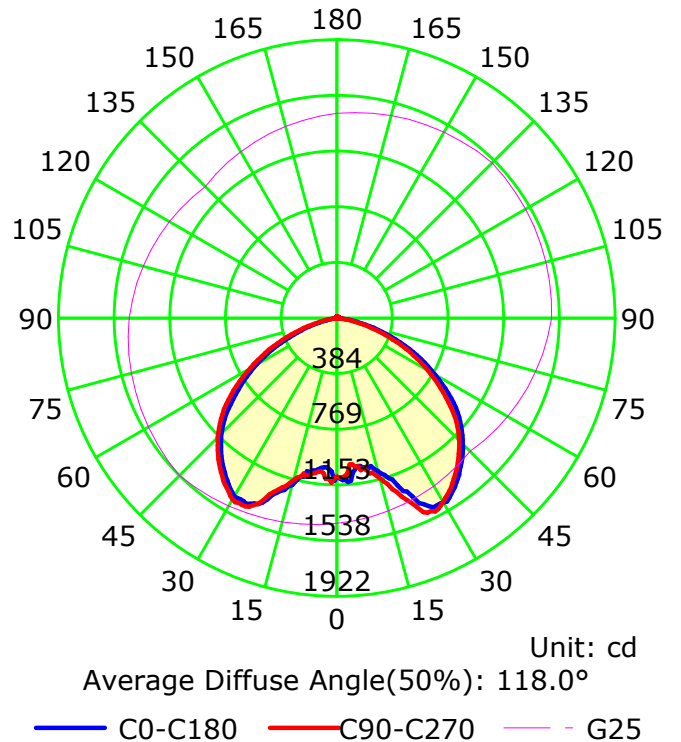
IES Classification: Type II
 Total Rated Lamp Lumens: 4351.1 lm
 Efficiency: 100%
 Upward Ratio: 1%
 Central Intensity: 1099.85 cd
 Pos of Max. Intensity: H315 V25

Longitudinal Classification: Very Short
 Measurement Flux: 4351.1 lm
 Downward Ratio: 99%
 Luminaire Efficacy Rating (LER): 137.31
 Max. Intensity: 1538.15 cd

Picture Of Luminaire



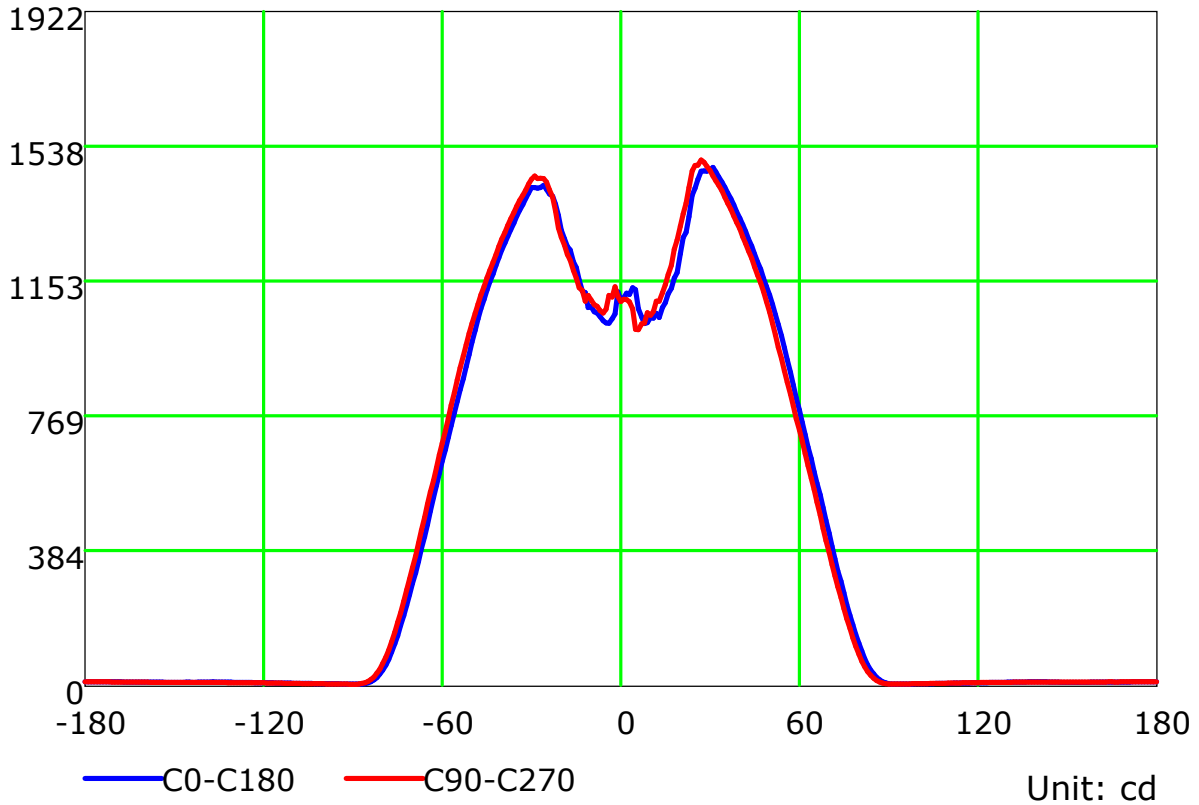
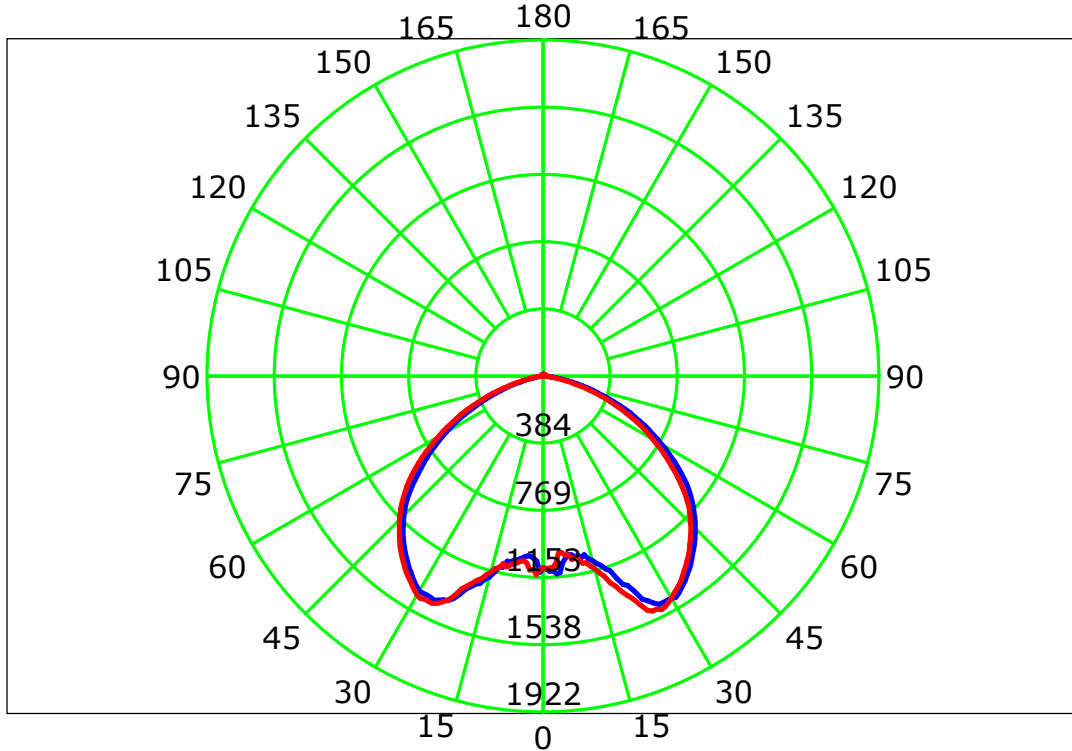
Luminous Intensity Distribution Curve



C Plane (°):0.0-360.0: 45.0
 Test Lab:
 Test Type: TYPE C
 Temperature:
 Operator:

Gamma Plane (°):0.0-180.0:1.0
 Test Device: GPM-1800B
 Distance: 8.200 m
 Humidity:
 Inspector:

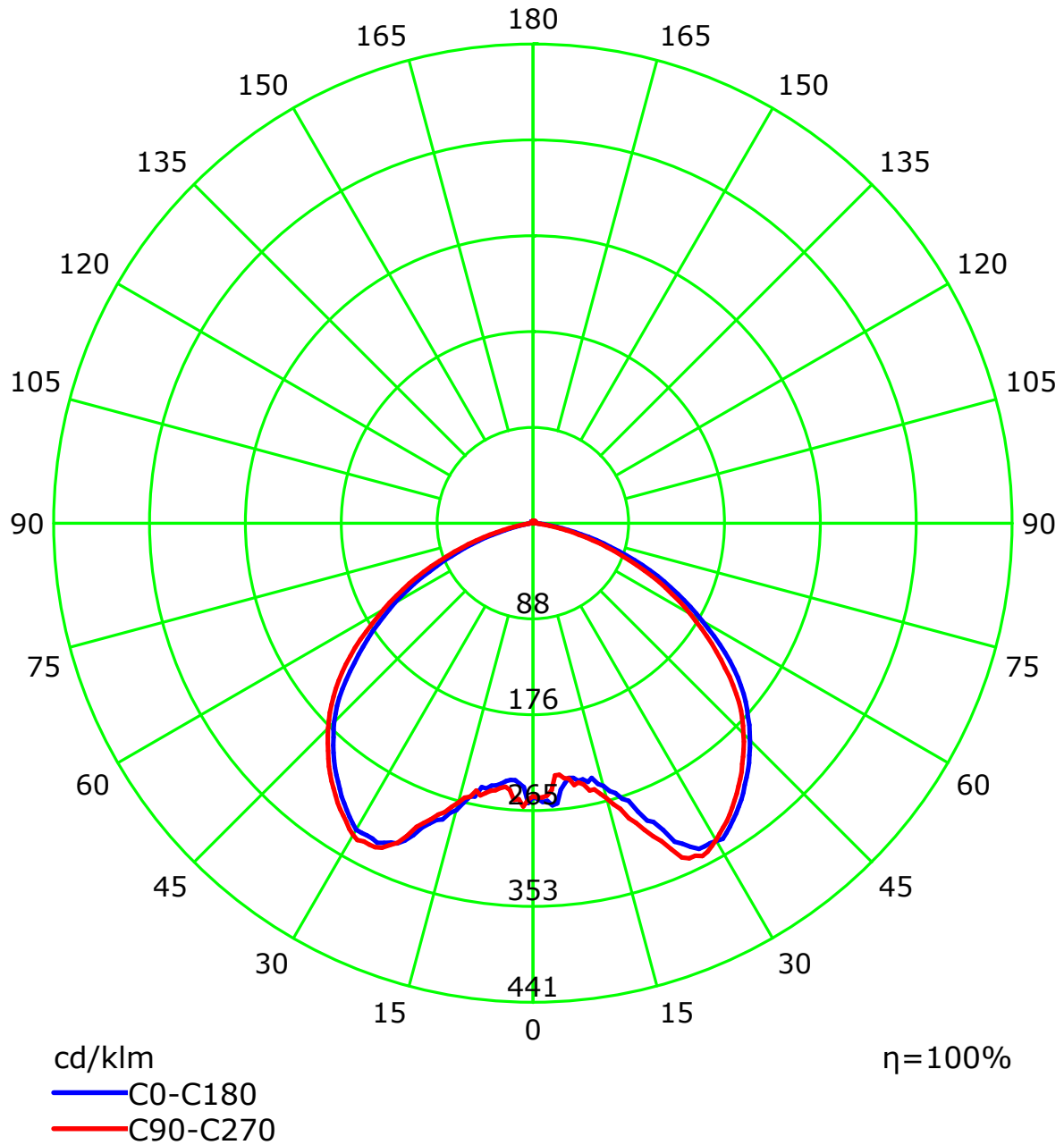
Luminous Intensity Distribution Curve



C Plane (°):0.0-360.0: 45.0
Test Lab:
Test Type: TYPE C
Temperature:
Operator:

Gamma Plane (°):0.0-180.0:1.0
Test Device: GPM-1800B
Distance: 8.200 m
Humidity:
Inspector:

Luminous Intensity Distribution Curve(cd/klm)



C Plane (°):0.0-360.0: 45.0

Test Lab:

Test Type: TYPE C

Temperature:

Operator:

Gamma Plane (°):0.0-180.0:1.0

Test Device: GPM-1800B

Distance: 8.200 m

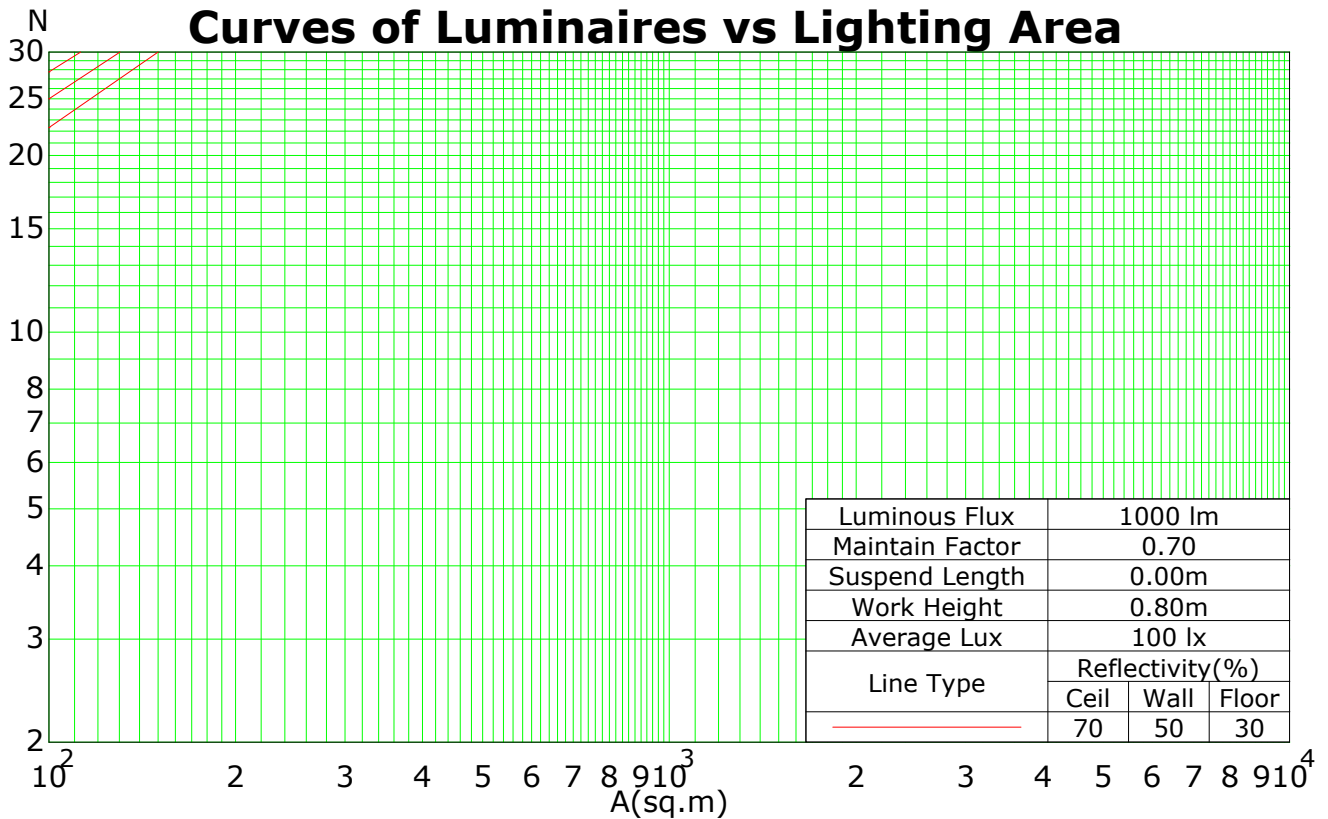
Humidity:

Inspector:

Coefficients Of Utilization - Zonal Cavity Method

RC	0.8	0.8	0.8	0.8	0.7	0.7	0.7	0.7	0.5	0.5	0.5	0.3	0.3	0.3	0.1	0.1	0.1	0
RW	0.7	0.5	0.3	0.1	0.7	0.5	0.3	0.1	0.5	0.3	0.1	0.5	0.3	0.1	0.5	0.3	0.1	0
RCCR	RF = 0.2																	
0	119	119	119	119	116	116	116	116	111	111	111	106	106	106	101	101	101	99
1	109	105	101	97	106	102	99	95	98	95	92	94	91	89	90	88	86	84
2	99	91	85	79	97	89	83	78	86	81	76	82	78	74	79	76	73	70
3	91	80	72	66	88	79	71	65	75	69	64	73	67	63	70	65	61	59
4	83	71	62	55	80	69	61	55	67	60	54	64	58	53	62	57	52	50
5	76	63	54	47	74	62	53	47	60	52	46	57	51	46	56	50	45	43
6	70	56	47	41	68	55	47	41	54	46	40	52	45	40	50	44	39	37
7	65	51	42	36	63	50	42	36	48	41	35	47	40	35	45	39	35	33
8	60	46	38	32	58	45	37	32	44	37	31	43	36	31	41	35	31	29
9	56	42	34	28	54	42	34	28	40	33	28	39	33	28	38	32	28	26
10	52	39	31	25	51	38	31	25	37	30	25	36	30	25	35	29	25	23

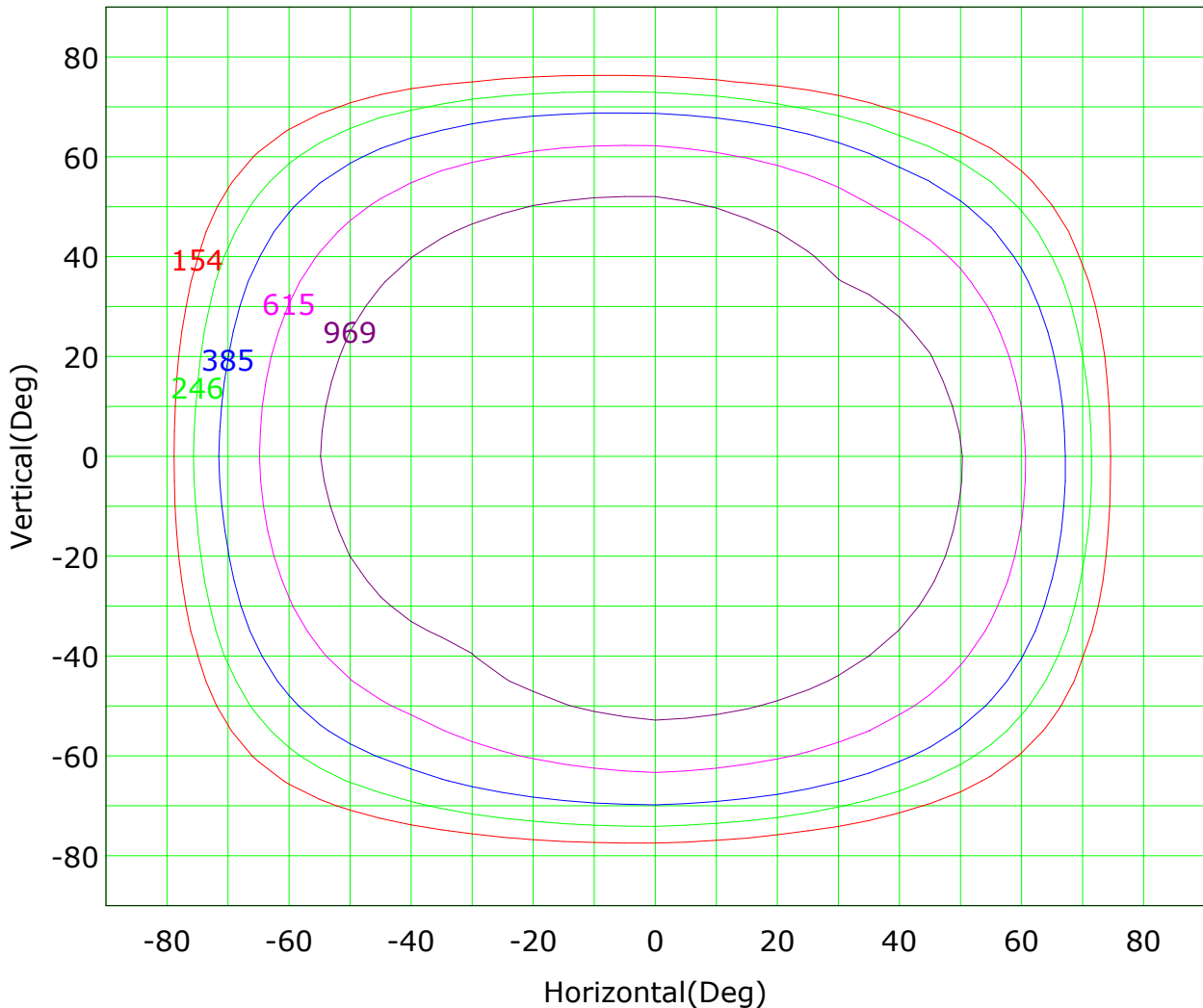
Spacing Criteria (0-180): 1.73
 Spacing Criteria (90-270): 1.73
 Spacing Criteria (Diagonal): 1.64



C Plane (°):0.0-360.0: 45.0
 Test Lab:
 Test Type: TYPE C
 Temperature:
 Operator:

Gamma Plane (°):0.0-180.0:1.0
 Test Device: GPM-1800B
 Distance: 8.200 m
 Humidity:
 Inspector:

Isocandela (rectangle)



Imax (100%): 1538 cd

— (10%): 154 cd	— (16%): 246 cd
— (25%): 385 cd	— (40%): 615 cd
— (63%): 969 cd	— (100%): 1538 cd

C Plane (°):0.0-360.0: 45.0

Test Lab:

Test Type: TYPE C

Temperature:

Operator:

Gamma Plane (°):0.0-180.0:1.0

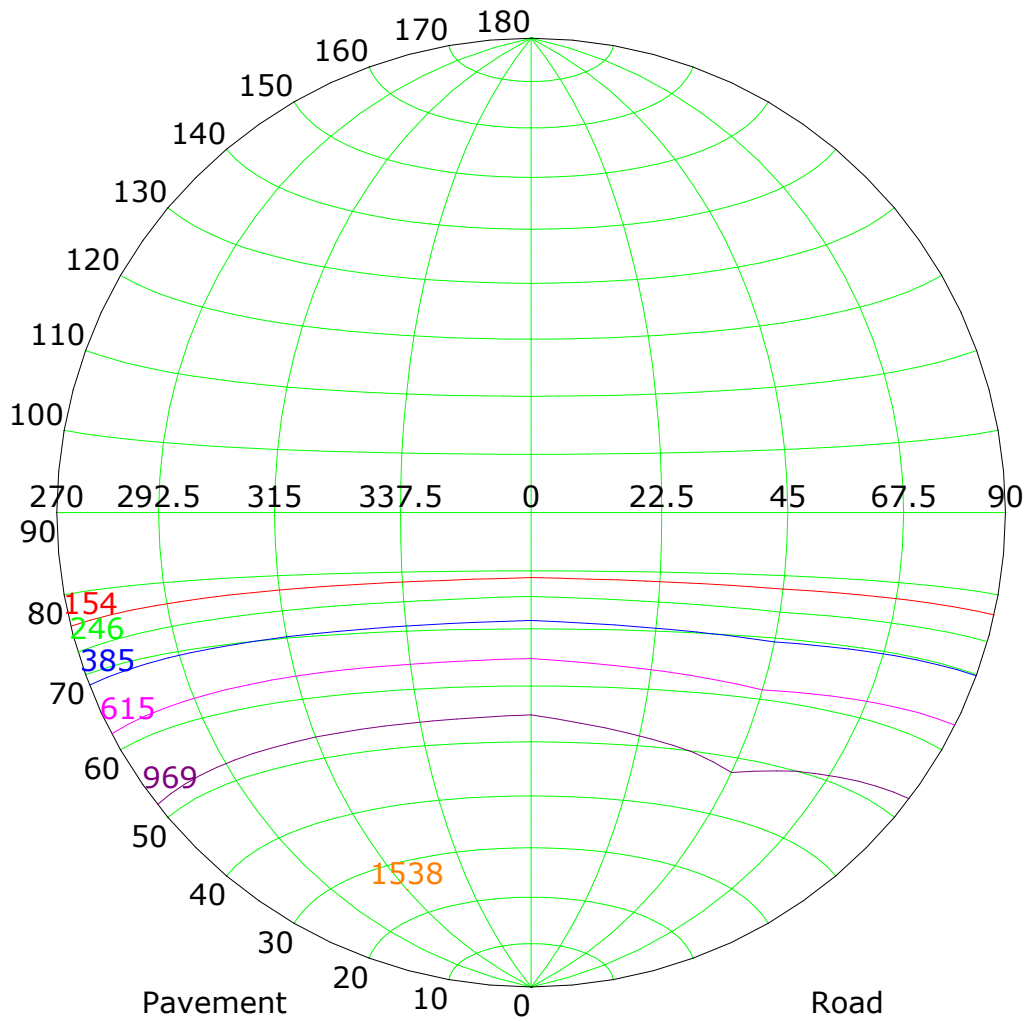
Test Device: GPM-1800B

Distance: 8.200 m

Humidity:

Inspector:

Isocandela (sphere)



Imax (100%): 1538 cd

— (10%): 154 cd	— (16%): 246 cd
— (25%): 385 cd	— (40%): 615 cd
— (63%): 969 cd	— (100%): 1538 cd

C Plane (°):0.0-360.0: 45.0

Test Lab:

Test Type: TYPE C

Temperature:

Operator:

Gamma Plane (°):0.0-180.0:1.0

Test Device: GPM-1800B

Distance: 8.200 m

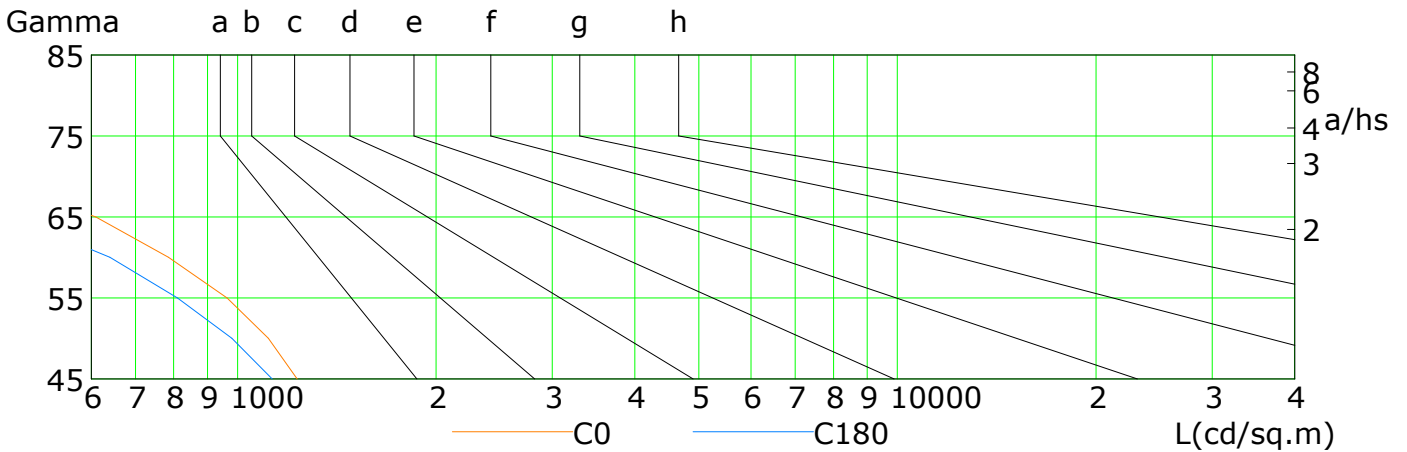
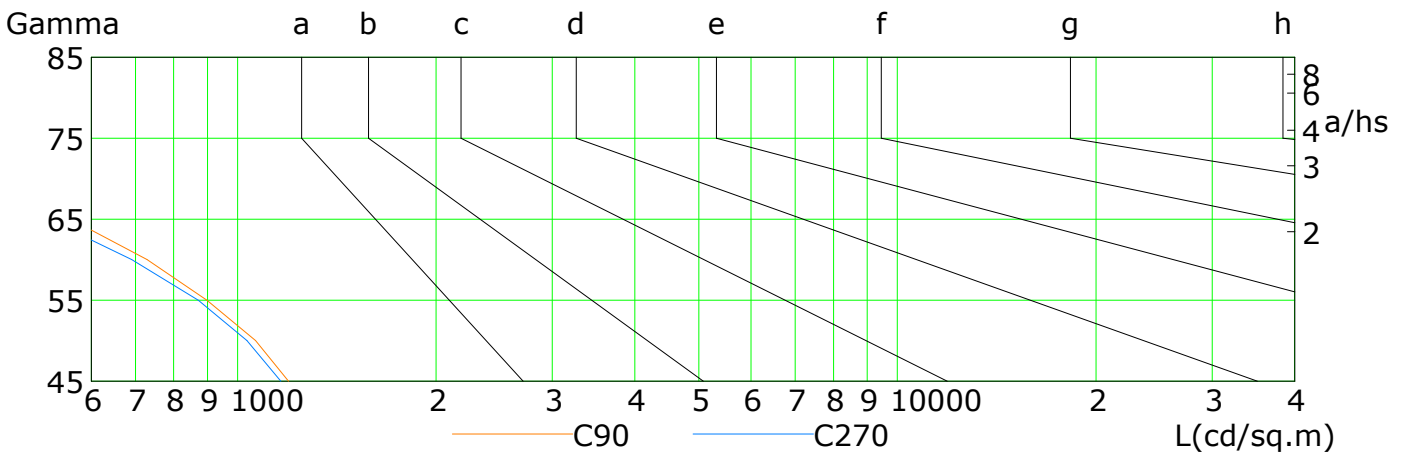
Humidity:

Inspector:

Lum Limit Curve

Dazzle	Quality	Illuminance (lx)							
		2000	1000	500	<=300				
1.15	A	2000	1000	500	<=300				
1.50	B		2000	1000	500	<=300			
1.85	C			2000	1000	500	<=300		
2.20	D				2000	1000	500	<=300	
2.55	E					2000	1000	500	<=300

a b c d e f g h



L(cd/sq.m)	G45	G50	G55	G60	G65	G70	G75	G80	G85
C0	1231	1114	965	786	610	435	264	120	33
C90	1194	1065	899	729	559	380	220	89	20
C180	1128	980	811	640	459	291	142	43	8
C270	1163	1033	872	691	517	336	180	62	11

C Plane (°):0.0-360.0: 45.0

Test Lab:

Test Type: TYPE C

Temperature:

Operator:

Gamma Plane (°):0.0-180.0:1.0

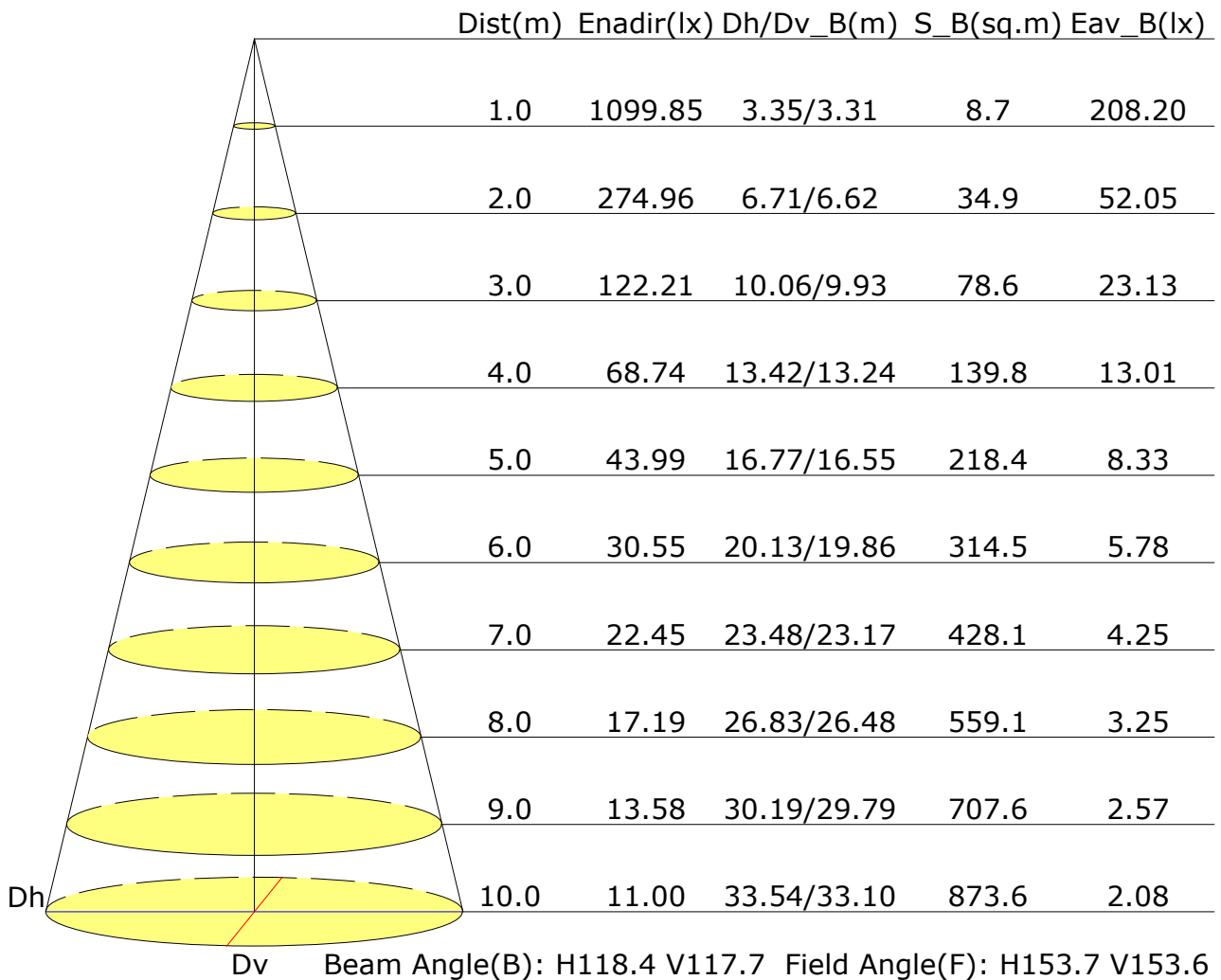
Test Device: GPM-1800B

Distance: 8.200 m

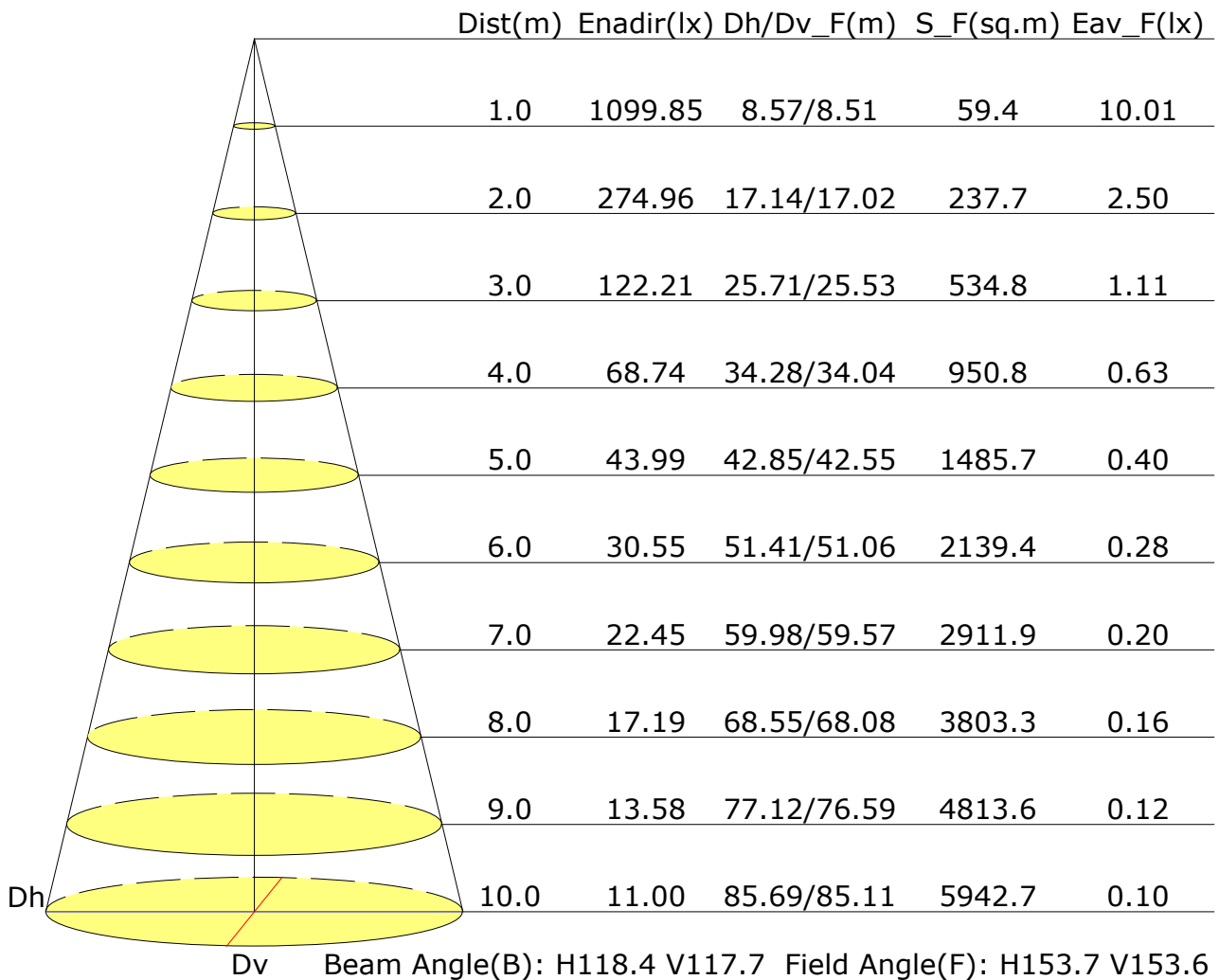
Humidity:

Inspector:

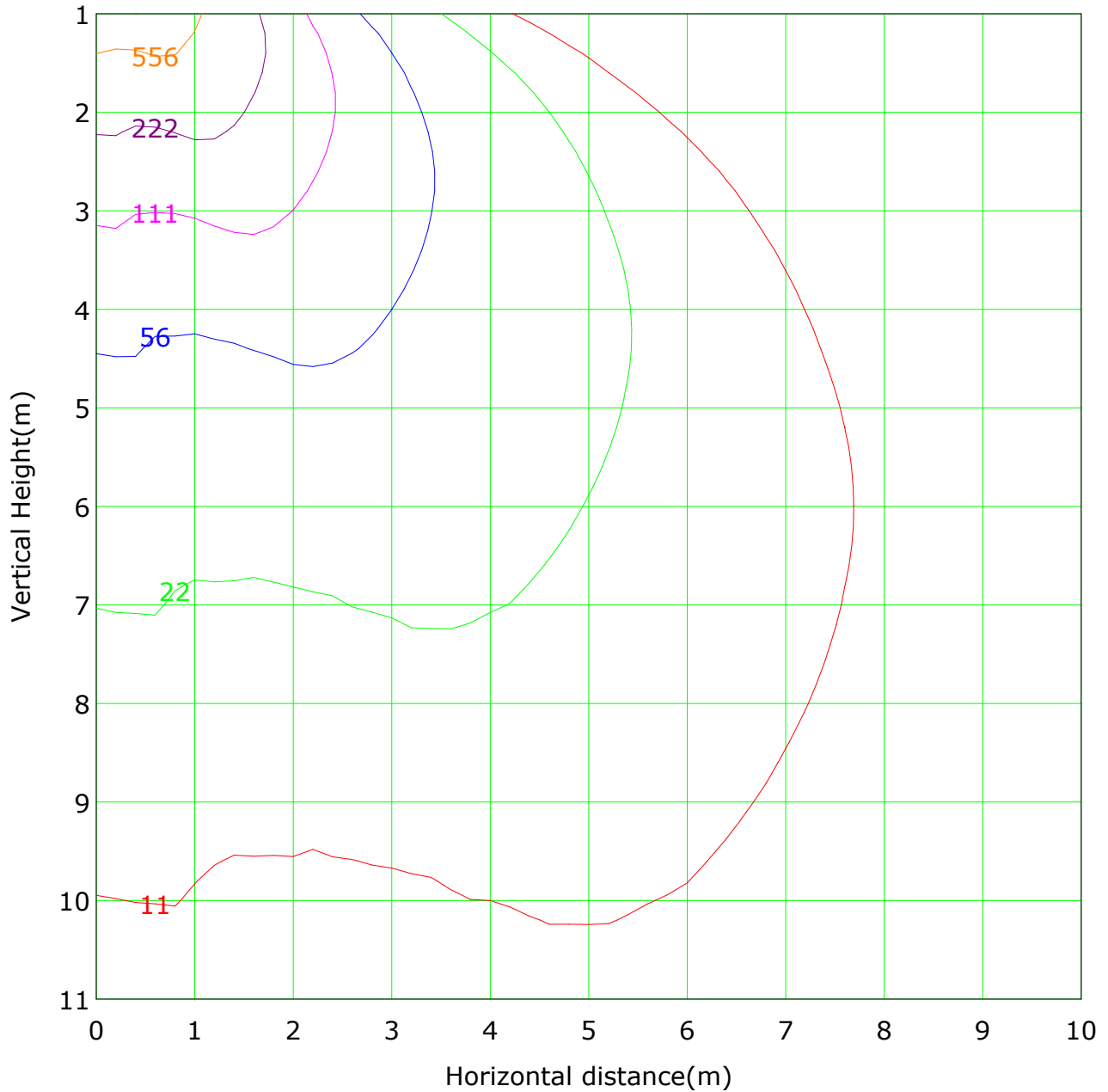
Illuminance at a Distance(Beam Angle)



Illuminance at a Distance(Field Angle)



Vertical IsoLux Plot



Lowest(m): 1.0m Highest(m): 11.0m Max Lux: 1111.8 lx

— (1%): 11.1 lx	— (2%): 22.2 lx
— (5%): 55.6 lx	— (10%): 111.2 lx
— (20%): 222.4 lx	— (50%): 555.9 lx
— (100%): 1111.8 lx	

C Plane (°):0.0-360.0: 45.0
Test Lab:
Test Type: TYPE C
Temperature:
Operator:

Gamma Plane (°):0.0-180.0:1.0
Test Device: GPM-1800B
Distance: 8.200 m
Humidity:
Inspector:

UGR Table

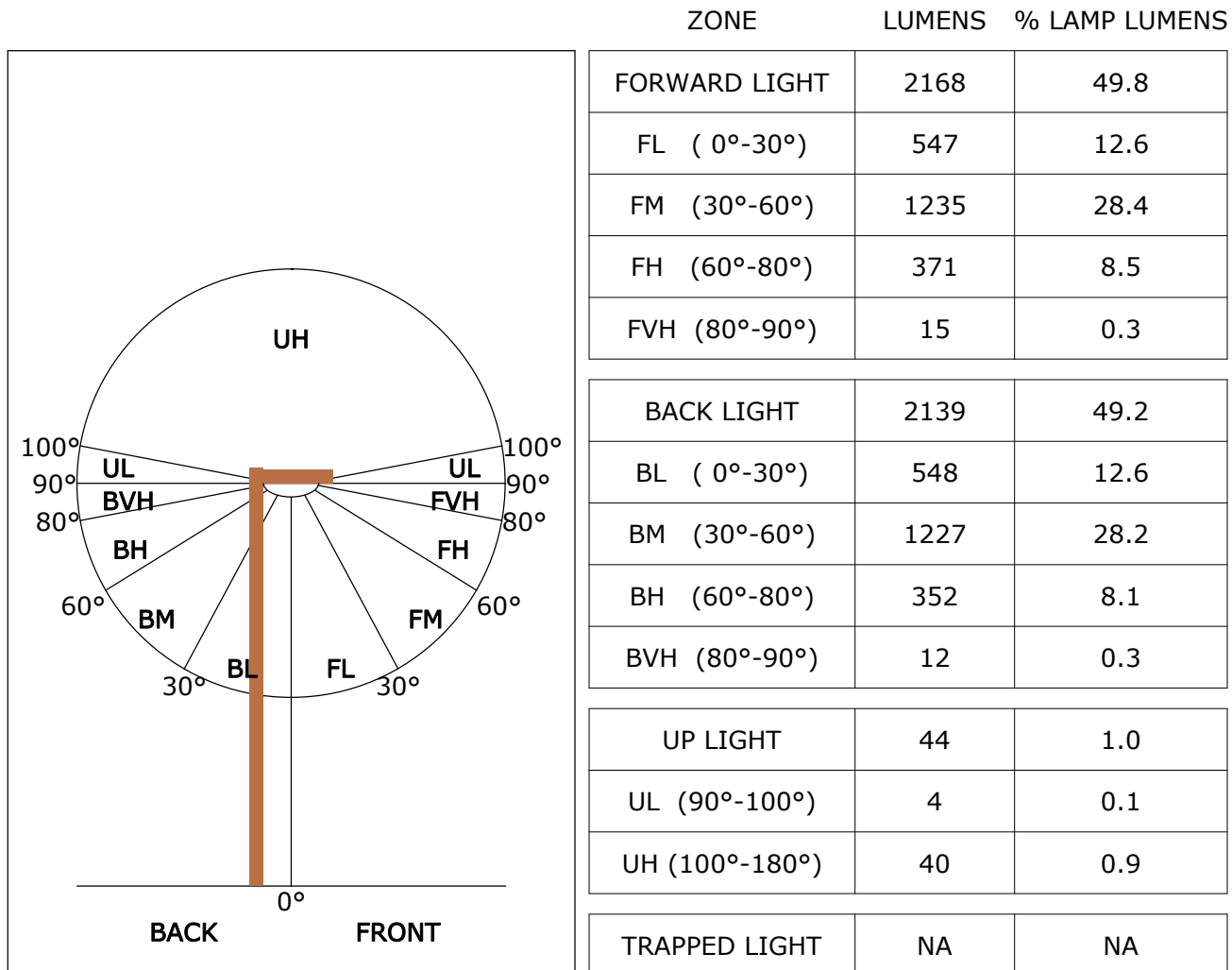
Reflectance:										
Ceiling (cavity)	0.7	0.7	0.5	0.5	0.3	0.7	0.7	0.5	0.5	0.3
Wall	0.5	0.3	0.5	0.3	0.3	0.5	0.3	0.5	0.3	0.3
Reference plane	0.2	0.2	0.2	0.2	0.2	0.2	0.2	0.2	0.2	0.2
Room dimensions	Viewed crosswise					Viewed endwise				
X=2H Y=2H	-1.\$	-1.\$	-1.\$	-1.\$	-1.\$	-1.\$	-1.\$	-1.\$	-1.\$	-1.\$
3H	-1.\$	-1.\$	-1.\$	-1.\$	-1.\$	-1.\$	-1.\$	-1.\$	-1.\$	-1.\$
4H	-1.\$	-1.\$	-1.\$	-1.\$	-1.\$	-1.\$	-1.\$	-1.\$	-1.\$	-1.\$
6H	-1.\$	-1.\$	-1.\$	-1.\$	-1.\$	-1.\$	-1.\$	-1.\$	-1.\$	-1.\$
8H	-1.\$	-1.\$	-1.\$	-1.\$	-1.\$	-1.\$	-1.\$	-1.\$	-1.\$	-1.\$
12H	-1.\$	-1.\$	-1.\$	-1.\$	-1.\$	-1.\$	-1.\$	-1.\$	-1.\$	-1.\$
X=4H Y=2H	-1.\$	-1.\$	-1.\$	-1.\$	-1.\$	-1.\$	-1.\$	-1.\$	-1.\$	-1.\$
3H	-1.\$	-1.\$	-1.\$	-1.\$	-1.\$	-1.\$	-1.\$	-1.\$	-1.\$	-1.\$
4H	-1.\$	-1.\$	-1.\$	-1.\$	-1.\$	-1.\$	-1.\$	-1.\$	-1.\$	-1.\$
6H	-1.\$	-1.\$	-1.\$	-1.\$	-1.\$	-1.\$	-1.\$	-1.\$	-1.\$	-1.\$
8H	-1.\$	-1.\$	-1.\$	-1.\$	-1.\$	-1.\$	-1.\$	-1.\$	-1.\$	-1.\$
12H	-1.\$	-1.\$	-1.\$	-1.\$	-1.\$	-1.\$	-1.\$	-1.\$	-1.\$	-1.\$
X=8H Y=4H	-1.\$	-1.\$	-1.\$	-1.\$	-1.\$	-1.\$	-1.\$	-1.\$	-1.\$	-1.\$
6H	-1.\$	-1.\$	-1.\$	-1.\$	-1.\$	-1.\$	-1.\$	-1.\$	-1.\$	-1.\$
8H	-1.\$	-1.\$	-1.\$	-1.\$	-1.\$	-1.\$	-1.\$	-1.\$	-1.\$	-1.\$
12H	-1.\$	-1.\$	-1.\$	-1.\$	-1.\$	-1.\$	-1.\$	-1.\$	-1.\$	-1.\$
X=12H Y=4H	-1.\$	-1.\$	-1.\$	-1.\$	-1.\$	-1.\$	-1.\$	-1.\$	-1.\$	-1.\$
6H	-1.\$	-1.\$	-1.\$	-1.\$	-1.\$	-1.\$	-1.\$	-1.\$	-1.\$	-1.\$
8H	-1.\$	-1.\$	-1.\$	-1.\$	-1.\$	-1.\$	-1.\$	-1.\$	-1.\$	-1.\$
Variations with the observer position at spacings:										
S=1.0H	-1.\$/-1.\$					-1.\$/-1.\$				
S=1.5H	-1.\$/-1.\$					-1.\$/-1.\$				
S=2.0H	-1.\$/-1.\$					-1.\$/-1.\$				

Calculate in accordance with CIE Pub.117. The table is revised with 4351lm ($8\log(F/F_0) = 5.1$).

C Plane (°):0.0-360.0: 45.0
 Test Lab:
 Test Type: TYPE C
 Temperature:
 Operator:

Gamma Plane (°):0.0-180.0:1.0
 Test Device: GPM-1800B
 Distance: 8.200 m
 Humidity:
 Inspector:

FLUX DISTRIBUTION TABLE BASED ON THE IESNA LUMINAIRE CLASSIFICATION SYSTEM



BUG(Backlight,Uplight,Glare) Rating Base On TM-15-07	
Asymmetrical Luminaire Types (Type I,II,III,IV)	B2 U2 G1
Quadrilateral Symmetrical Luminaire Types (Type V,Area Light)	B2 U2 G1

C Plane (°):0.0-360.0: 45.0
 Test Lab:
 Test Type: TYPE C
 Temperature:
 Operator:

Gamma Plane (°):0.0-180.0:1.0
 Test Device: GPM-1800B
 Distance: 8.200 m
 Humidity:
 Inspector:

Utilisation Factor Table(Floor cavity)

Utilisation Factors UF(F)			SHR NOM = 1.75									
Room Reflectance			Room Index(RI)									
Ceiling	Wall	Floor	0.75	1.00	1.25	1.50	2.00	2.50	3.00	4.00	5.00	
0.70	0.50	0.20	NA	0.72	0.79	0.84	0.91	0.96	0.99	1.03	1.05	
		0.30	NA	0.65	0.72	0.78	0.86	0.91	0.94	0.99	1.02	
		0.20	NA	0.60	0.67	0.73	0.81	0.87	0.91	0.96	0.99	
0.50	0.50	0.20	NA	0.70	0.76	0.81	0.88	0.92	0.95	0.99	1.01	
		0.30	NA	0.64	0.71	0.76	0.83	0.88	0.91	0.96	0.98	
		0.20	NA	0.59	0.66	0.72	0.79	0.84	0.88	0.93	0.96	
0.30	0.50	0.20	NA	0.68	0.74	0.79	0.85	0.89	0.91	0.95	0.97	
		0.30	NA	0.63	0.69	0.74	0.81	0.85	0.88	0.92	0.95	
		0.20	NA	0.58	0.65	0.71	0.78	0.82	0.86	0.90	0.93	
0.00	0.00	0.00	NA	0.56	0.63	0.68	0.74	0.79	0.82	0.86	0.88	
Rating:32W Photometrically tested without ceiling board. Multiply UF values by service correction factors Calculate in accordance with CIBSE Technical Memorandum NO.5 1980												

Utilisation Factor Table(Wall)

Utilisation Factors UF(W)			SHR NOM = 1.75									
Room Reflectance			Room Index(RI)									
Ceiling	Wall	Floor	0.75	1.00	1.25	1.50	2.00	2.50	3.00	4.00	5.00	
0.70	0.50	0.20	NA	0.74	0.63	0.54	0.42	0.35	0.30	0.23	0.19	
	0.30		NA	0.64	0.55	0.48	0.38	0.32	0.28	0.22	0.18	
	0.20		NA	0.56	0.49	0.43	0.35	0.30	0.26	0.20	0.17	
0.50	0.50	0.20	NA	0.71	0.60	0.51	0.40	0.37	0.28	0.22	0.17	
	0.30		NA	0.62	0.53	0.46	0.37	0.31	0.26	0.20	0.17	
	0.20		NA	0.55	0.47	0.42	0.34	0.29	0.25	0.19	0.16	
0.30	0.50	0.20	NA	0.68	0.57	0.49	0.38	0.31	0.27	0.20	0.17	
	0.30		NA	0.60	0.51	0.44	0.35	0.29	0.25	0.19	0.16	
	0.20		NA	0.54	0.46	0.41	0.33	0.28	0.24	0.19	0.15	
0.00	0.00	0.00	0.99	0.43	0.37	0.32	0.25	0.21	0.18	0.13	0.11	
Rating:32W Photometrically tested without ceiling board. Multiply UF values by service correction factors Calculate in accordance with CIBSE Technical Memorandum NO.5 1980												

Utilisation Factor Table(Ceiling cavity)

Utilisation Factors UF(C)			SHR NOM = 1.75									
Room Reflectance			Room Index(RI)									
Ceiling	Wall	Floor	0.75	1.00	1.25	1.50	2.00	2.50	3.00	4.00	5.00	
0.70	0.50	0.20	NA	0.18	0.19	0.19	0.20	0.21	0.21	0.22	0.22	
	0.30		NA	0.12	0.13	0.14	0.16	0.17	0.18	0.19	0.20	
	0.20		NA	0.08	0.09	0.10	0.13	0.14	0.15	0.17	0.18	
0.50	0.50	0.20	NA	0.17	0.18	0.19	0.20	0.20	0.21	0.21	0.21	
	0.30		NA	0.12	0.13	0.14	0.16	0.17	0.18	0.19	0.19	
	0.20		NA	0.07	0.09	0.10	0.12	0.14	0.15	0.17	0.18	
0.30	0.50	0.20	NA	0.17	0.17	0.18	0.19	0.19	0.20	0.20	0.21	
	0.30		NA	0.11	0.13	0.14	0.15	0.16	0.17	0.18	0.19	
	0.20		NA	0.07	0.09	0.10	0.12	0.13	0.15	0.16	0.17	
0.00	0.00	0.00	0.01	0.01	0.01	0.01	0.01	0.01	0.01	0.01	0.01	
<p>Rating:32W Photometrically tested without ceiling board. Multiply UF values by service correction factors Calculate in accordance with CIBSE Technical Memorandum NO.5 1980</p>												