



Report No.:

Test Time: 2019-10-15 11:08

Luminaire Property

Luminaire Manufacturer: MFR.: ASD Lighting Corp

Voltage: 276.8 V

Current: 0.3403 A

Power: 91.06 W

Power Factor: 0.966

Photometric Results

IES Classification: Type I

Total Rated Lamp Lumens: 12203.8 lm

Efficiency: 100%

Upward Ratio: 1%

Central Intensity: 4674.08 cd

Pos of Max. Intensity: H270 V8

Longitudinal Classification: Very Short


Measurement Flux: 12203.8 lm

Downward Ratio: 99%

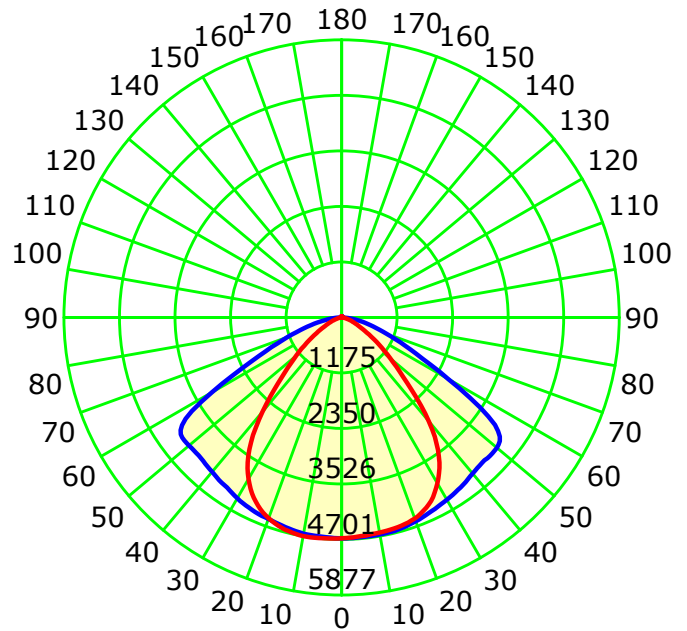
Luminaire Efficacy Rating (LER): 134.02

Max. Intensity: 4701.86 cd

Picture Of Luminaire



Luminous Intensity Distribution Curve



Unit: cd

Average Diffuse Angle(50%): 104.3°

— C0-C180 — C90-C270

C Plane (°):0.0-360.0: 22.5

Test Lab:

Test Type: TYPE C

Temperature: 27.3 °C

Operator:

Gamma Plane (°):0.0-180.0:1.0

Test Device: GPM-3000

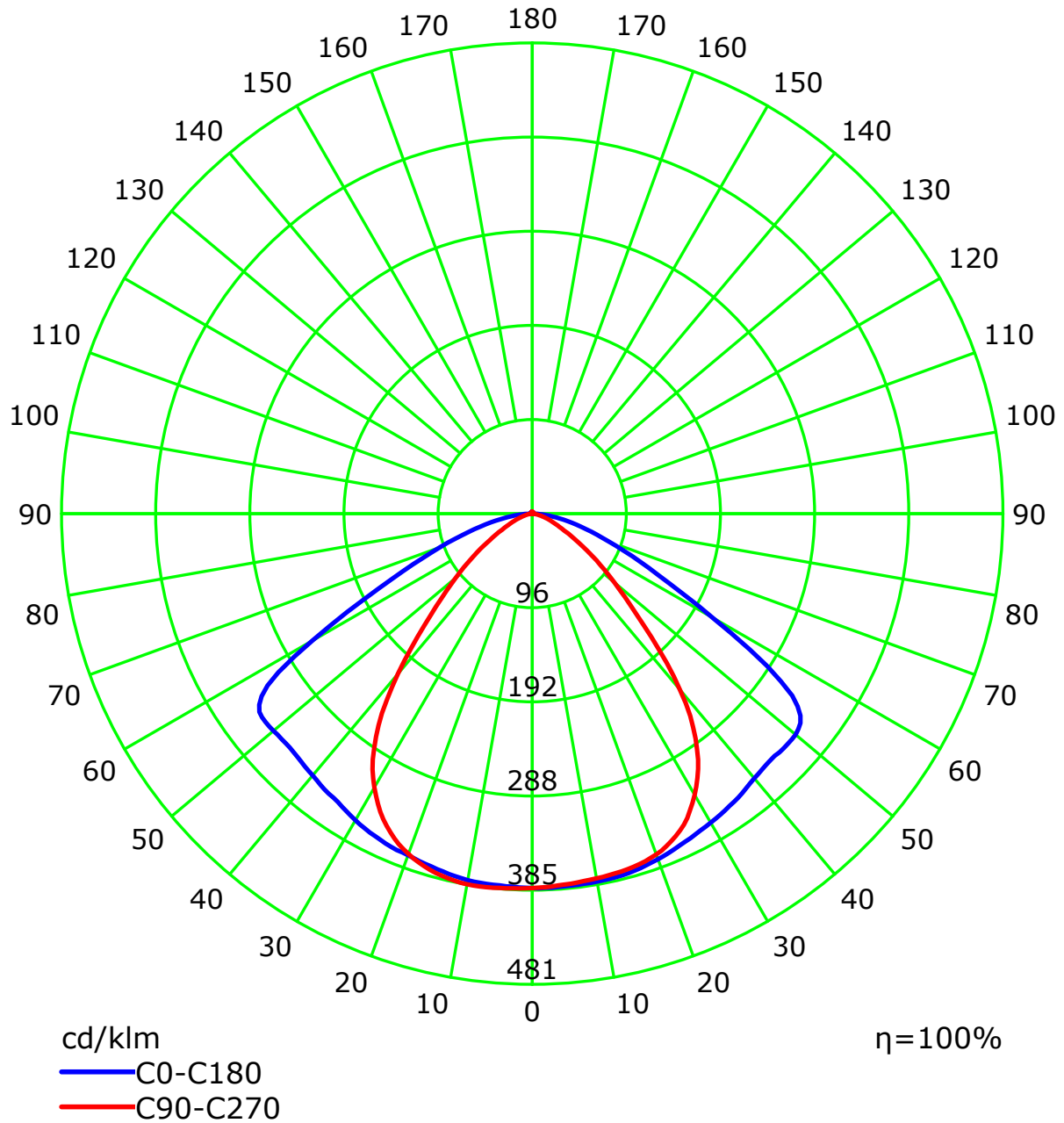
Distance: 14.040 m [K=1.0000]

Humidity:

Inspector:



Luminous Intensity Distribution Curve(cd/klm)

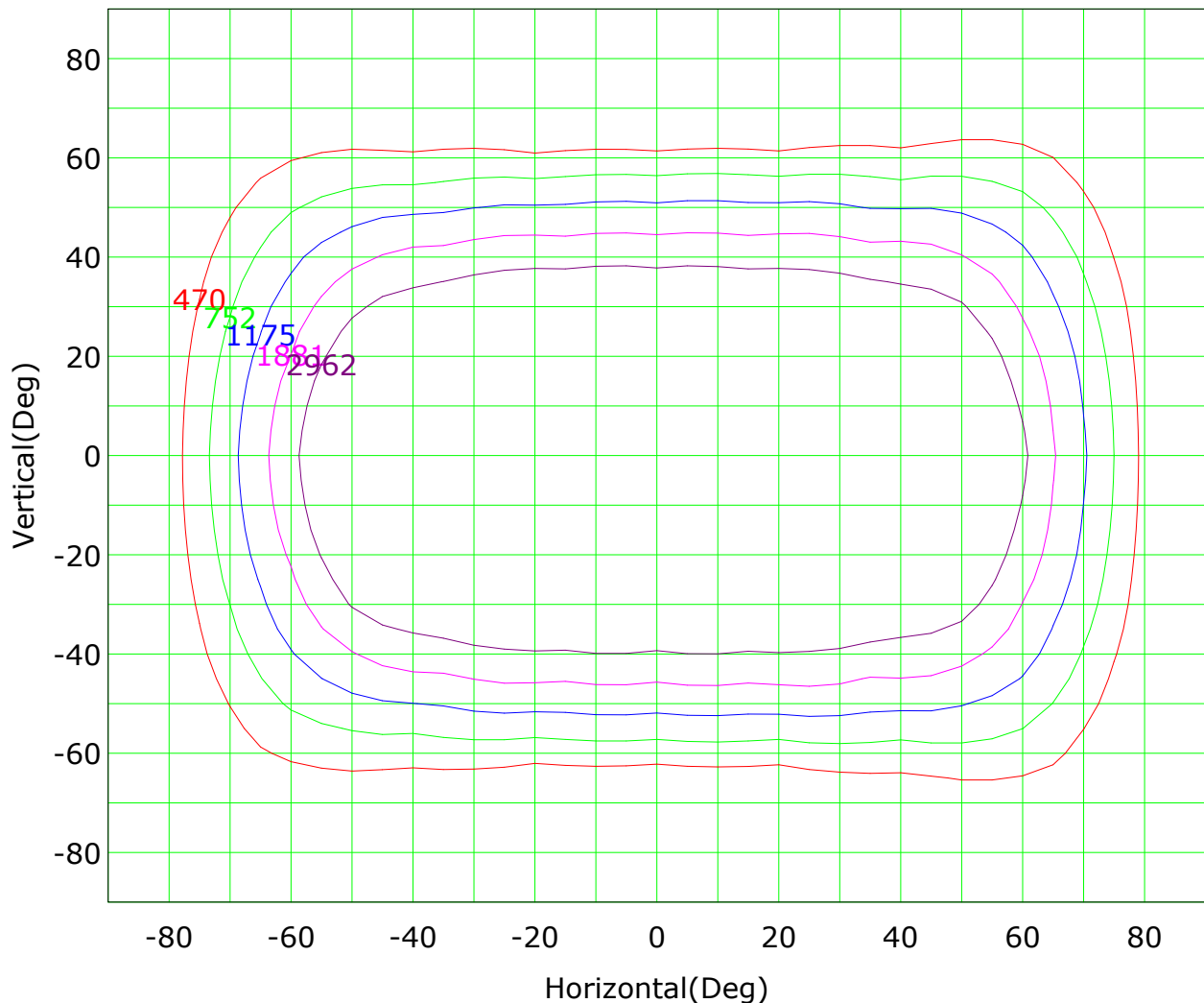


C Plane (°):0.0-360.0: 22.5
Test Lab:
Test Type: TYPE C
Temperature: 27.3 'C
Operator:

Gamma Plane (°):0.0-180.0:1.0
Test Device: GPM-3000
Distance: 14.040 m [K=1.0000]
Humidity:
Inspector:



Isocandela (rectangle)



Imax (100%): 4702 cd

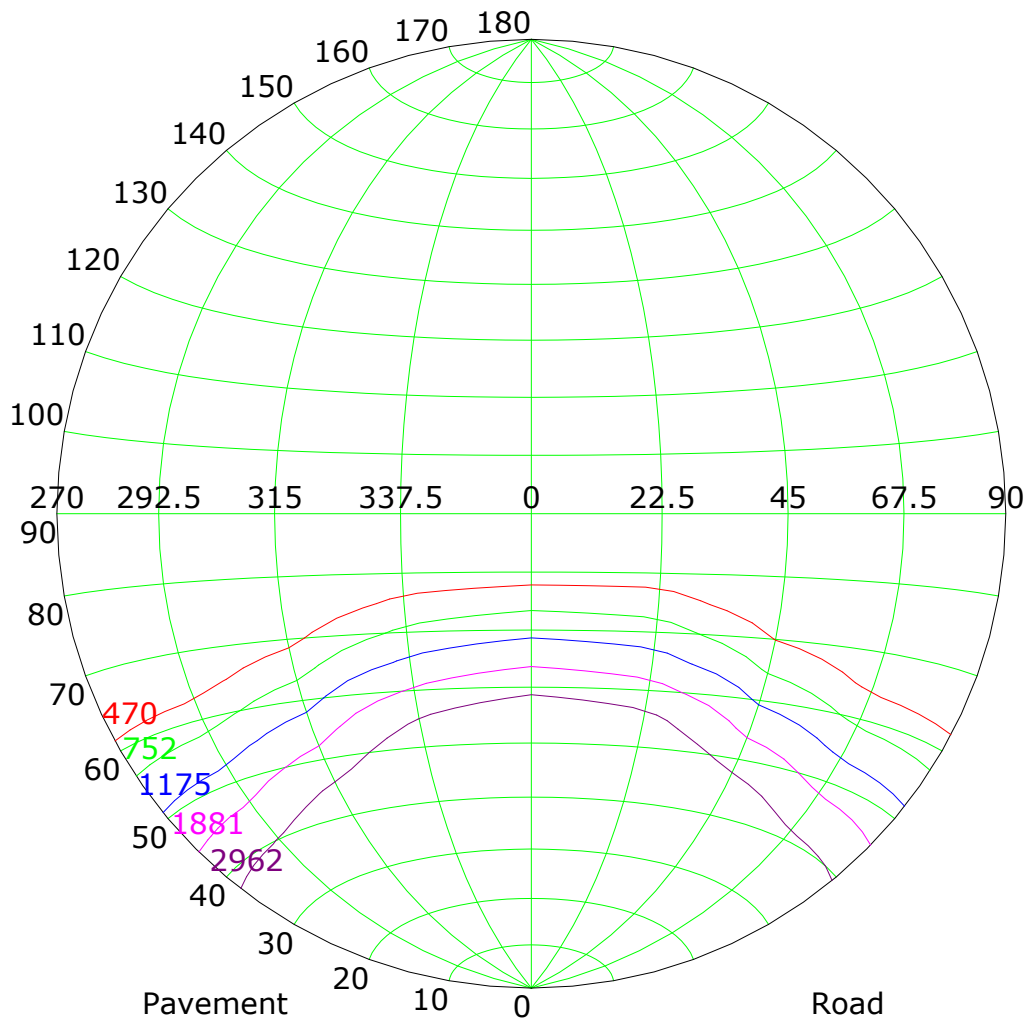
- | | |
|-------------------|-------------------|
| — (10%): 470 cd | — (16%): 752 cd |
| — (25%): 1175 cd | — (40%): 1881 cd |
| — (63%): 2962 cd | — (100%): 4702 cd |

C Plane (°):0.0-360.0: 22.5
Test Lab:
Test Type: TYPE C
Temperature: 27.3 'C
Operator:

Gamma Plane (°):0.0-180.0:1.0
Test Device: GPM-3000
Distance: 14.040 m [K=1.0000]
Humidity:
Inspector:



Isocandela (sphere)



Imax (100%): 4702 cd

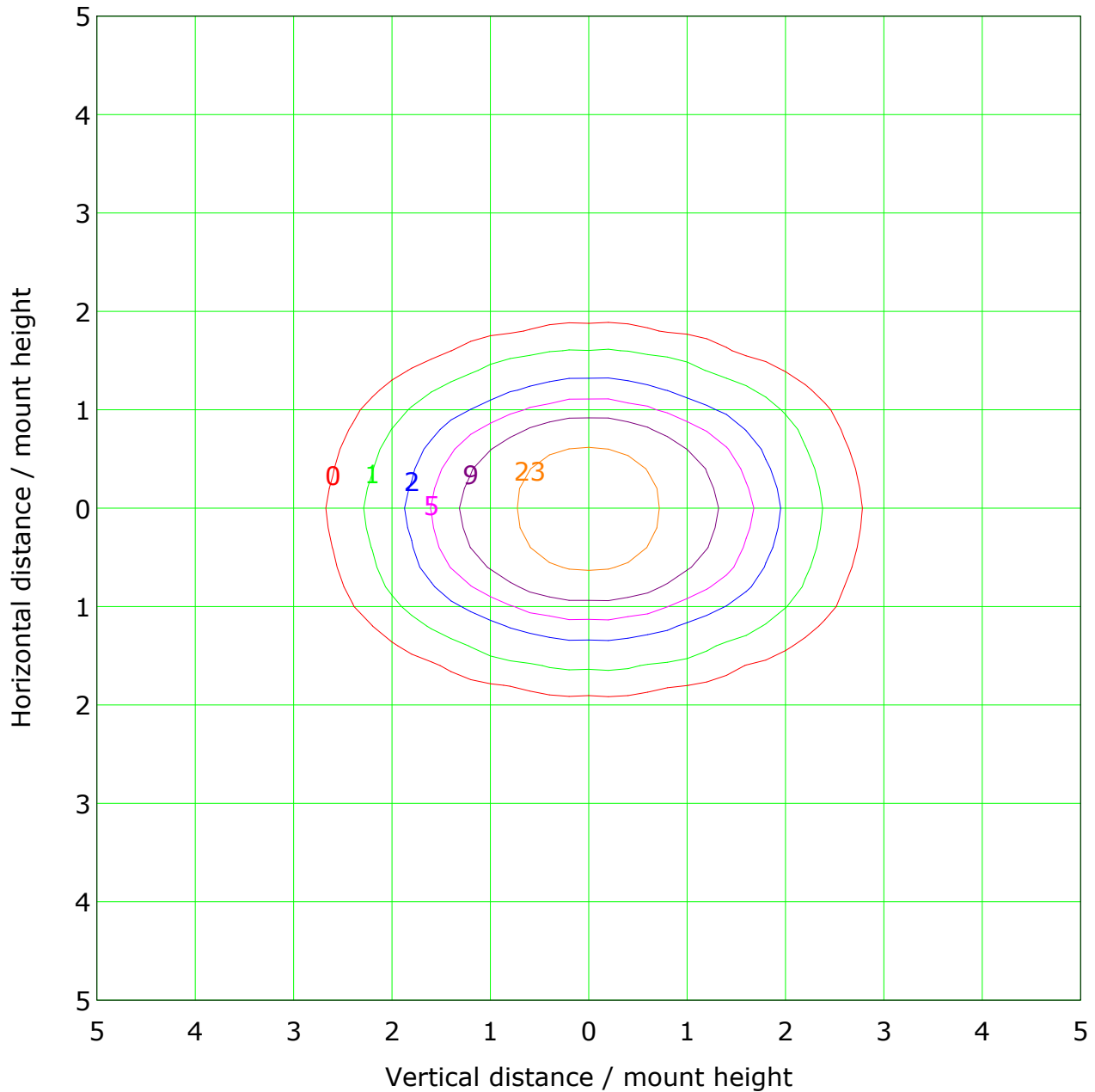
- | | |
|-------------------|-------------------|
| — (10%): 470 cd | — (16%): 752 cd |
| — (25%): 1175 cd | — (40%): 1881 cd |
| — (63%): 2962 cd | — (100%): 4702 cd |

C Plane (°):0.0-360.0: 22.5
Test Lab:
Test Type: TYPE C
Temperature: 27.3 'C
Operator:

Gamma Plane (°):0.0-180.0:1.0
Test Device: GPM-3000
Distance: 14.040 m [K=1.0000]
Humidity:
Inspector:



IsoLux Plot



Mounting Height: 10.0m		Max Lux(100%): 46.8 lx	
— (1%):	0.5 lx	— (2%):	0.9 lx
— (5%):	2.3 lx	— (10%):	4.7 lx
— (20%):	9.4 lx	— (50%):	23.4 lx
— (100%):	46.8 lx		

C Plane (°):0.0-360.0: 22.5
Test Lab:
Test Type: TYPE C
Temperature: 27.3 'C
Operator:

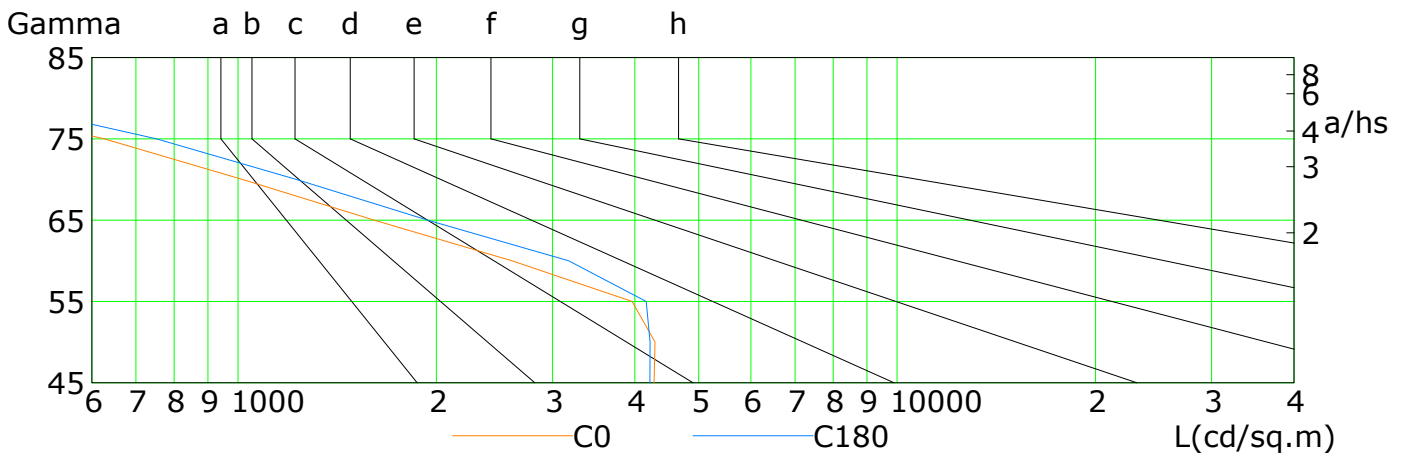
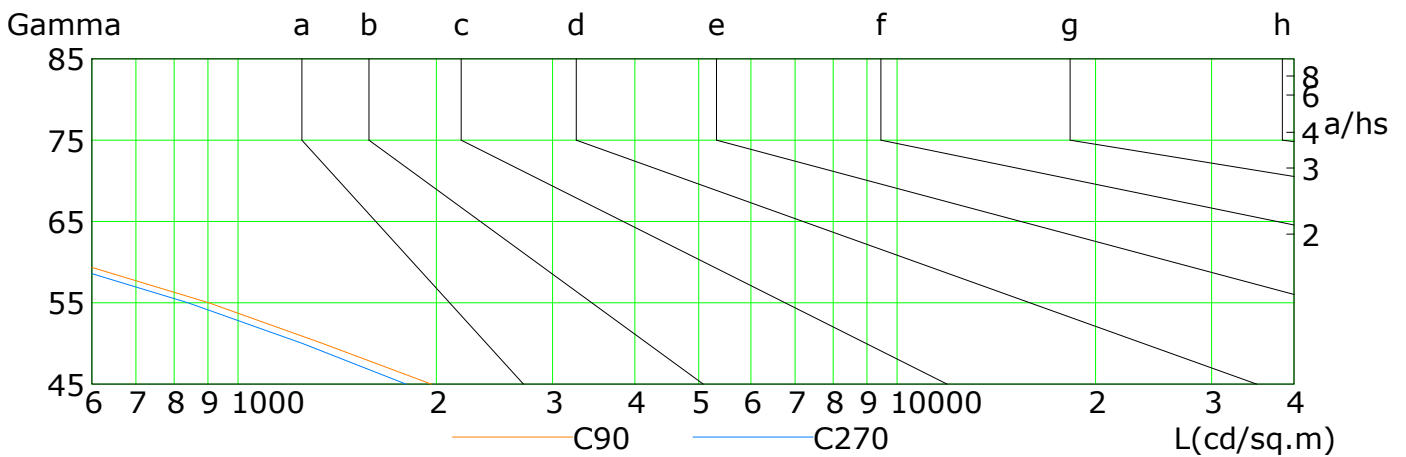
Gamma Plane (°):0.0-180.0:1.0
Test Device: GPM-3000
Distance: 14.040 m [K=1.0000]
Humidity:
Inspector:



Lum Limit Curve

Dazzle	Quality	Illuminance (lx)							
		2000	1000	500	<=300				
1.15	A	2000	1000	500	<=300				
1.50	B		2000	1000	500	<=300			
1.85	C			2000	1000	500	<=300		
2.20	D				2000	1000	500	<=300	
2.55	E					2000	1000	500	<=300

a b c d e f g h




L(cd/sq.m)	G45	G50	G55	G60	G65	G70	G75	G80	G85
C0	4278	4292	3963	2605	1609	1016	627	347	136
C90	1965	1343	903	565	352	228	129	65	31
C180	4215	4219	4162	3176	1940	1227	752	402	170
C270	1798	1252	840	526	324	206	108	61	33

C Plane (°):0.0-360.0: 22.5
Test Lab:
Test Type: TYPE C
Temperature: 27.3 'C
Operator:

Gamma Plane (°):0.0-180.0:1.0
Test Device: GPM-3000
Distance: 14.040 m [K=1.0000]
Humidity:
Inspector:



Illuminance at a Distance

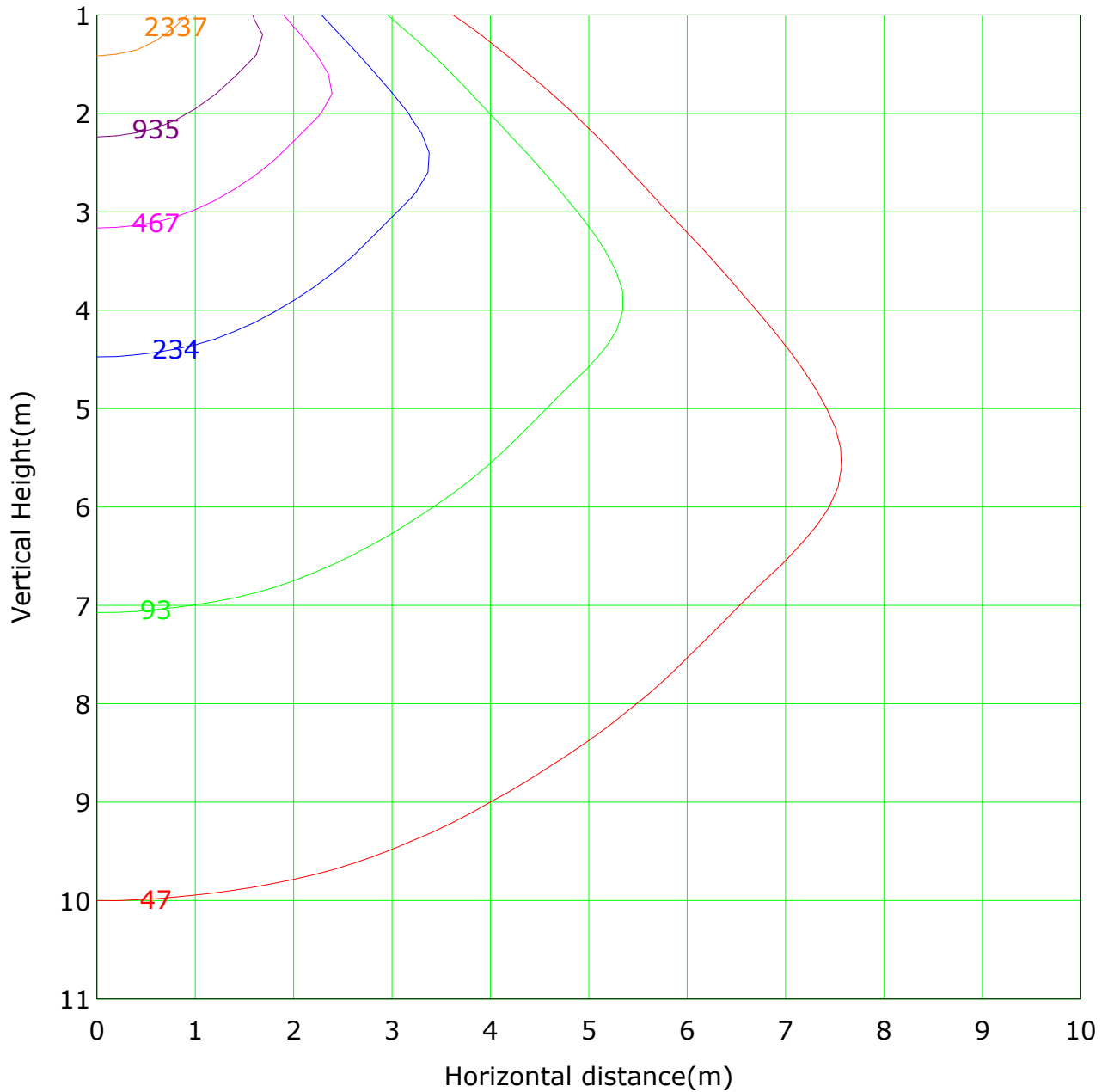


C Plane (°):0.0-360.0: 22.5
 Test Lab:
 Test Type: TYPE C
 Temperature: 27.3 'C
 Operator:

Gamma Plane (°):0.0-180.0:1.0
 Test Device: GPM-3000
 Distance: 14.040 m [K=1.0000]
 Humidity:
 Inspector:



Vertical IsoLux Plot



Lowest(m): 1.0m Highest(m): 11.0m Max Lux: 4674.1 lx
— (1%): 46.7 lx — (2%): 93.5 lx
— (5%): 233.7 lx — (10%): 467.4 lx
— (20%): 934.8 lx — (50%): 2337.0 lx
— (100%): 4674.1 lx

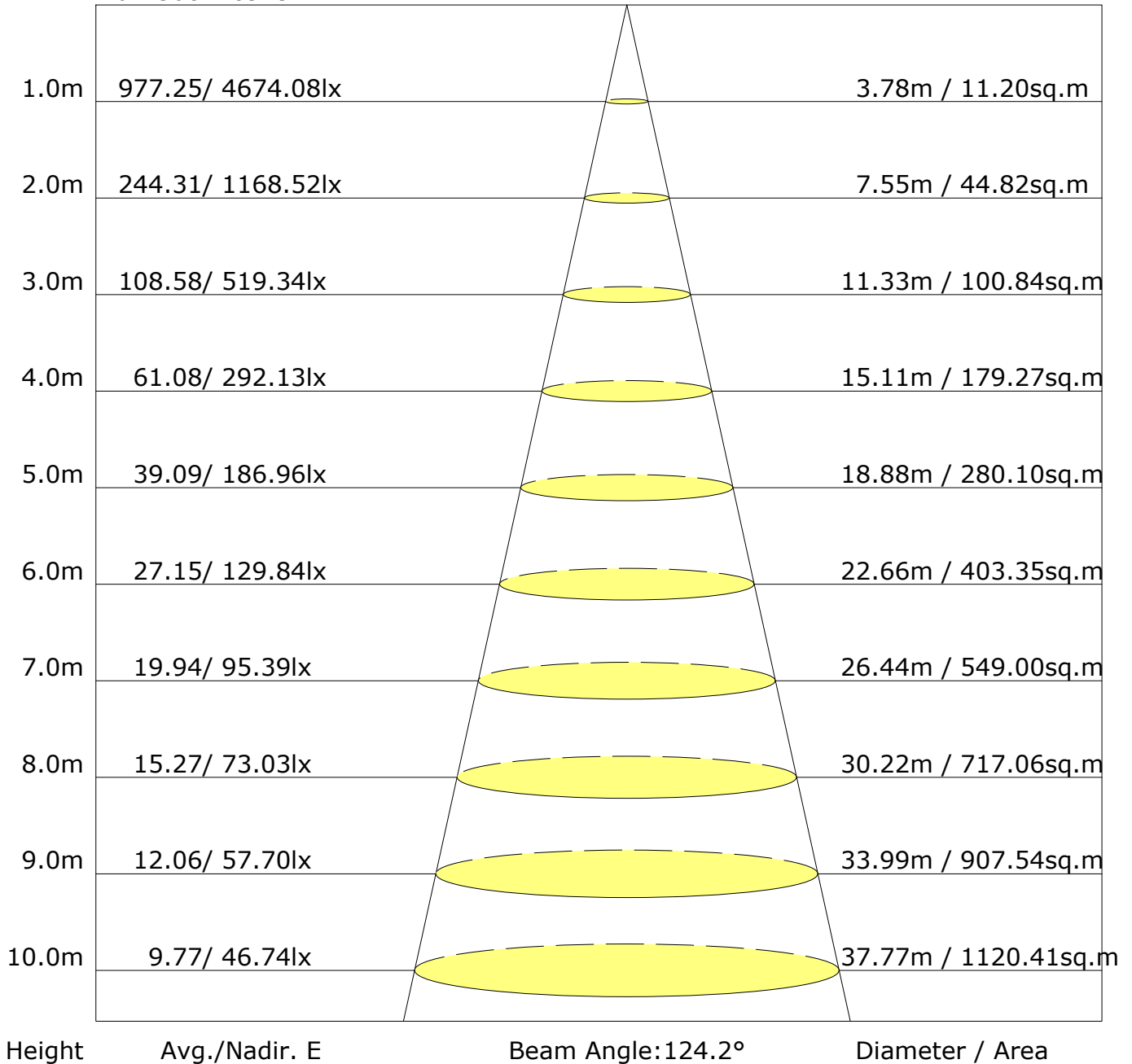
C Plane (°): 0.0-360.0: 22.5
Test Lab:
Test Type: TYPE C
Temperature: 27.3 °C
Operator:

Gamma Plane (°): 0.0-180.0: 1.0
Test Device: GPM-3000
Distance: 14.040 m [K=1.0000]
Humidity:
Inspector:



The Average Illuminance Effective Figure

Flux Out: 10949.22lm



C Plane (°):0.0-360.0: 22.5
 Test Lab:
 Test Type: TYPE C
 Temperature: 27.3 °C
 Operator:

Gamma Plane (°):0.0-180.0:1.0
 Test Device: GPM-3000
 Distance: 14.040 m [K=1.0000]
 Humidity:
 Inspector:



UGR Table

Reflectance:										
Ceiling (cavity)	0.7	0.7	0.5	0.5	0.3	0.7	0.7	0.5	0.5	0.3
Wall	0.5	0.3	0.5	0.3	0.3	0.5	0.3	0.5	0.3	0.3
Reference plane	0.2	0.2	0.2	0.2	0.2	0.2	0.2	0.2	0.2	0.2
Room dimensions	Viewed crosswise					Viewed endwise				
X=2H Y=2H	-1.\$	-1.\$	-1.\$	-1.\$	-1.\$	-1.\$	-1.\$	-1.\$	-1.\$	-1.\$
3H	-1.\$	-1.\$	-1.\$	-1.\$	-1.\$	-1.\$	-1.\$	-1.\$	-1.\$	-1.\$
4H	-1.\$	-1.\$	-1.\$	-1.\$	-1.\$	-1.\$	-1.\$	-1.\$	-1.\$	-1.\$
6H	-1.\$	-1.\$	-1.\$	-1.\$	-1.\$	-1.\$	-1.\$	-1.\$	-1.\$	-1.\$
8H	-1.\$	-1.\$	-1.\$	-1.\$	-1.\$	-1.\$	-1.\$	-1.\$	-1.\$	-1.\$
12H	-1.\$	-1.\$	-1.\$	-1.\$	-1.\$	-1.\$	-1.\$	-1.\$	-1.\$	-1.\$
X=4H Y=2H	-1.\$	-1.\$	-1.\$	-1.\$	-1.\$	-1.\$	-1.\$	-1.\$	-1.\$	-1.\$
3H	-1.\$	-1.\$	-1.\$	-1.\$	-1.\$	-1.\$	-1.\$	-1.\$	-1.\$	-1.\$
4H	-1.\$	-1.\$	-1.\$	-1.\$	-1.\$	-1.\$	-1.\$	-1.\$	-1.\$	-1.\$
6H	-1.\$	-1.\$	-1.\$	-1.\$	-1.\$	-1.\$	-1.\$	-1.\$	-1.\$	-1.\$
8H	-1.\$	-1.\$	-1.\$	-1.\$	-1.\$	-1.\$	-1.\$	-1.\$	-1.\$	-1.\$
12H	-1.\$	-1.\$	-1.\$	-1.\$	-1.\$	-1.\$	-1.\$	-1.\$	-1.\$	-1.\$
X=8H Y=4H	-1.\$	-1.\$	-1.\$	-1.\$	-1.\$	-1.\$	-1.\$	-1.\$	-1.\$	-1.\$
6H	-1.\$	-1.\$	-1.\$	-1.\$	-1.\$	-1.\$	-1.\$	-1.\$	-1.\$	-1.\$
8H	-1.\$	-1.\$	-1.\$	-1.\$	-1.\$	-1.\$	-1.\$	-1.\$	-1.\$	-1.\$
12H	-1.\$	-1.\$	-1.\$	-1.\$	-1.\$	-1.\$	-1.\$	-1.\$	-1.\$	-1.\$
X=12H Y=4H	-1.\$	-1.\$	-1.\$	-1.\$	-1.\$	-1.\$	-1.\$	-1.\$	-1.\$	-1.\$
6H	-1.\$	-1.\$	-1.\$	-1.\$	-1.\$	-1.\$	-1.\$	-1.\$	-1.\$	-1.\$
8H	-1.\$	-1.\$	-1.\$	-1.\$	-1.\$	-1.\$	-1.\$	-1.\$	-1.\$	-1.\$
Variations with the observer position at spacings:										
S=1.0H	-1.\$/-1.\$					-1.\$/-1.\$				
S=1.5H	-1.\$/-1.\$					-1.\$/-1.\$				
S=2.0H	-1.\$/-1.\$					-1.\$/-1.\$				

Calculate in accordance with CIE Pub.117. The table is revised with 12204Im ($8\log(F/F_0) = 8.7$).

C Plane (°):0.0-360.0: 22.5
 Test Lab:
 Test Type: TYPE C
 Temperature: 27.3 °C
 Operator:

Gamma Plane (°):0.0-180.0:1.0
 Test Device: GPM-3000
 Distance: 14.040 m [K=1.0000]
 Humidity:
 Inspector:



FLUX DISTRIBUTION TABLE BASED ON THE IESNA LUMINAIRE CLASSIFICATION SYSTEM

	ZONE	LUMENS	% LAMP LUMENS
	FORWARD LIGHT	6167	50.5
	FL (0°-30°)	1911	15.7
	FM (30°-60°)	3514	28.8
	FH (60°-80°)	688	5.6
	FVH (80°-90°)	54	0.4
	BACK LIGHT	5945	48.7
	BL (0°-30°)	1913	15.7
	BM (30°-60°)	3349	27.4
	BH (60°-80°)	635	5.2
	BVH (80°-90°)	48	0.4
	UP LIGHT	92	0.8
	UL (90°-100°)	13	0.1
	UH (100°-180°)	79	0.6
	TRAPPED LIGHT	NA	NA

BUG(Backlight,Uplight,Glare) Rating Base On TM-15-11	
Asymmetrical Luminaire Types (Type I,II,III,IV)	B3 U3 G2
Quadrilateral Symmetrical Luminaire Types (Type V,Area Light)	B3 U3 G1

C Plane (°):0.0-360.0: 22.5
 Test Lab:
 Test Type: TYPE C
 Temperature: 27.3 'C
 Operator:

Gamma Plane (°):0.0-180.0:1.0
 Test Device: GPM-3000
 Distance: 14.040 m [K=1.0000]
 Humidity:
 Inspector:



Candlepower Table

Unit: cd

G\C	C0.0	C22.5	C45.0	C67.5	C90.0	C112.5	C135.0	C157.5	C180.0	C202.5
G0.0	4674.1	4674.1	4674.1	4674.1	4674.1	4674.1	4674.1	4674.1	4674.1	4674.1
G1.0	4678.7	4675.7	4673.9	4670.8	4670.9	4672.5	4670.5	4680.3	4672.5	4678.2
G2.0	4673.9	4673.4	4667.9	4669.4	4666.7	4671.7	4668.5	4676.6	4671.1	4675.9
G3.0	4676.7	4668.6	4667.0	4669.1	4661.0	4671.7	4668.3	4680.2	4664.3	4674.1
G4.0	4672.1	4668.7	4660.9	4664.8	4652.7	4666.5	4664.4	4674.3	4664.3	4671.2
G5.0	4668.8	4663.6	4659.3	4662.1	4648.3	4661.7	4664.0	4670.7	4659.5	4669.3
G6.0	4668.2	4658.6	4658.0	4657.6	4646.1	4659.2	4660.6	4666.6	4659.2	4665.4
G7.0	4668.4	4656.5	4655.4	4655.8	4639.1	4654.9	4658.1	4663.3	4658.1	4662.0
G8.0	4666.3	4648.7	4649.1	4655.6	4631.2	4652.0	4654.0	4658.5	4655.3	4657.4
G9.0	4666.8	4643.1	4649.3	4654.4	4628.6	4650.5	4655.4	4653.1	4652.4	4653.1
G10.0	4664.0	4634.4	4642.4	4649.5	4623.2	4646.2	4649.9	4648.6	4647.8	4648.5
G11.0	4662.7	4627.7	4640.4	4646.3	4620.5	4641.4	4642.1	4638.3	4636.8	4644.2
G12.0	4661.1	4624.1	4635.2	4646.6	4613.7	4636.5	4638.2	4628.2	4628.8	4639.2
G13.0	4657.1	4620.6	4630.6	4641.6	4608.7	4632.1	4629.4	4619.5	4618.6	4632.5
G14.0	4654.0	4613.1	4622.6	4637.7	4603.8	4629.7	4629.6	4614.1	4605.3	4628.4
G15.0	4646.8	4606.0	4616.9	4635.5	4596.8	4619.3	4621.3	4605.1	4595.9	4619.1
G16.0	4637.5	4597.6	4612.1	4628.5	4588.2	4616.6	4617.0	4598.9	4582.6	4608.3
G17.0	4627.8	4586.6	4604.8	4618.3	4576.0	4609.1	4610.2	4591.0	4573.0	4603.9
G18.0	4613.8	4581.8	4601.0	4608.6	4564.4	4600.4	4605.4	4586.3	4562.5	4601.2
G19.0	4601.9	4578.1	4595.5	4592.5	4544.9	4586.6	4598.9	4578.4	4548.7	4590.4
G20.0	4592.1	4567.8	4587.7	4576.7	4529.1	4570.4	4594.1	4564.1	4538.6	4585.0
G21.0	4579.5	4556.8	4579.8	4561.5	4507.1	4550.9	4586.5	4553.2	4530.4	4577.7
G22.0	4565.9	4548.8	4572.7	4541.8	4476.0	4532.0	4578.1	4540.5	4528.1	4569.4
G23.0	4548.9	4540.9	4564.0	4521.7	4441.1	4512.1	4569.1	4527.6	4518.0	4558.0
G24.0	4533.1	4531.2	4557.9	4495.9	4406.9	4486.9	4558.5	4519.7	4507.3	4549.5
G25.0	4519.2	4522.3	4545.8	4465.2	4365.8	4454.6	4546.0	4511.8	4493.0	4539.9
G26.0	4508.8	4512.0	4536.4	4431.5	4320.1	4418.3	4532.0	4497.2	4479.1	4529.7
G27.0	4491.9	4497.0	4517.3	4391.9	4266.0	4377.6	4518.2	4484.6	4469.0	4520.1
G28.0	4477.7	4486.4	4502.7	4350.4	4195.4	4342.0	4504.3	4475.1	4452.5	4502.4
G29.0	4467.6	4474.8	4486.8	4299.5	4128.5	4297.1	4486.6	4460.3	4438.7	4491.2
G30.0	4455.4	4458.8	4472.4	4242.7	4056.0	4240.5	4462.9	4447.0	4419.5	4476.6
G31.0	4444.2	4443.9	4449.1	4176.7	3976.8	4178.4	4450.0	4433.4	4400.9	4460.6
G32.0	4432.3	4431.1	4424.8	4102.3	3892.5	4101.5	4426.5	4418.7	4381.2	4444.2
G33.0	4418.5	4416.9	4394.4	4025.2	3802.2	4029.0	4392.8	4401.0	4361.7	4428.8
G34.0	4402.7	4403.0	4363.5	3938.6	3704.5	3943.1	4365.8	4385.9	4342.4	4411.5
G35.0	4392.6	4391.3	4338.4	3850.6	3587.3	3854.6	4335.9	4368.9	4330.3	4401.8
G36.0	4378.7	4374.9	4284.3	3753.4	3470.5	3750.4	4286.9	4356.6	4323.6	4378.6

C Plane (°):0.0-360.0: 22.5

Test Lab:

Test Type: TYPE C

Temperature: 27.3 °C

Operator:

Gamma Plane (°):0.0-180.0:1.0

Test Device: GPM-3000

Distance: 14.040 m [K=1.0000]

Humidity:

Inspector:



Candlepower Table (Continue 1)

Unit: cd

G\C	C0.0	C22.5	C45.0	C67.5	C90.0	C112.5	C135.0	C157.5	C180.0	C202.5
G37.0	4363.1	4359.6	4239.2	3642.4	3335.7	3645.2	4244.9	4335.1	4312.0	4356.8
G38.0	4344.1	4343.4	4180.4	3511.0	3204.0	3534.9	4195.0	4316.1	4297.0	4336.9
G39.0	4327.1	4330.8	4110.5	3382.1	3045.0	3398.9	4131.5	4298.2	4279.4	4313.8
G40.0	4314.7	4317.1	4037.8	3227.0	2867.8	3248.4	4063.2	4279.9	4266.3	4289.2
G41.0	4303.0	4294.2	3949.1	3069.6	2697.0	3089.6	3985.8	4264.5	4256.9	4264.2
G42.0	4292.5	4281.9	3847.6	2886.9	2512.6	2922.1	3891.3	4251.5	4246.6	4240.7
G43.0	4284.5	4266.1	3734.1	2714.7	2315.6	2748.6	3795.8	4237.5	4233.6	4214.0
G44.0	4280.6	4247.3	3590.8	2531.7	2140.0	2575.3	3675.8	4218.5	4221.9	4189.0
G45.0	4277.6	4224.9	3442.6	2317.9	1964.5	2369.1	3526.9	4196.5	4215.0	4154.3
G46.0	4290.8	4198.8	3275.5	2130.0	1811.3	2176.2	3373.2	4174.1	4207.2	4113.3
G47.0	4293.9	4165.7	3100.7	1954.3	1678.2	2000.2	3208.1	4149.6	4207.2	4065.1
G48.0	4294.5	4128.0	2909.0	1808.9	1559.2	1845.4	3040.0	4119.7	4209.9	4019.6
G49.0	4295.0	4088.6	2733.1	1663.9	1439.6	1701.0	2845.3	4083.8	4210.6	3962.3
G50.0	4292.0	4022.6	2532.0	1542.8	1343.2	1575.3	2666.8	4046.2	4219.4	3893.5
G51.0	4275.5	3944.7	2321.4	1424.5	1242.7	1455.3	2479.1	3992.5	4225.0	3805.9
G52.0	4248.5	3842.0	2144.3	1312.1	1151.1	1351.7	2292.4	3930.2	4226.7	3708.9
G53.0	4191.8	3705.3	1966.6	1211.9	1064.7	1252.3	2110.1	3841.2	4226.4	3594.9
G54.0	4094.4	3535.2	1811.3	1122.4	991.6	1156.1	1931.4	3746.5	4212.2	3462.5
G55.0	3963.3	3320.8	1654.7	1038.5	902.9	1074.0	1785.3	3607.9	4161.6	3294.3
G56.0	3745.7	3103.8	1528.2	947.6	828.3	980.6	1644.7	3452.1	4077.2	3117.6
G57.0	3497.8	2852.4	1400.2	871.7	754.5	896.6	1516.8	3251.8	3942.2	2927.6
G58.0	3203.2	2617.6	1291.4	787.5	683.9	815.0	1400.5	3043.1	3740.0	2726.2
G59.0	2897.6	2417.1	1184.8	724.0	620.4	752.7	1291.4	2813.3	3463.4	2528.2
G60.0	2604.5	2203.1	1093.1	656.0	564.9	680.1	1192.2	2604.5	3175.7	2333.9
G61.0	2367.2	2000.6	1002.0	600.6	513.8	619.8	1087.8	2376.3	2892.3	2140.9
G62.0	2125.8	1834.6	919.9	540.8	456.8	557.1	1004.4	2172.0	2619.4	1980.4
G63.0	1926.4	1671.3	843.8	495.6	415.6	508.4	914.8	2006.0	2357.1	1821.8
G64.0	1754.0	1516.8	771.5	448.1	378.5	460.0	838.8	1825.7	2135.5	1680.9
G65.0	1609.4	1390.9	710.5	416.0	352.0	417.0	767.5	1675.1	1940.4	1533.7
G66.0	1470.7	1283.6	654.9	376.7	319.5	380.4	707.1	1542.6	1767.8	1407.3
G67.0	1351.0	1171.4	603.3	349.4	292.3	352.6	650.2	1409.7	1620.9	1292.5
G68.0	1227.3	1074.0	548.6	317.7	268.1	321.7	590.3	1285.9	1466.6	1192.6
G69.0	1119.5	988.0	503.7	291.5	246.6	294.7	540.6	1178.1	1342.8	1088.9
G70.0	1016.4	910.8	463.9	268.4	227.6	272.1	497.5	1080.9	1227.0	1000.8
G71.0	922.9	833.0	424.4	246.5	206.5	254.0	456.2	994.4	1120.5	920.2
G72.0	847.2	769.0	387.0	230.8	180.5	229.0	420.4	909.0	1004.2	835.6
G73.0	768.1	701.2	361.3	206.9	160.0	209.9	384.7	835.2	913.5	761.3

C Plane (°):0.0-360.0: 22.5

Test Lab:

Test Type: TYPE C

Temperature: 27.3 °C

Operator:

Gamma Plane (°):0.0-180.0:1.0

Test Device: GPM-3000

Distance: 14.040 m [K=1.0000]

Humidity:

Inspector:



Candlepower Table (Continue 2)

Unit: cd

G/C	C0.0	C22.5	C45.0	C67.5	C90.0	C112.5	C135.0	C157.5	C180.0	C202.5
G74.0	694.8	643.5	331.7	190.8	139.1	188.2	354.2	755.2	828.4	693.2
G75.0	627.1	586.6	303.4	167.3	128.9	170.4	319.7	683.7	752.5	634.1
G76.0	568.9	529.4	268.9	151.7	114.9	153.0	294.8	624.3	664.3	574.0
G77.0	511.0	484.0	249.4	137.5	102.2	136.7	271.4	563.7	599.6	515.8
G78.0	455.7	439.2	222.9	116.9	85.1	126.1	245.8	509.8	531.3	458.4
G79.0	400.7	401.4	205.2	101.7	76.5	109.6	222.3	448.6	467.8	407.1
G80.0	346.8	359.6	180.5	89.1	65.1	89.1	195.4	402.2	402.3	367.6
G81.0	299.3	313.6	150.6	76.9	56.5	84.1	173.1	359.9	351.8	326.4
G82.0	253.0	277.5	130.6	67.4	45.2	70.2	146.0	316.8	306.5	290.1
G83.0	214.1	244.4	105.3	60.1	44.1	57.8	118.9	281.3	262.5	251.2
G84.0	174.6	206.5	77.7	48.6	39.8	53.0	94.6	240.1	218.2	213.0
G85.0	135.5	163.7	53.8	35.7	30.8	40.4	74.3	198.4	170.1	174.4
G86.0	102.3	120.9	43.1	36.6	29.0	30.2	43.4	151.9	127.7	131.2
G87.0	65.8	78.6	28.2	26.2	16.7	23.5	23.9	106.6	98.4	91.2
G88.0	39.6	38.4	16.0	18.3	16.1	18.3	22.8	64.8	53.2	50.5
G89.0	11.4	14.8	10.7	13.6	12.4	14.2	16.5	27.0	22.2	19.4
G90.0	14.0	12.6	12.3	13.4	10.0	13.5	14.9	12.2	13.8	11.0
G91.0	14.4	13.9	7.5	11.5	9.0	12.9	11.7	9.9	13.5	12.1
G92.0	17.0	11.7	11.8	13.4	10.8	13.1	14.9	9.3	15.3	14.2
G93.0	18.8	13.3	0.0	11.3	11.1	14.0	9.5	14.3	14.9	11.0
G94.0	15.3	13.0	10.7	13.3	8.8	14.7	14.5	12.9	15.1	11.4
G95.0	14.0	14.8	11.2	14.2	10.6	15.4	15.1	8.2	12.8	10.8
G96.0	17.4	13.7	12.3	12.0	9.3	13.5	12.4	13.4	10.5	8.9
G97.0	13.5	10.3	13.4	11.7	9.1	14.2	10.9	8.8	14.5	11.6
G98.0	15.8	13.2	11.4	12.4	10.6	13.8	12.6	7.5	12.6	9.8
G99.0	13.7	10.1	10.7	12.7	14.2	12.8	11.8	7.3	14.7	10.8
G100.0	13.3	14.0	8.7	12.7	7.7	8.6	12.4	8.1	12.8	12.6
G101.0	15.4	14.8	13.5	13.4	8.4	13.3	13.1	0.0	12.6	9.6
G102.0	14.2	11.2	11.6	14.2	8.4	11.1	8.6	8.8	12.9	10.7
G103.0	15.1	11.9	11.9	13.3	11.8	14.2	12.6	9.7	0.0	8.2
G104.0	15.3	12.1	8.2	12.6	0.0	13.3	13.5	10.6	11.0	11.7
G105.0	16.1	12.4	0.0	13.6	11.1	11.5	14.7	11.3	12.8	12.3
G106.0	16.1	12.8	11.2	14.0	13.3	13.1	9.5	10.6	13.3	12.4
G107.0	15.4	12.3	11.2	11.8	9.9	14.2	14.2	7.5	13.7	13.7
G108.0	16.7	12.3	12.3	17.2	0.0	9.3	13.5	12.0	15.8	9.1
G109.0	16.5	16.0	10.9	16.5	8.1	9.9	11.7	9.5	16.1	11.4
G110.0	17.0	7.5	14.6	12.0	11.8	14.0	14.3	0.0	10.5	14.4

C Plane (°):0.0-360.0: 22.5

Test Lab:

Test Type: TYPE C

Temperature: 27.3 °C

Operator:

Gamma Plane (°):0.0-180.0:1.0

Test Device: GPM-3000

Distance: 14.040 m [K=1.0000]

Humidity:

Inspector:



Candlepower Table (Continue 3)

Unit: cd

G/C	C0.0	C22.5	C45.0	C67.5	C90.0	C112.5	C135.0	C157.5	C180.0	C202.5
G111.0	8.3	11.4	9.8	16.5	9.9	11.0	11.1	0.0	14.5	11.6
G112.0	12.6	14.2	7.7	13.1	10.0	12.8	12.2	9.7	13.5	12.3
G113.0	15.3	10.8	13.2	19.0	11.7	13.5	12.9	9.7	17.0	12.8
G114.0	16.1	13.7	0.0	18.5	10.9	14.5	13.8	12.2	14.0	15.8
G115.0	11.4	14.0	0.0	10.2	9.0	13.1	15.2	8.2	17.4	15.3
G116.0	14.5	10.3	10.9	16.7	12.7	16.7	11.3	12.5	13.1	14.6
G117.0	13.8	13.7	12.3	14.5	11.8	12.8	12.7	9.1	14.9	11.0
G118.0	13.7	14.8	12.6	16.3	15.6	13.6	15.4	13.8	16.1	13.3
G119.0	17.0	14.8	11.8	14.7	11.1	12.2	12.2	10.6	16.1	14.6
G120.0	17.2	14.6	12.1	12.2	12.5	14.2	14.3	9.9	16.7	14.9
G121.0	17.4	14.0	10.9	15.6	12.0	13.8	14.7	16.5	17.7	17.8
G122.0	16.7	14.6	14.4	14.9	0.0	14.2	15.4	12.7	18.1	17.6
G123.0	17.6	16.2	11.2	18.8	9.7	15.6	11.3	14.0	17.0	12.6
G124.0	14.2	12.6	10.3	14.3	14.9	10.8	12.9	11.5	20.6	14.8
G125.0	18.8	13.7	12.5	17.6	13.6	14.9	13.8	13.3	13.1	16.4
G126.0	19.0	15.5	14.4	14.0	11.1	9.5	13.3	14.0	20.0	17.4
G127.0	14.4	14.2	9.6	13.4	15.1	14.0	17.6	13.1	21.1	18.8
G128.0	17.2	10.1	13.9	18.3	13.8	13.5	17.6	14.0	18.6	14.8
G129.0	17.0	15.6	16.2	17.0	17.9	0.0	15.1	14.5	17.6	19.4
G130.0	14.7	11.6	13.9	15.8	12.5	16.3	14.7	12.7	17.9	16.5
G131.0	17.0	13.0	9.1	14.2	18.5	14.2	14.9	12.2	17.2	16.0
G132.0	17.9	15.6	14.2	11.8	14.7	16.9	15.8	15.6	14.7	16.9
G133.0	17.4	15.5	15.5	16.0	15.8	20.3	14.7	12.4	22.0	14.2
G134.0	16.3	15.1	13.5	15.1	16.5	16.3	16.9	12.5	20.4	18.5
G135.0	17.4	15.3	10.3	14.9	16.1	20.7	16.5	15.4	18.5	14.9
G136.0	17.6	16.0	10.9	14.3	17.9	17.8	20.5	11.5	18.5	18.5
G137.0	18.8	16.4	15.1	16.5	14.0	17.1	15.4	10.7	20.9	17.2
G138.0	16.7	0.0	15.1	20.3	12.0	15.8	18.8	15.0	19.2	17.6
G139.0	17.7	18.1	15.5	24.9	17.4	17.2	21.7	13.6	18.8	16.9
G140.0	20.6	19.9	14.6	24.0	18.8	18.0	19.7	16.3	19.2	20.3
G141.0	19.5	16.4	16.8	20.6	15.1	15.8	20.1	14.9	21.5	16.7
G142.0	16.1	19.0	14.6	23.1	20.6	19.6	18.8	14.7	19.7	14.9
G143.0	21.6	15.6	20.3	23.5	17.9	15.3	13.6	15.6	17.6	20.8
G144.0	19.2	20.4	18.5	22.2	14.3	21.9	15.6	16.3	21.3	18.8
G145.0	19.0	15.3	12.6	21.2	17.0	21.4	19.4	17.0	23.1	17.6
G146.0	19.0	20.1	14.8	20.4	19.2	21.7	18.5	9.0	13.8	17.6
G147.0	18.6	21.0	18.4	19.5	13.8	19.0	16.0	20.1	22.2	16.2

C Plane (°):0.0-360.0: 22.5

Test Lab:

Test Type: TYPE C

Temperature: 27.3 °C

Operator:

Gamma Plane (°):0.0-180.0:1.0

Test Device: GPM-3000

Distance: 14.040 m [K=1.0000]

Humidity:

Inspector:



Candlepower Table (Continue 4)

Unit: cd

G\C	C0.0	C22.5	C45.0	C67.5	C90.0	C112.5	C135.0	C157.5	C180.0	C202.5
G148.0	13.5	17.6	11.0	20.4	17.2	22.8	18.7	17.4	16.7	16.4
G149.0	20.8	18.0	14.2	19.4	19.9	16.5	20.8	19.5	21.5	20.4
G150.0	18.8	19.9	17.6	19.5	19.4	20.3	22.8	12.4	24.8	20.3
G151.0	19.0	20.8	18.4	22.6	14.7	23.0	23.0	17.4	23.1	19.9
G152.0	19.9	22.4	7.8	23.0	16.1	23.7	19.0	19.0	21.3	19.0
G153.0	18.8	21.9	21.2	21.9	15.1	22.6	21.7	16.8	24.5	19.4
G154.0	20.9	18.0	15.9	19.0	18.1	18.3	23.3	17.7	25.5	18.3
G155.0	16.7	18.5	17.8	26.0	20.8	17.2	22.3	17.4	22.7	22.4
G156.0	23.4	18.1	19.1	16.0	20.6	21.7	22.8	10.6	20.9	18.0
G157.0	24.1	15.5	10.5	23.0	18.3	22.8	25.8	12.7	19.9	18.7
G158.0	19.0	21.2	17.8	26.4	14.2	22.1	23.7	17.9	22.2	21.5
G159.0	21.1	22.0	16.9	24.4	16.0	20.5	17.0	18.1	22.5	19.9
G160.0	21.6	22.9	19.8	20.8	18.8	22.8	21.9	19.9	20.4	21.0
G161.0	20.8	19.4	15.9	17.9	20.6	22.4	24.2	22.0	20.2	22.2
G162.0	22.0	20.6	18.5	24.2	17.6	20.3	21.7	17.5	22.9	18.1
G163.0	20.6	18.8	16.0	24.2	19.9	22.3	21.0	19.3	21.5	20.6
G164.0	18.6	22.4	17.3	21.9	19.2	18.7	21.7	16.3	25.0	22.2
G165.0	23.2	26.0	18.2	23.1	21.5	25.3	21.0	16.8	23.9	19.6
G166.0	17.2	19.4	18.7	21.9	16.1	22.4	19.6	20.9	22.5	16.9
G167.0	16.3	22.0	17.5	26.0	21.1	24.2	18.8	16.3	20.4	22.6
G168.0	19.0	17.6	17.1	26.2	17.9	18.0	22.8	16.3	19.5	24.7
G169.0	17.7	17.1	21.9	25.3	20.4	21.2	18.3	15.8	23.6	22.9
G170.0	21.1	8.2	20.7	23.8	23.5	21.7	23.1	24.5	19.0	21.2
G171.0	20.8	22.6	18.9	24.6	17.9	18.9	21.0	19.2	22.9	24.5
G172.0	21.3	23.3	20.8	21.9	18.5	19.4	19.2	20.6	23.1	20.4
G173.0	23.4	18.8	22.1	22.8	20.4	18.0	19.7	21.8	22.0	22.2
G174.0	22.0	20.8	18.7	22.6	17.0	22.6	25.1	10.2	17.9	21.2
G175.0	22.0	17.1	20.3	25.5	18.3	19.8	21.2	19.3	20.8	21.7
G176.0	17.2	22.9	22.3	22.8	18.3	19.9	19.4	17.9	19.9	22.4
G177.0	21.8	21.2	15.1	22.4	19.9	22.6	21.9	19.0	22.9	13.0
G178.0	20.0	24.2	21.9	26.5	17.6	20.5	20.6	17.5	24.1	20.6
G179.0	23.6	23.1	18.5	26.5	17.4	20.5	23.0	18.3	22.2	21.9
G180.0	19.7	20.8	19.2	19.4	17.4	25.9	21.0	16.5	23.1	24.9

C Plane (°):0.0-360.0: 22.5
 Test Lab:
 Test Type: TYPE C
 Temperature: 27.3 °C
 Operator:

Gamma Plane (°):0.0-180.0:1.0
 Test Device: GPM-3000
 Distance: 14.040 m [K=1.0000]
 Humidity:
 Inspector:



Candlepower Table (Continue 5)

Unit: cd

G\C	C225.0	C247.5	C270.0	C292.5	C315.0	C337.5	C360.0			
G0.0	4674.1	4674.1	4674.1	4674.1	4674.1	4674.1	4674.1			
G1.0	4676.6	4674.8	4679.1	4674.8	4676.9	4677.8	4678.7			
G2.0	4674.8	4676.6	4682.3	4678.7	4673.2	4677.5	4673.9			
G3.0	4672.7	4678.2	4685.4	4678.4	4674.6	4679.4	4676.7			
G4.0	4674.4	4678.9	4689.0	4678.9	4675.3	4682.9	4672.1			
G5.0	4673.7	4682.1	4691.3	4683.4	4677.7	4684.3	4668.8			
G6.0	4669.3	4681.1	4696.8	4687.2	4675.2	4681.2	4668.2			
G7.0	4670.7	4682.0	4698.6	4687.0	4677.8	4678.2	4668.4			
G8.0	4668.4	4685.2	4701.9	4689.9	4675.9	4673.2	4666.3			
G9.0	4667.3	4685.9	4701.0	4693.5	4673.5	4670.5	4666.8			
G10.0	4666.1	4680.5	4699.2	4688.6	4674.1	4667.6	4664.0			
G11.0	4665.0	4679.8	4693.8	4690.6	4676.0	4658.9	4662.7			
G12.0	4661.3	4673.2	4684.5	4682.9	4675.7	4658.7	4661.1			
G13.0	4658.8	4667.6	4673.2	4678.9	4675.9	4655.5	4657.1			
G14.0	4657.9	4661.7	4659.6	4671.4	4671.0	4654.0	4654.0			
G15.0	4653.9	4649.7	4646.8	4662.0	4670.8	4645.4	4646.8			
G16.0	4645.2	4637.3	4627.8	4655.0	4666.4	4640.6	4637.5			
G17.0	4640.8	4623.2	4605.3	4639.6	4661.3	4636.5	4627.8			
G18.0	4632.4	4606.7	4581.4	4623.4	4656.1	4629.3	4613.8			
G19.0	4624.4	4586.6	4554.0	4606.7	4649.5	4626.3	4601.9			
G20.0	4614.4	4566.1	4521.8	4581.2	4640.7	4622.1	4592.1			
G21.0	4601.8	4537.8	4488.9	4557.3	4631.4	4616.9	4579.5			
G22.0	4588.9	4507.3	4452.2	4528.8	4623.8	4608.4	4565.9			
G23.0	4573.4	4475.6	4406.5	4494.8	4614.5	4596.7	4548.9			
G24.0	4557.7	4433.8	4356.0	4457.8	4602.3	4591.5	4533.1			
G25.0	4541.0	4386.8	4302.7	4419.4	4584.6	4581.0	4519.2			
G26.0	4520.3	4338.8	4245.8	4368.8	4566.1	4572.5	4508.8			
G27.0	4496.6	4286.6	4180.3	4315.6	4549.4	4558.9	4491.9			
G28.0	4471.3	4228.3	4105.8	4257.0	4527.9	4547.1	4477.7			
G29.0	4446.0	4162.4	4027.6	4193.8	4501.1	4538.2	4467.6			
G30.0	4416.5	4085.4	3946.3	4125.4	4475.5	4527.8	4455.4			
G31.0	4385.6	4011.2	3857.0	4050.7	4442.8	4509.7	4444.2			
G32.0	4341.4	3933.9	3764.7	3959.8	4403.0	4491.6	4432.3			
G33.0	4303.3	3843.6	3657.0	3870.2	4362.3	4473.9	4418.5			
G34.0	4253.6	3747.8	3532.3	3771.8	4314.3	4459.5	4402.7			
G35.0	4199.1	3643.7	3402.4	3664.9	4260.7	4441.3	4392.6			
G36.0	4139.4	3519.1	3266.5	3547.8	4199.3	4424.1	4378.7			

C Plane (°):0.0-360.0: 22.5

Test Lab:

Test Type: TYPE C

Temperature: 27.3 °C

Operator:

Gamma Plane (°):0.0-180.0:1.0

Test Device: GPM-3000

Distance: 14.040 m [K=1.0000]

Humidity:

Inspector:



Candlepower Table (Continue 6)

Unit: cd

G\C	C225.0	C247.5	C270.0	C292.5	C315.0	C337.5	C360.0			
G37.0	4066.5	3397.8	3121.2	3411.3	4119.9	4407.4	4363.1			
G38.0	3993.7	3265.7	2947.0	3275.7	4041.6	4384.5	4344.1			
G39.0	3910.3	3122.1	2780.0	3125.4	3952.8	4366.4	4327.1			
G40.0	3821.9	2965.9	2609.7	2963.9	3852.4	4346.2	4314.7			
G41.0	3716.6	2784.5	2436.2	2791.3	3742.4	4320.4	4303.0			
G42.0	3607.0	2613.6	2264.5	2600.1	3613.7	4293.5	4292.5			
G43.0	3473.8	2439.5	2104.2	2423.0	3460.9	4261.1	4284.5			
G44.0	3340.0	2253.0	1941.2	2246.6	3310.7	4224.8	4280.6			
G45.0	3189.4	2083.2	1797.9	2074.0	3145.5	4185.0	4277.6			
G46.0	3031.2	1928.3	1674.2	1903.0	2956.9	4144.5	4290.8			
G47.0	2844.5	1784.7	1556.5	1757.7	2777.1	4079.2	4293.9			
G48.0	2677.2	1657.6	1448.4	1629.9	2591.3	4012.4	4294.5			
G49.0	2500.1	1545.2	1341.8	1516.9	2402.9	3931.3	4295.0			
G50.0	2326.4	1433.5	1252.0	1400.7	2222.0	3845.1	4292.0			
G51.0	2135.0	1335.4	1164.5	1297.1	2027.9	3726.6	4275.5			
G52.0	1973.0	1244.7	1083.9	1208.7	1873.1	3572.8	4248.5			
G53.0	1820.5	1154.3	991.8	1120.0	1726.9	3403.9	4191.8			
G54.0	1685.3	1070.2	914.3	1034.7	1594.8	3211.7	4094.4			
G55.0	1563.1	979.9	839.6	945.4	1475.3	3004.9	3963.3			
G56.0	1438.5	901.7	770.4	866.7	1354.8	2764.8	3745.7			
G57.0	1334.3	824.6	702.5	798.3	1250.0	2551.7	3497.8			
G58.0	1231.9	756.4	629.9	725.9	1155.8	2345.4	3203.2			
G59.0	1138.0	682.0	578.5	665.8	1067.3	2157.0	2897.6			
G60.0	1053.3	617.7	525.6	605.4	978.3	1978.4	2604.5			
G61.0	961.6	568.2	477.6	548.1	895.1	1797.4	2367.2			
G62.0	885.3	516.4	427.1	497.5	826.6	1653.4	2125.8			
G63.0	815.1	462.8	390.1	452.8	756.8	1518.9	1926.4			
G64.0	745.5	419.2	358.4	414.5	699.2	1389.6	1754.0			
G65.0	677.0	385.7	323.8	373.0	636.2	1263.2	1609.4			
G66.0	621.8	353.0	296.8	341.1	585.2	1159.9	1470.7			
G67.0	569.3	319.3	269.0	318.6	536.3	1072.3	1351.0			
G68.0	517.8	291.5	245.3	290.8	490.2	985.6	1227.3			
G69.0	474.8	265.4	224.7	261.3	446.4	895.0	1119.5			
G70.0	429.6	244.6	206.1	238.1	407.1	823.6	1016.4			
G71.0	392.3	222.9	177.4	224.3	376.8	757.7	922.9			
G72.0	362.6	206.4	159.1	198.6	344.6	696.6	847.2			
G73.0	323.0	180.2	142.5	181.0	313.1	636.1	768.1			

C Plane (°):0.0-360.0: 22.5

Test Lab:

Test Type: TYPE C

Temperature: 27.3 °C

Operator:

Gamma Plane (°):0.0-180.0:1.0

Test Device: GPM-3000

Distance: 14.040 m [K=1.0000]

Humidity:

Inspector:



Candlepower Table (Continue 7)

Unit: cd

G\C	C225.0	C247.5	C270.0	C292.5	C315.0	C337.5	C360.0			
G74.0	296.3	164.6	126.0	157.0	287.2	577.7	694.8			
G75.0	273.5	147.9	108.2	146.4	261.8	529.0	627.1			
G76.0	246.2	135.4	98.9	129.0	240.6	477.2	568.9			
G77.0	224.5	122.5	84.9	114.6	213.7	433.2	511.0			
G78.0	202.4	106.7	74.6	97.5	190.5	388.6	455.7			
G79.0	183.0	90.2	68.8	88.4	169.2	355.3	400.7			
G80.0	158.9	83.4	60.6	78.7	147.5	315.9	346.8			
G81.0	134.9	66.9	54.8	65.4	125.8	281.5	299.3			
G82.0	111.9	59.5	42.3	54.4	99.2	244.3	253.0			
G83.0	88.9	52.4	43.7	51.2	75.4	209.3	214.1			
G84.0	70.7	43.2	38.4	41.5	64.1	171.9	174.6			
G85.0	44.5	39.8	32.8	32.0	46.8	129.6	135.5			
G86.0	39.7	29.0	22.4	25.7	34.6	94.6	102.3			
G87.0	22.3	20.4	20.4	20.3	24.0	54.4	65.8			
G88.0	13.2	17.6	14.3	13.6	14.5	21.5	39.6			
G89.0	9.3	11.5	10.6	11.3	13.3	15.2	11.4			
G90.0	0.0	12.9	12.0	7.7	14.5	12.9	14.0			
G91.0	10.2	14.5	12.2	12.9	12.9	15.6	14.4			
G92.0	12.1	14.2	11.1	13.8	12.9	13.3	17.0			
G93.0	15.1	14.7	12.0	7.9	10.8	9.1	18.8			
G94.0	9.6	13.3	10.6	10.6	11.3	12.0	15.3			
G95.0	0.0	13.8	11.7	12.6	14.3	12.5	14.0			
G96.0	10.5	11.3	8.8	14.2	11.8	12.5	17.4			
G97.0	11.2	12.6	9.5	12.6	9.5	12.7	13.5			
G98.0	11.0	12.6	12.7	11.9	11.8	12.5	15.8			
G99.0	10.3	12.0	10.0	0.0	7.4	12.2	13.7			
G100.0	11.4	10.8	9.7	11.0	7.9	13.4	13.3			
G101.0	0.0	14.2	11.1	9.5	15.6	15.0	15.4			
G102.0	8.2	14.7	9.9	9.7	12.6	11.5	14.2			
G103.0	11.0	12.2	11.7	11.7	12.0	9.1	15.1			
G104.0	10.3	12.9	13.8	11.9	12.2	12.4	15.3			
G105.0	11.6	9.9	10.9	13.6	12.6	10.4	16.1			
G106.0	9.8	13.3	10.9	13.5	11.1	12.4	16.1			
G107.0	8.5	11.5	11.3	14.0	7.4	14.1	15.4			
G108.0	7.3	14.0	11.5	13.3	10.6	12.9	16.7			
G109.0	9.8	13.4	12.7	14.4	11.1	11.8	16.5			
G110.0	12.5	15.4	14.0	9.5	10.2	14.3	17.0			

C Plane (°):0.0-360.0: 22.5

Test Lab:

Test Type: TYPE C

Temperature: 27.3 °C

Operator:

Gamma Plane (°):0.0-180.0:1.0

Test Device: GPM-3000

Distance: 14.040 m [K=1.0000]

Humidity:

Inspector:



Candlepower Table (Continue 8)

Unit: cd

G/C	C225.0	C247.5	C270.0	C292.5	C315.0	C337.5	C360.0			
G111.0	12.3	15.6	10.9	11.0	16.5	15.4	8.3			
G112.0	10.9	16.7	8.8	11.7	14.0	15.9	12.6			
G113.0	9.4	14.3	10.9	11.5	15.2	10.2	15.3			
G114.0	13.9	12.9	12.7	12.0	12.7	14.5	16.1			
G115.0	9.4	13.6	9.7	10.1	11.5	15.2	11.4			
G116.0	8.4	12.7	10.0	11.7	12.2	10.4	14.5			
G117.0	0.0	15.8	12.2	15.1	0.0	15.0	13.8			
G118.0	0.0	13.6	14.0	10.4	14.3	14.3	13.7			
G119.0	13.4	16.7	12.5	15.6	14.3	15.8	17.0			
G120.0	8.0	15.1	13.4	17.1	16.9	13.8	17.2			
G121.0	12.5	17.4	12.2	14.0	14.7	10.6	17.4			
G122.0	11.4	14.3	14.0	12.0	12.2	12.7	16.7			
G123.0	12.3	19.0	13.6	13.1	12.6	13.1	17.6			
G124.0	11.0	15.4	0.0	12.6	11.7	19.2	14.2			
G125.0	11.8	18.3	12.2	17.2	11.8	12.2	18.8			
G126.0	15.7	16.9	12.4	15.8	9.5	13.6	19.0			
G127.0	15.0	17.0	15.1	15.4	12.9	16.1	14.4			
G128.0	15.3	12.2	15.2	12.9	11.5	13.3	17.2			
G129.0	12.6	21.2	14.5	13.3	16.7	16.7	17.0			
G130.0	12.6	19.9	14.2	14.2	14.5	15.9	14.7			
G131.0	13.9	17.6	12.7	14.7	16.0	11.3	17.0			
G132.0	15.3	14.0	15.2	14.4	14.2	13.1	17.9			
G133.0	13.0	18.7	15.8	16.0	16.3	10.0	17.4			
G134.0	13.5	18.7	17.4	15.6	20.5	14.3	16.3			
G135.0	10.9	15.6	13.8	13.8	16.9	13.4	17.4			
G136.0	18.4	23.5	16.7	19.4	15.6	13.4	17.6			
G137.0	15.3	20.4	15.2	16.0	18.8	14.5	18.8			
G138.0	16.8	19.2	18.1	14.9	18.5	18.1	16.7			
G139.0	19.6	23.0	15.8	16.3	19.4	19.7	17.7			
G140.0	20.0	20.6	14.5	18.3	16.5	16.3	20.6			
G141.0	17.5	20.4	16.8	17.8	15.4	17.9	19.5			
G142.0	19.6	21.5	18.1	17.8	20.5	18.6	16.1			
G143.0	18.5	19.4	13.6	16.7	18.3	16.5	21.6			
G144.0	18.2	26.0	13.1	19.8	21.0	14.5	19.2			
G145.0	17.3	17.4	17.7	16.5	19.2	17.0	19.0			
G146.0	18.7	19.2	19.5	15.8	18.5	20.4	19.0			
G147.0	20.0	22.1	19.7	18.5	17.2	22.2	18.6			

C Plane (°):0.0-360.0: 22.5
 Test Lab:
 Test Type: TYPE C
 Temperature: 27.3 'C
 Operator:

Gamma Plane (°):0.0-180.0:1.0
 Test Device: GPM-3000
 Distance: 14.040 m [K=1.0000]
 Humidity:
 Inspector:



Candlepower Table (Continue 9)

Unit: cd

G\C	C225.0	C247.5	C270.0	C292.5	C315.0	C337.5	C360.0			
G148.0	19.6	23.3	15.4	17.8	20.6	16.8	13.5			
G149.0	22.3	24.6	18.1	17.6	18.1	19.5	20.8			
G150.0	18.2	18.1	21.3	18.9	23.5	17.9	18.8			
G151.0	17.3	21.2	17.2	20.7	21.9	20.4	19.0			
G152.0	17.1	19.7	19.2	19.2	14.9	22.4	19.9			
G153.0	21.0	22.4	24.0	18.9	18.8	21.8	18.8			
G154.0	20.7	24.2	22.0	22.3	22.1	19.0	20.9			
G155.0	18.4	24.6	21.1	23.9	22.8	22.0	16.7			
G156.0	16.0	25.1	15.6	21.9	14.3	24.9	23.4			
G157.0	18.0	20.6	22.0	20.1	23.0	18.4	24.1			
G158.0	18.7	23.3	22.6	21.9	19.6	20.2	19.0			
G159.0	19.8	22.4	20.8	23.7	21.4	20.2	21.1			
G160.0	19.8	25.1	22.4	20.3	20.3	18.8	21.6			
G161.0	21.4	12.7	17.7	21.6	20.1	22.0	20.8			
G162.0	19.4	24.2	22.9	15.1	18.8	11.1	22.0			
G163.0	19.8	21.2	21.0	21.2	22.8	19.2	20.6			
G164.0	19.8	23.7	23.8	17.4	24.4	18.8	18.6			
G165.0	17.1	22.6	19.9	22.3	20.6	13.4	23.2			
G166.0	20.7	24.6	20.3	21.0	21.7	16.1	17.2			
G167.0	18.0	26.0	21.3	22.3	22.1	20.6	16.3			
G168.0	22.1	24.0	21.7	21.4	22.8	20.6	19.0			
G169.0	19.6	24.9	18.5	24.2	25.8	12.7	17.7			
G170.0	21.6	22.4	23.3	21.4	21.2	17.7	21.1			
G171.0	21.4	23.7	19.9	20.1	22.1	20.9	20.8			
G172.0	15.7	20.6	0.0	23.5	18.5	23.1	21.3			
G173.0	21.2	24.4	20.6	23.2	22.3	17.7	23.4			
G174.0	18.4	20.4	19.9	21.6	17.2	20.1	22.0			
G175.0	17.1	24.9	22.8	20.7	23.5	19.3	22.0			
G176.0	17.5	19.7	11.7	24.6	21.2	17.4	17.2			
G177.0	16.2	22.6	20.3	18.3	22.1	12.9	21.8			
G178.0	20.5	20.1	22.4	23.5	20.5	19.9	20.0			
G179.0	15.0	24.6	22.6	17.4	17.4	21.1	23.6			
G180.0	17.6	23.8	20.6	17.4	22.4	17.5	19.7			

C Plane (°):0.0-360.0: 22.5
 Test Lab:
 Test Type: TYPE C
 Temperature: 27.3 'C
 Operator:

Gamma Plane (°):0.0-180.0:1.0
 Test Device: GPM-3000
 Distance: 14.040 m [K=1.0000]
 Humidity:
 Inspector: