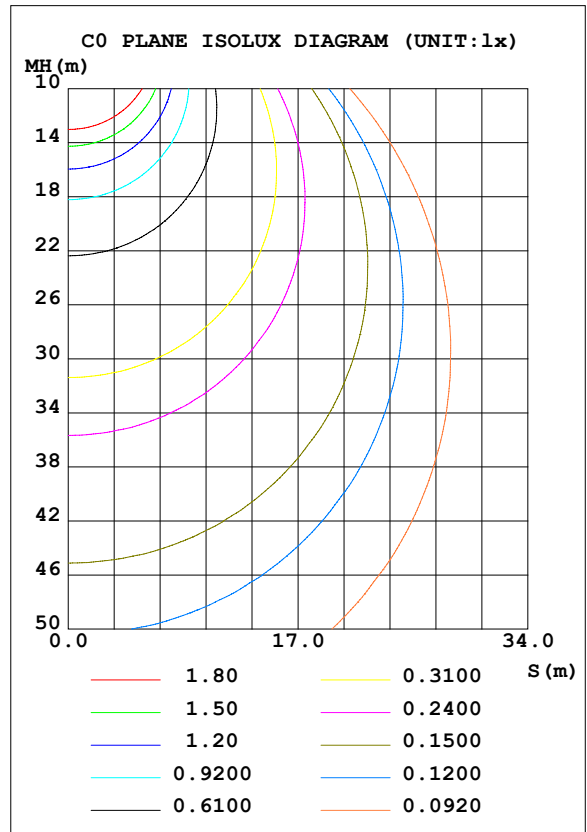
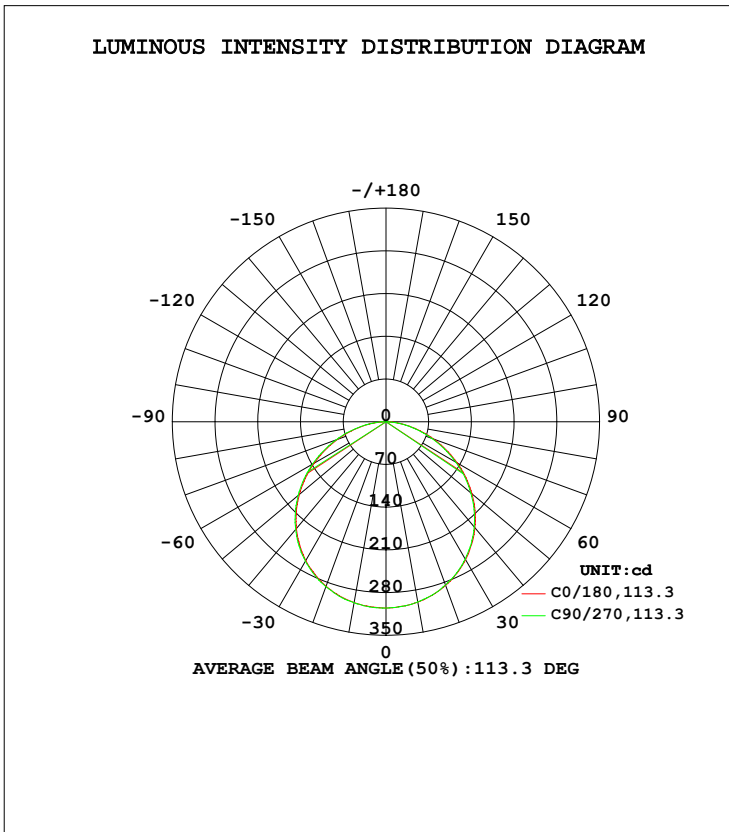


LUMINAIRE PHOTOMETRIC TEST REPORT

Test:U:120.0V I:0.1075A P:11.96W PF:0.9274 Lamp Flux:884.845x1 lm		
NAME: ASD Lighting corp	TYPE:N/A	WEIGHT:N/A
SPEC.:ASD-MPR-7D1250-WH	DIM.: N/A	SERIAL No.:N/A
MFR.: ASD Lighting corp	SUR.:N/A	Shielding Angle:N/A

DATA OF LAMP		PHOTOMETRIC DATA Eff: 73.98 lm/W			
MODEL	ASD-MPR-7D1250-WH	I _{max} (cd)	305.8	S/MH (C0/180)	1.27
NOMINAL POWER (W)		LOR (%)	100.0	S/MH (C90/270)	1.26
RATED VOLTAGE (V)	120	TOTAL FLUX (lm)	884.84	η UP, DN (C0-180)	0.1, 50.6
NOMINAL FLUX (lm)	884.845	CIE CLASS	DIRECT	η UP, DN (C180-360)	0.0, 49.3
LAMPS INSIDE	1	η up (%)	0.1	CIBSE SHR NOM	1.25
TEST VOLTAGE (V)	120	η down (%)	99.9	CIBSE SHR MAX	1.35



C Range: 0 - 360DEG
 C Interval: 22.5DEG
 Test Speed: HIGH
 Temperature: 24.9DEG
 Operators: Ben
 Test Date: 2020-05-28

γ Range: 0 - 180DEG
 γ Interval: 1.0DEG
 Test System: EVERFINE GO-R5000_V2 SYSTEM V2.0.351
 Humidity: 45%
 Test Distance: 2.485m [K=1.0000]
 Remarks:

ZONAL FLUX DIAGRAM

ZONAL FLUX DIAGRAM:

γ	C0	C45	C90	C135	C180	C225	C270	C315	γ	Φ zone	Φ total	%lum, lamp
10	300.9	301.4	301.3	300.7	300.1	299.9	299.9	300.2	0- 10	28.91	28.91	3.27,3.27
20	286.9	287.8	287.7	286.9	285.4	284.9	284.7	286.0	10- 20	83.19	112.1	12.7,12.7
30	262.7	263.8	264.0	262.6	261.0	259.6	259.8	261.0	20- 30	126.9	239.0	27,27
40	228.5	229.8	230.4	229.3	226.7	224.9	224.9	226.6	30- 40	153.8	392.8	44.4,44.4
50	185.4	187.0	187.9	187.0	183.9	181.7	181.6	183.6	40- 50	159.7	552.5	62.4,62.4
60	136.1	137.8	139.0	138.1	134.6	132.0	131.7	133.9	50- 60	143.7	696.2	78.7,78.7
70	84.30	85.81	87.03	86.41	83.02	80.33	80.20	82.14	60- 70	108.3	804.5	90.9,90.9
80	35.82	36.94	37.73	37.39	35.23	32.87	32.64	34.43	70- 80	62.16	866.6	97.9,97.9
90	0.1482	0.3677	0.4362	0.1960	0.0154	0.0158	0.0148	0.0154	80- 90	17.12	883.8	99.9,99.9
100	0.0829	0.0812	0.0814	0.0878	0.0347	0.0356	0.0342	0.0346	90-100	0.0561	883.8	99.9,99.9
110	0.1041	0.1045	0.1131	0.1105	0.0730	0.0679	0.0639	0.0677	100-110	0.0772	883.9	99.9,99.9
120	0.1353	0.1380	0.1442	0.1609	0.1032	0.1067	0.1028	0.1015	110-120	0.1049	884.0	99.9,99.9
130	0.2035	0.2073	0.2135	0.2299	0.1582	0.1505	0.1424	0.1406	120-130	0.1350	884.1	99.9,99.9
140	0.3252	0.3288	0.3356	0.3501	0.1953	0.1883	0.1806	0.1774	130-140	0.1670	884.3	99.9,99.9
150	0.4879	0.4917	0.4925	0.4990	0.2333	0.2284	0.2211	0.2192	140-150	0.1939	884.5	100,100
160	0.6004	0.5967	0.5993	0.5930	0.2892	0.2859	0.2850	0.2788	150-160	0.1866	884.7	100,100
170	0.5553	0.5563	0.5576	0.5591	0.3257	0.3258	0.3342	0.3303	160-170	0.1269	884.8	100,100
180	0.4429	0.4429	0.4457	0.4448	0.4524	0.4506	0.4491	0.4490	170-180	0.0424	884.8	100,100
DEG	LUMINOUS INTENSITY:cd Less than 25% Percent = 8.8 %									UNIT:lm		

Conical surface Flux(90deg): 473.31 lm

%lum = 53.5%
%lamp = 53.5%

Conical surface Flux(120deg): 696.16 lm

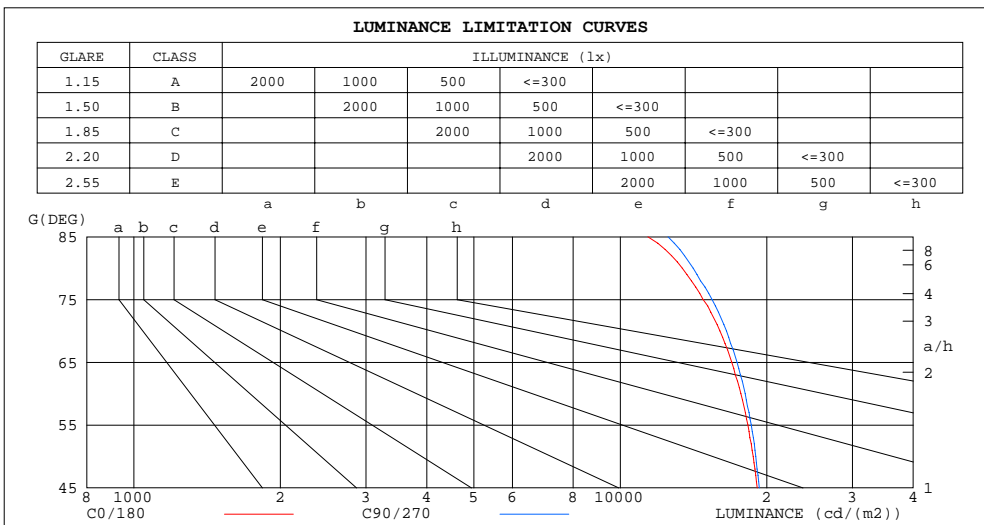
%lum = 78.7%
%lamp = 78.7%

C Range: 0 - 360DEG
C Interval: 22.5DEG
Test Speed: HIGH
Temperature:24.9DEG
Operators:Ben
Test Date:2020-05-28

γ Range: 0 - 180DEG
γ Interval: 1.0DEG
Test System:EVERFINE GO-R5000_V2 SYSTEM V2.0.351
Humidity:45%
Test Distance:2.485m [K=1.0000]
Remarks:

LUMINANCE LIMITATION CURVES

Test:U:120.0V I:0.1075A P:11.96W PF:0.9274 Lamp Flux:884.845x1 lm		
NAME: ASD Lighting corp	TYPE:N/A	WEIGHT:N/A
SPEC.:ASD-MPR-7D1250-WH	DIM.: N/A	SERIAL No.:N/A
MFR.: ASD Lighting corp	SUR.:N/A	Shielding Angle:N/A



LUMINANCE cd/(m2)		
G (DEG)	C0/180	C90/270
85	11394	12530
80	13413	14115
75	14800	15442
70	16024	16529
65	16942	17372
60	17699	18057
55	18292	18582
50	18752	18991
45	19119	19303

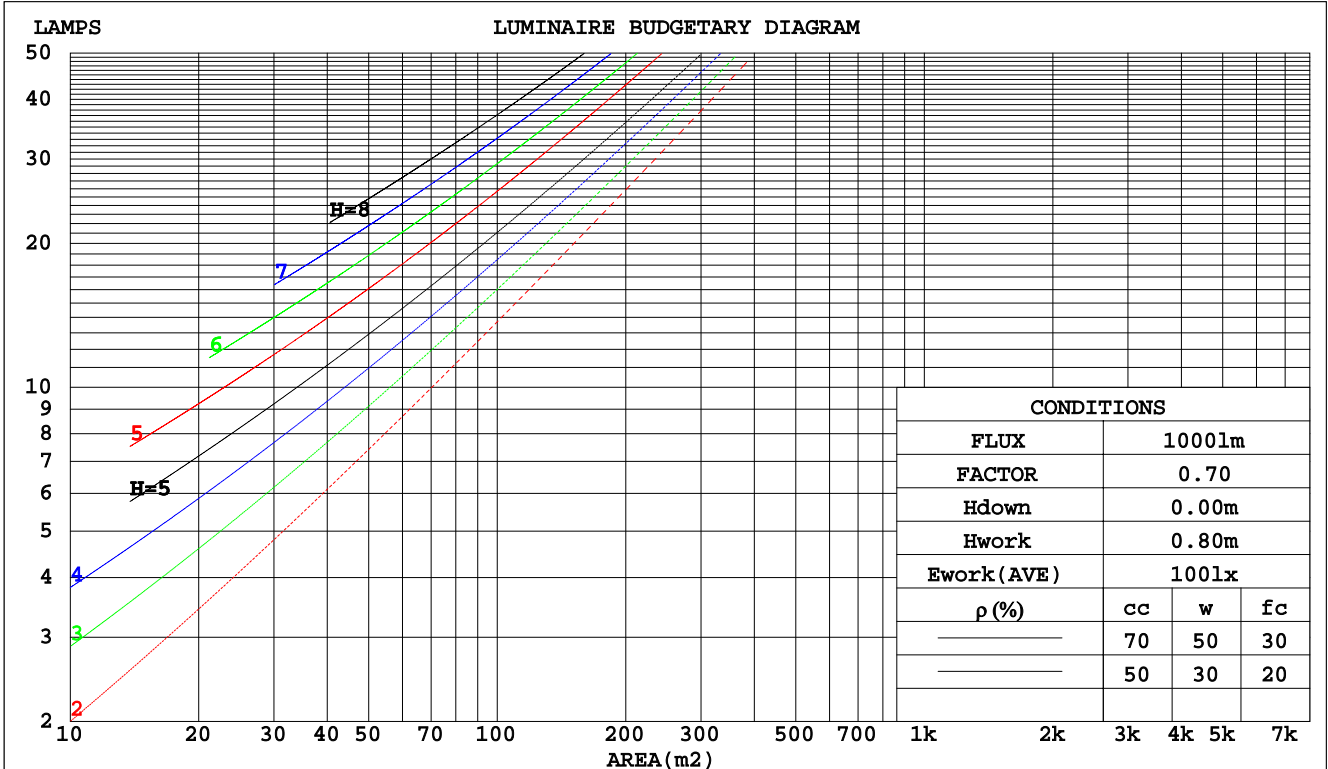
C Range: 0 - 360DEG
 C Interval: 22.5DEG
 Test Speed: HIGH
 Temperature:24.9DEG
 Operators:Ben
 Test Date:2020-05-28

γ Range: 0 - 180DEG
 γ Interval: 1.0DEG
 Test System:EVERFINE GO-R5000_V2 SYSTEM V2.0.351
 Humidity:45%
 Test Distance:2.485m [K=1.0000]
 Remarks:

CU AND LUMINAIRE BUDGETARY ESTIMATE DIAGRAM

Test:U:120.0V I:0.1075A P:11.96W PF:0.9274 Lamp Flux:884.845x1 lm		
NAME: ASD Lighting corp	TYPE:N/A	WEIGHT:N/A
SPEC.:ASD-MPR-7D1250-WH	DIM.: N/A	SERIAL No.:N/A
MFR.: ASD Lighting corp	SUR.:N/A	Shielding Angle:N/A

pcc	80%			70%			50%			30%			10%			0
	50%	30%	10%	50%	30%	10%	50%	30%	10%	50%	30%	10%	50%	30%	10%	0
pw																
pfc	20%			20%			20%			20%			20%			0
RCR	RCR:Room Cavity Ratio															
	Coefficients of Utilization(CU)															
0.0	1.19	1.19	1.19	1.16	1.16	1.16	1.11	1.11	1.11	1.06	1.06	1.06	1.02	1.02	1.02	.00
1.0	1.04	.99	.96	1.02	.98	.94	.97	.94	.91	.93	.91	.88	.90	.88	.86	.83
2.0	.90	.83	.78	.88	.82	.77	.85	.80	.75	.82	.77	.73	.79	.75	.72	.69
3.0	.79	.71	.64	.78	.70	.64	.75	.68	.63	.72	.66	.62	.69	.65	.61	.58
4.0	.70	.61	.55	.69	.61	.54	.66	.59	.53	.64	.58	.53	.62	.56	.52	.50
5.0	.63	.54	.47	.61	.53	.47	.59	.52	.46	.57	.51	.46	.55	.50	.45	.43
6.0	.56	.47	.41	.55	.47	.41	.54	.46	.40	.52	.45	.40	.50	.44	.40	.37
7.0	.51	.42	.36	.50	.42	.36	.49	.41	.36	.47	.40	.35	.46	.40	.35	.33
8.0	.47	.38	.32	.46	.38	.32	.45	.37	.32	.43	.37	.32	.42	.36	.31	.29
9.0	.43	.34	.29	.42	.34	.29	.41	.34	.29	.40	.33	.28	.39	.33	.28	.26
10.0	.39	.31	.26	.39	.31	.26	.38	.31	.26	.37	.30	.26	.36	.30	.26	.24



C Range: 0 - 360DEG
 C Interval: 22.5DEG
 Test Speed: HIGH
 Temperature:24.9DEG
 Operators:Ben
 Test Date:2020-05-28

γ Range: 0 - 180DEG
 γ Interval: 1.0DEG
 Test System:EVERFINE GO-R5000_V2 SYSTEM V2.0.351
 Humidity:45%
 Test Distance:2.485m [K=1.0000]
 Remarks:

WEC AND CCEC

Test:U:120.0V I:0.1075A P:11.96W PF:0.9274 Lamp Flux:884.845x1 lm		
NAME: ASD Lighting corp	TYPE:N/A	WEIGHT:N/A
SPEC.:ASD-MPR-7D1250-WH	DIM.: N/A	SERIAL No.:N/A
MFR.: ASD Lighting corp	SUR.:N/A	Shielding Angle:N/A

ρcc	80%			70%			50%			30%			10%			0
ρw	50%	30%	10%	50%	30%	10%	50%	30%	10%	50%	30%	10%	50%	30%	10%	0
ρfc	20%			20%			20%			20%			20%			0
RCR	RCR:Room Cavity Ratio						Wall Exitance Coefficients(WEC)									
0.0																
1.0	.311	.177	.056	.303	.173	.055	.290	.166	.053	.278	.160	.051	.267	.154	.050	
2.0	.292	.160	.049	.286	.157	.049	.274	.152	.047	.263	.148	.046	.253	.143	.045	
3.0	.270	.144	.043	.265	.142	.043	.254	.138	.042	.245	.134	.041	.236	.131	.040	
4.0	.250	.130	.038	.245	.128	.038	.235	.125	.037	.227	.122	.037	.219	.119	.036	
5.0	.231	.118	.034	.226	.116	.034	.218	.114	.033	.210	.111	.033	.203	.109	.033	
6.0	.214	.107	.031	.210	.106	.031	.203	.104	.030	.196	.102	.030	.190	.100	.030	
7.0	.199	.098	.028	.196	.097	.028	.189	.096	.028	.183	.094	.027	.177	.092	.027	
8.0	.186	.091	.026	.183	.090	.025	.177	.088	.025	.172	.087	.025	.166	.085	.025	
9.0	.174	.084	.024	.171	.084	.023	.166	.082	.023	.161	.081	.023	.157	.080	.023	
10.0	.164	.079	.022	.161	.078	.022	.157	.077	.022	.152	.076	.021	.148	.074	.021	

ρcc	80%			70%			50%			30%			10%			0
ρw	50%	30%	10%	50%	30%	10%	50%	30%	10%	50%	30%	10%	50%	30%	10%	0
ρfc	20%			20%			20%			20%			20%			0
RCR	RCR:Room Cavity Ratio						Ceiling Cavity Exitance Coefficients(CCEC)									
0.0	.191	.191	.191	.164	.164	.164	.112	.112	.112	.064	.064	.064	.021	.021	.021	
1.0	.181	.157	.135	.155	.135	.116	.106	.093	.081	.061	.054	.047	.020	.017	.015	
2.0	.173	.133	.099	.148	.114	.086	.102	.079	.060	.059	.046	.035	.019	.015	.011	
3.0	.166	.115	.075	.142	.099	.065	.097	.069	.046	.056	.040	.027	.018	.013	.009	
4.0	.158	.102	.059	.135	.088	.051	.093	.061	.036	.054	.036	.021	.017	.012	.007	
5.0	.150	.092	.048	.129	.079	.042	.089	.055	.030	.052	.032	.018	.017	.011	.006	
6.0	.143	.083	.040	.123	.072	.035	.085	.050	.025	.049	.030	.015	.016	.010	.005	
7.0	.136	.076	.034	.117	.066	.030	.081	.046	.021	.047	.027	.013	.015	.009	.004	
8.0	.130	.071	.030	.112	.061	.026	.077	.043	.018	.045	.025	.011	.015	.008	.004	
9.0	.124	.066	.026	.107	.057	.023	.074	.040	.016	.043	.024	.010	.014	.008	.003	
10.0	.118	.061	.023	.102	.053	.020	.071	.037	.014	.041	.022	.009	.013	.007	.003	

C Range: 0 - 360DEG
 C Interval: 22.5DEG
 Test Speed: HIGH
 Temperature:24.9DEG
 Operators:Ben
 Test Date:2020-05-28

γ Range: 0 - 180DEG
 γ Interval: 1.0DEG
 Test System:EVERFINE GO-R5000_V2 SYSTEM V2.0.351
 Humidity:45%
 Test Distance:2.485m [K=1.0000]
 Remarks:

UGR(Unified Glare Rating) Table

Test:U:120.0V I:0.1075A P:11.96W PF:0.9274 Lamp Flux:884.845x1 lm										
NAME: ASD Lighting corp					TYPE:N/A			WEIGHT:N/A		
SPEC.:ASD-MPR-7D1250-WH					DIM.: N/A			SERIAL No.:N/A		
MFR.: ASD Lighting corp					SUR.:N/A			Shielding Angle:N/A		
ceiling/cavity	0.7	0.7	0.5	0.5	0.3	0.7	0.7	0.5	0.5	0.3
walls	0.5	0.3	0.5	0.3	0.3	0.5	0.3	0.5	0.3	0.3
working plane	0.2	0.2	0.2	0.2	0.2	0.2	0.2	0.2	0.2	0.2
Room dimensions	Viewed crosswise					Viewed endwise				
x = 2H y = 2H	23.0	24.5	23.3	24.7	24.9	23.1	24.6	23.4	24.8	25.0
3H	24.5	25.9	24.8	26.2	26.4	24.6	26.0	24.9	26.3	26.5
4H	25.1	26.4	25.4	26.7	27.0	25.2	26.6	25.5	26.8	27.1
6H	25.5	26.8	25.9	27.1	27.3	25.7	26.9	26.0	27.2	27.5
8H	25.7	26.9	26.0	27.2	27.5	25.8	27.0	26.2	27.3	27.6
12H	25.7	26.9	26.1	27.2	27.5	25.9	27.1	26.3	27.4	27.7
4H 2H	23.6	25.0	23.9	25.2	25.5	23.7	25.0	24.0	25.3	25.5
3H	25.3	26.5	25.7	26.8	27.1	25.4	26.6	25.8	26.9	27.2
4H	26.0	27.1	26.4	27.4	27.8	26.1	27.2	26.5	27.5	27.9
6H	26.6	27.5	27.0	27.9	28.3	26.7	27.7	27.1	28.0	28.4
8H	26.8	27.7	27.2	28.0	28.4	26.9	27.8	27.3	28.2	28.6
12H	26.9	27.7	27.3	28.1	28.5	27.1	27.9	27.5	28.3	28.7
8H 4H	26.3	27.2	26.7	27.6	28.0	26.4	27.3	26.8	27.7	28.1
6H	27.0	27.8	27.5	28.2	28.6	27.1	27.9	27.6	28.3	28.7
8H	27.3	28.0	27.8	28.4	28.8	27.4	28.1	27.9	28.5	29.0
12H	27.5	28.1	28.0	28.5	29.0	27.7	28.2	28.1	28.7	29.2
12H 4H	26.3	27.1	26.8	27.5	27.9	26.4	27.2	26.8	27.6	28.0
6H	27.1	27.7	27.5	28.2	28.6	27.2	27.9	27.7	28.3	28.7
8H	27.4	28.0	27.9	28.4	28.9	27.5	28.1	28.0	28.5	29.0
Variations with the observer position at spacings:										
S = 1.0H	+ 0.2 / - 0.2					+ 0.2 / - 0.2				
1.5H	+ 0.2 / - 0.3					+ 0.2 / - 0.3				
2.0H	+ 0.2 / - 0.3					+ 0.2 / - 0.3				

CIE Pub.117 Corrected 884.8 lm Total Lamp Luminous Flux. (8log(F/F0) = -0.4)

C Range: 0 - 360DEG
 C Interval: 22.5DEG
 Test Speed: HIGH
 Temperature:24.9DEG
 Operators:Ben
 Test Date:2020-05-28

γ Range: 0 - 180DEG
 γ Interval: 1.0DEG
 Test System:EVERFINE GO-R5000_V2 SYSTEM V2.0.351
 Humidity:45%
 Test Distance:2.485m [K=1.0000]
 Remarks:

UTILIZATION FACTORS TABLE

Test:U:120.0V I:0.1075A P:11.96W PF:0.9274 Lamp Flux:884.845x1 lm		
NAME: ASD Lighting corp	TYPE:N/A	WEIGHT:N/A
SPEC.:ASD-MPR-7D1250-WH	DIM.: N/A	SERIAL No.:N/A
MFR.: ASD Lighting corp	SUR.:N/A	Shielding Angle:N/A

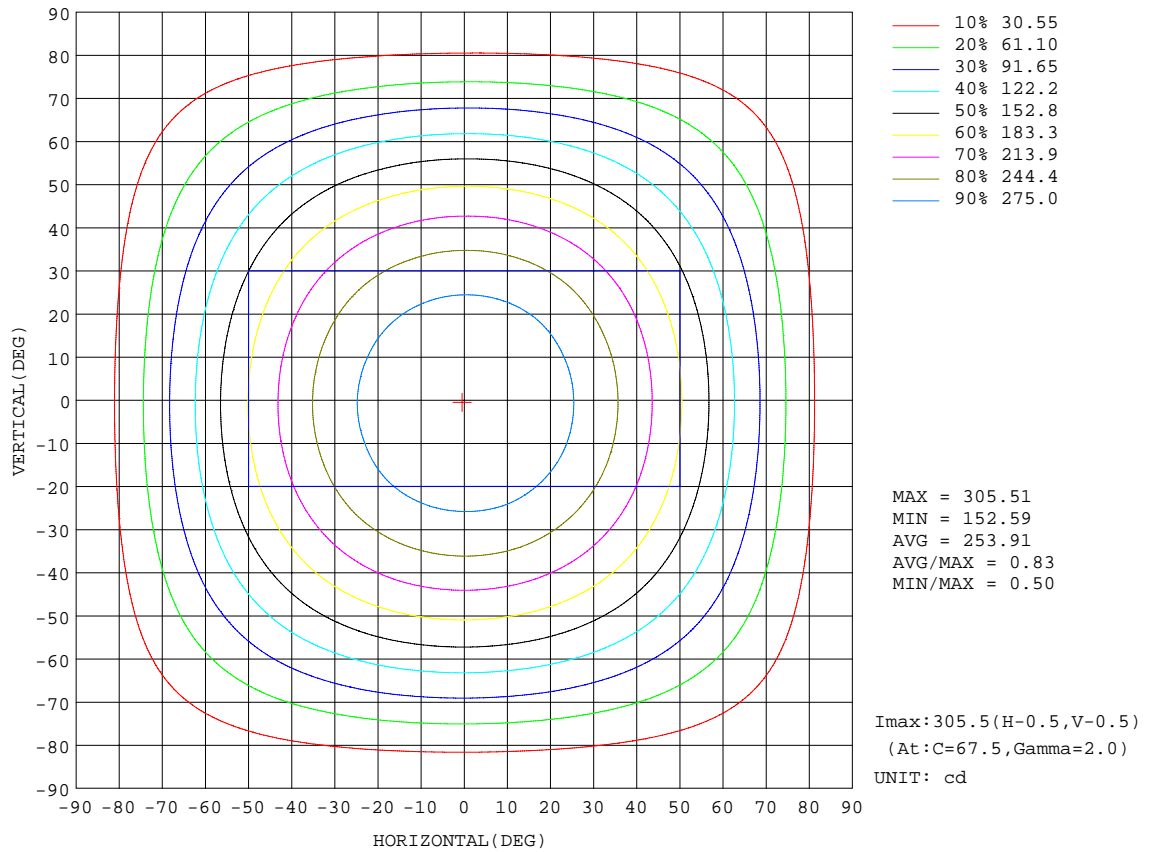
REFLECTANCE										
Ceiling	0.8	0.8	0.8	0.7	0.7	0.7	0.5	0.5	0.5	0
Walls	0.7	0.5	0.3	0.7	0.5	0.3	0.7	0.5	0.3	0
Working plane	0.2	0.2	0.2	0.2	0.2	0.2	0.2	0.2	0.2	0
ROOM INDEX	UTILIZATION FACTORS(PERCENT) $k(RI) \times RCR = 5$									
k = 0.60	57	46	39	57	45	39	55	45	38	32
0.80	67	56	48	66	55	48	65	55	48	41
1.00	76	65	57	75	64	57	72	66	57	49
1.25	83	72	65	82	72	65	79	70	64	57
1.50	88	78	71	86	77	71	83	75	69	62
2.00	95	86	80	93	85	79	89	83	78	70
2.50	99	91	85	97	90	84	93	87	82	74
3.00	102	95	90	100	94	89	96	91	86	78
4.00	106	100	96	104	99	94	99	95	92	83
5.00	109	104	100	106	102	98	102	98	95	86
ROOM INDEX	UF(total)									Direct
According to DIN EN 13032-2 2004			Suspended				SHRNOM = 1.25			

C Range: 0 - 360DEG
 C Interval: 22.5DEG
 Test Speed: HIGH
 Temperature:24.9DEG
 Operators:Ben
 Test Date:2020-05-28

γ Range: 0 - 180DEG
 γ Interval: 1.0DEG
 Test System:EVERFINE GO-R5000_V2 SYSTEM V2.0.351
 Humidity:45%
 Test Distance:2.485m [K=1.0000]
 Remarks:

ISOCANDELA DIAGRAM

Test:U:120.0V I:0.1075A P:11.96W PF:0.9274 Lamp Flux:884.845x1 lm		
NAME: ASD Lighting corp	TYPE:N/A	WEIGHT:N/A
SPEC.:ASD-MPR-7D1250-WH	DIM.: N/A	SERIAL No.:N/A
MFR.: ASD Lighting corp	SUR.:N/A	Shielding Angle:N/A

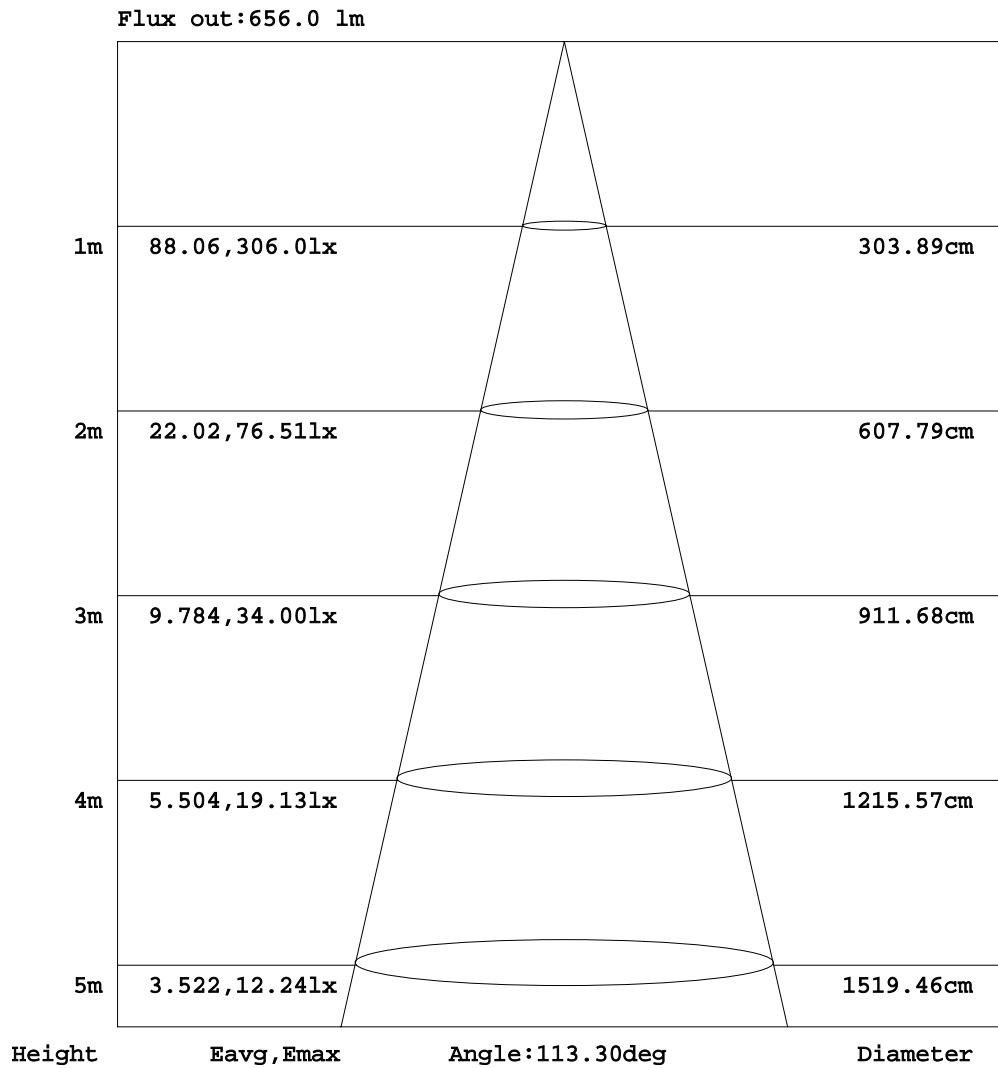


C Range: 0 - 360DEG
 C Interval: 22.5DEG
 Test Speed: HIGH
 Temperature: 24.9DEG
 Operators: Ben
 Test Date: 2020-05-28

γ Range: 0 - 180DEG
 γ Interval: 1.0DEG
 Test System: EVERFINE GO-R5000_V2 SYSTEM V2.0.351
 Humidity: 45%
 Test Distance: 2.485m [K=1.0000]
 Remarks:

AAI Figure

Test:U:120.0V I:0.1075A P:11.96W PF:0.9274 Lamp Flux:884.845x1 lm		
NAME: ASD Lighting corp	TYPE:N/A	WEIGHT:N/A
SPEC.:ASD-MPR-7D1250-WH	DIM.: N/A	SERIAL No.:N/A
MFR.: ASD Lighting corp	SUR.:N/A	Shielding Angle:N/A



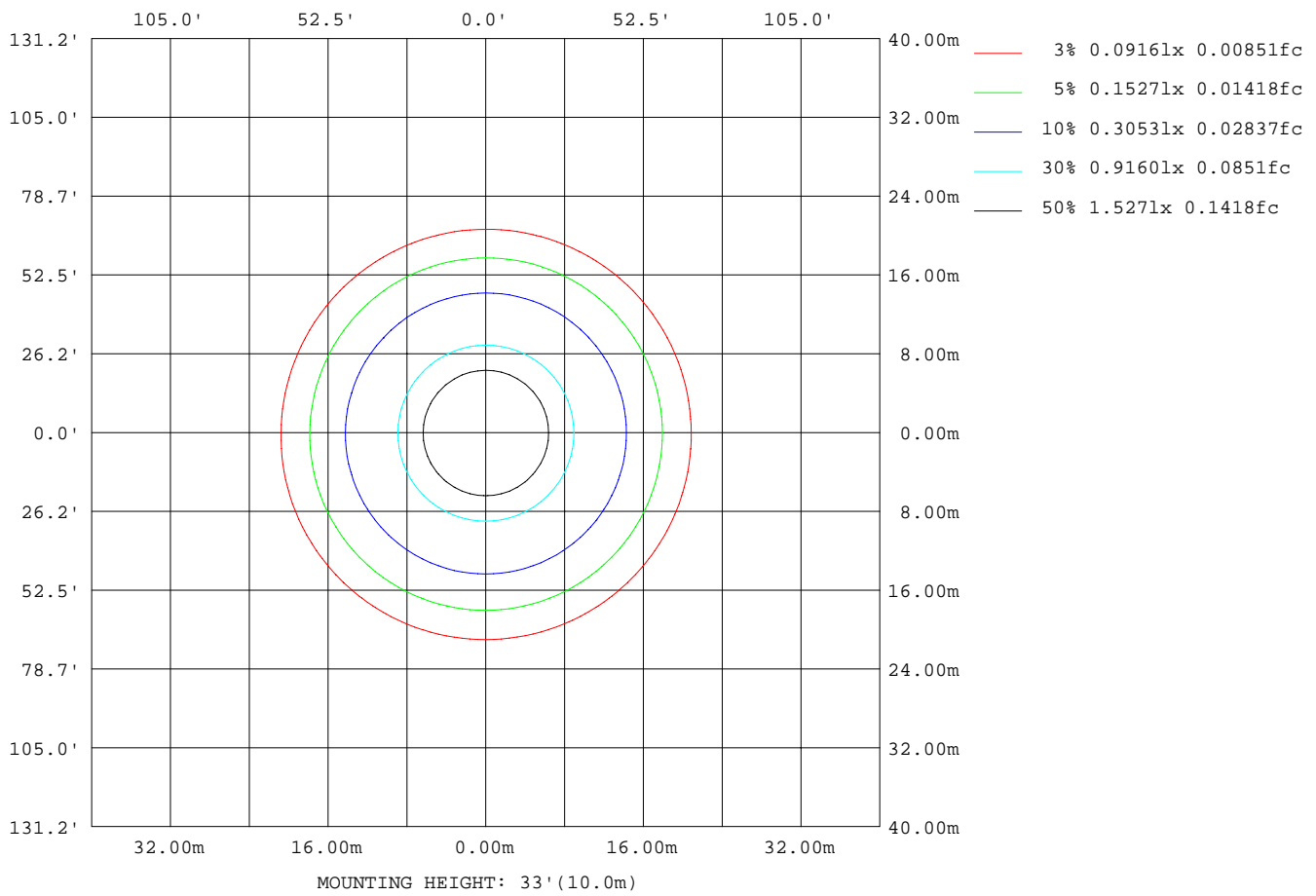
Note:The Curves indicate the illuminated area and the average illumination when the luminaire is at different distance.

C Range: 0 - 360DEG
 C Interval: 22.5DEG
 Test Speed: HIGH
 Temperature:24.9DEG
 Operators:Ben
 Test Date:2020-05-28

γ Range: 0 - 180DEG
 γ Interval: 1.0DEG
 Test System:EVERFINE GO-R5000_V2 SYSTEM V2.0.351
 Humidity:45%
 Test Distance:2.485m [K=1.0000]
 Remarks:

ISOLUX DIAGRAM

Test:U:120.0V I:0.1075A P:11.96W PF:0.9274 Lamp Flux:884.845x1 lm		
NAME: ASD Lighting corp	TYPE:N/A	WEIGHT:N/A
SPEC.:ASD-MPR-7D1250-WH	DIM.: N/A	SERIAL No.:N/A
MFR.: ASD Lighting corp	SUR.:N/A	Shielding Angle:N/A



C Range: 0 - 360DEG
 C Interval: 22.5DEG
 Test Speed: HIGH
 Temperature:24.9DEG
 Operators:Ben
 Test Date:2020-05-28

γ Range: 0 - 180DEG
 γ Interval: 1.0DEG
 Test System:EVERFINE GO-R5000_V2 SYSTEM V2.0.351
 Humidity:45%
 Test Distance:2.485m [K=1.0000]
 Remarks:

LED Avg.L Report

Test:U:120.0V I:0.1075A P:11.96W PF:0.9274 Lamp Flux:884.845x1 lm		
NAME: ASD Lighting corp	TYPE:N/A	WEIGHT:N/A
SPEC.:ASD-MPR-7D1250-WH	DIM.: N/A	SERIAL No.:N/A
MFR.: ASD Lighting corp	SUR.:N/A	Shielding Angle:N/A

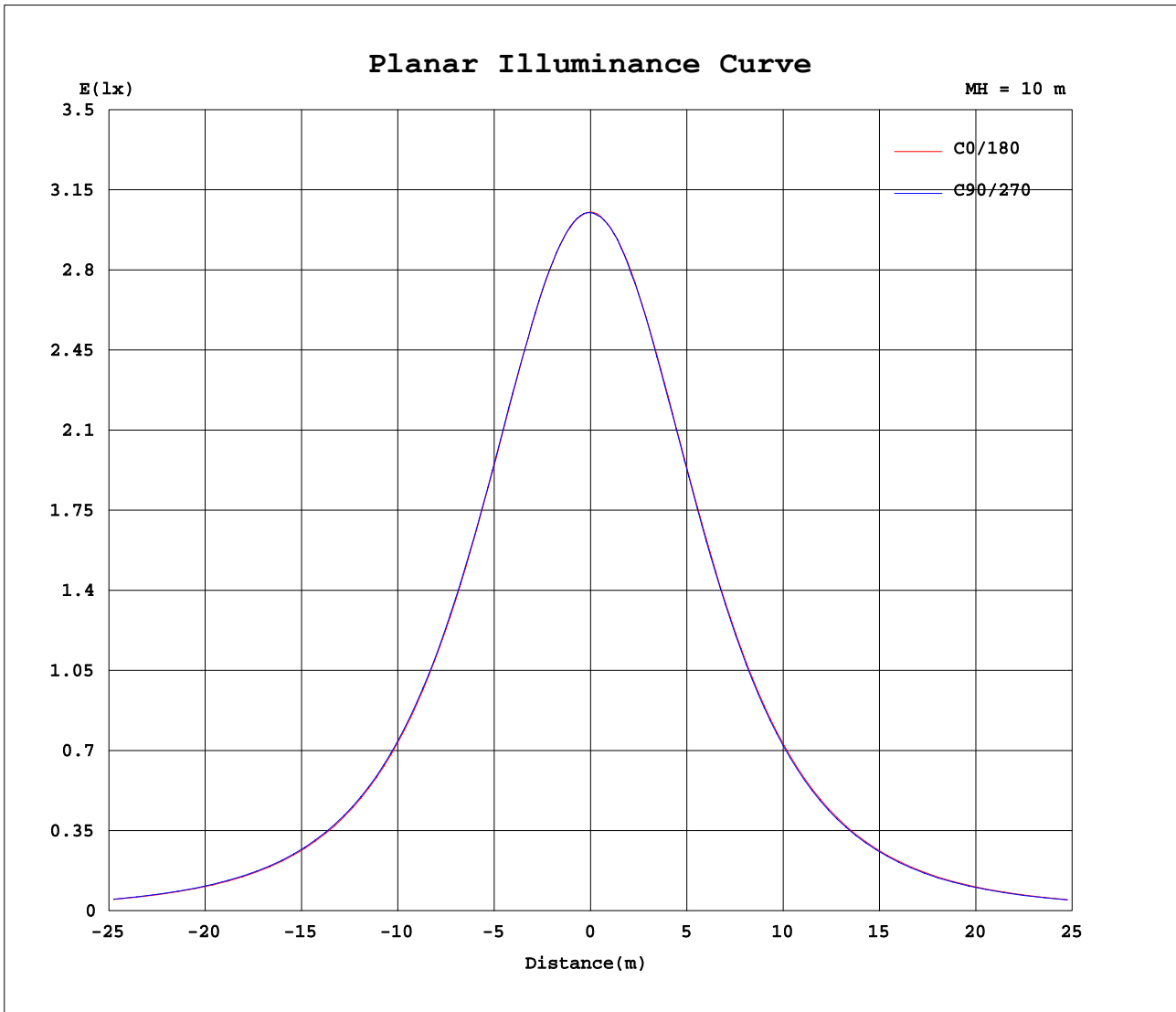
AvgL	cd/m2
L_0~180 (65) av	16820
L_0~180 (75) av	14705
L_0~180 (85) av	11250
L_90~270 (65) av	16826
L_90~270 (75) av	14683
L_90~270 (85) av	11041
L_45 (65) av	16841
L_45 (75) av	14742
L_45 (85) av	11200

Standard: GB/T 29293-2012

C Range: 0 - 360DEG
 C Interval: 22.5DEG
 Test Speed: HIGH
 Temperature:24.9DEG
 Operators:Ben
 Test Date:2020-05-28

γ Range: 0 - 180DEG
 γ Interval: 1.0DEG
 Test System:EVERFINE GO-R5000_V2 SYSTEM V2.0.351
 Humidity:45%
 Test Distance:2.485m [K=1.0000]
 Remarks:

Planar Illuminance Curve



C Range: 0 - 360DEG
 C Interval: 22.5DEG
 Test Speed: HIGH
 Temperature: 24.9DEG
 Operators: Ben
 Test Date: 2020-05-28

γ Range: 0 - 180DEG
 γ Interval: 1.0DEG
 Test System: EVERFINE GO-R5000_V2 SYSTEM V2.0.351
 Humidity: 45%
 Test Distance: 2.485m [K=1.0000]
 Remarks:

LUMINOUS DISTRIBUTION INTENSITY DATA

Test:U:120.0V I:0.1075A P:11.96W PF:0.9274 Lamp Flux:884.845x1 lm		
NAME: ASD Lighting corp	TYPE:N/A	WEIGHT:N/A
SPEC.:ASD-MPR-7D1250-WH	DIM.: N/A	SERIAL No.:N/A
MFR.: ASD Lighting corp	SUR.:N/A	Shielding Angle:N/A

Table--1

UNIT: cd

C (DEG) \ γ (DEG)	0	22.5	45	67.5	90	112.5	135	157.5	180	202.5	225	247.5	270	292.5	315	337.5			
0	305	305	305	305	305	305	305	305	305	305	305	305	305	305	305	305			
5	304	304	305	305	305	304	303	304	304	304	304	304	304	304	303	304			
10	301	301	301	301	301	301	301	301	300	300	300	300	300	300	300	301			
15	295	296	296	296	296	296	294	294	294	294	294	294	294	294	294	294			
20	287	287	288	288	288	287	287	286	285	285	285	285	285	285	286	287			
25	276	277	278	278	277	277	276	275	274	274	274	274	274	274	274	275			
30	263	263	264	264	264	264	263	262	261	260	260	259	260	260	261	262			
35	247	248	249	249	248	248	247	246	245	244	244	243	244	244	245	246			
40	228	229	230	230	230	230	229	228	227	226	225	224	225	226	227	228			
45	208	209	210	210	210	210	209	208	206	205	204	204	204	205	206	207			
50	185	186	187	188	188	188	187	186	184	183	182	181	182	183	184	185			
55	161	162	163	164	164	164	163	162	160	158	158	157	158	159	159	161			
60	136	137	138	139	139	139	138	137	135	133	132	132	132	133	134	136			
65	110	111	112	113	113	113	112	111	109	107	106	106	106	107	108	109			
70	84.3	85.1	85.8	86.5	87.0	87.1	86.4	85.1	83.0	81.4	80.3	79.9	80.2	81.1	82.1	83.3			
75	58.9	60.0	60.7	61.2	61.5	61.7	61.1	60.0	58.2	56.7	55.6	55.2	55.4	56.3	57.4	58.4			
80	35.8	36.4	36.9	37.3	37.7	37.8	37.4	36.4	35.2	33.9	32.9	32.4	32.6	33.4	34.4	35.4			
85	15.3	15.9	16.4	16.7	16.8	16.7	16.3	15.5	14.9	13.9	13.3	12.7	12.8	13.4	14.1	15.0			
90	0.15	0.24	0.37	0.45	0.44	0.31	0.20	0.13	0.02	0.02	0.02	0.01	0.01	0.02	0.02	0.02			
95	0.07	0.07	0.07	0.07	0.07	0.07	0.07	0.07	0.02	0.02	0.02	0.02	0.02	0.02	0.02	0.02			
100	0.08	0.08	0.08	0.08	0.08	0.08	0.09	0.08	0.03	0.03	0.04	0.03	0.03	0.03	0.03	0.03			
105	0.09	0.09	0.09	0.09	0.10	0.09	0.11	0.10	0.05	0.05	0.05	0.05	0.05	0.05	0.05	0.05			
110	0.10	0.10	0.10	0.11	0.11	0.12	0.11	0.12	0.07	0.07	0.07	0.06	0.06	0.06	0.07	0.06			
115	0.12	0.12	0.12	0.12	0.12	0.14	0.14	0.14	0.10	0.09	0.09	0.08	0.08	0.08	0.08	0.08			
120	0.14	0.14	0.14	0.14	0.14	0.16	0.16	0.14	0.10	0.11	0.11	0.10	0.10	0.10	0.10	0.10			
125	0.16	0.16	0.17	0.17	0.17	0.19	0.19	0.19	0.14	0.13	0.13	0.13	0.12	0.12	0.12	0.12			
130	0.20	0.20	0.21	0.21	0.21	0.22	0.23	0.23	0.16	0.15	0.15	0.15	0.14	0.14	0.14	0.14			
135	0.26	0.26	0.26	0.26	0.27	0.27	0.28	0.28	0.18	0.16	0.17	0.17	0.16	0.16	0.16	0.16			
140	0.33	0.33	0.33	0.33	0.34	0.34	0.35	0.33	0.20	0.18	0.19	0.18	0.18	0.18	0.18	0.17			
145	0.41	0.41	0.42	0.42	0.42	0.43	0.44	0.41	0.22	0.20	0.21	0.21	0.20	0.20	0.20	0.20			
150	0.49	0.49	0.49	0.49	0.49	0.50	0.50	0.51	0.23	0.23	0.23	0.23	0.22	0.22	0.22	0.22			
155	0.56	0.56	0.56	0.55	0.55	0.57	0.57	0.57	0.26	0.26	0.26	0.26	0.25	0.25	0.25	0.25			
160	0.60	0.60	0.60	0.60	0.60	0.61	0.59	0.61	0.29	0.29	0.29	0.29	0.29	0.28	0.28	0.28			
165	0.59	0.59	0.59	0.59	0.60	0.60	0.60	0.60	0.31	0.31	0.30	0.31	0.31	0.31	0.30	0.30			
170	0.56	0.56	0.56	0.56	0.56	0.55	0.56	0.56	0.33	0.33	0.33	0.33	0.33	0.33	0.33	0.33			
175	0.51	0.52	0.52	0.52	0.52	0.51	0.51	0.51	0.37	0.37	0.37	0.39	0.37	0.38	0.38	0.38			
180	0.44	0.44	0.44	0.44	0.45	0.44	0.44	0.45	0.45	0.45	0.45	0.45	0.45	0.45	0.45	0.45			

C Range: 0 - 360DEG
 C Interval: 22.5DEG
 Test Speed: HIGH
 Temperature:24.9DEG
 Operators:Ben
 Test Date:2020-05-28

γ Range: 0 - 180DEG
 γ Interval: 1.0DEG
 Test System:EVERFINE GO-R5000_V2 SYSTEM V2.0.351
 Humidity:45%
 Test Distance:2.485m [K=1.0000]
 Remarks: