

Floodlight Summary:

Report based on lamp delivering 1000 lumens.

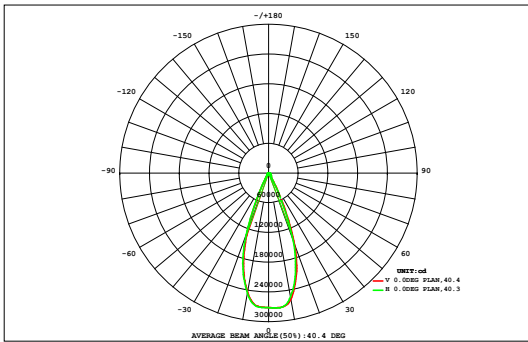
Maximum Intensity (Luminaire orientation as tested.)		2219.4 cd per klm. -1.5 degrees vertical -3.5 degrees horizontal
Beam Spread	At 10% of Imax At 50% of Imax At 90% of Imax	56.7V x 57.0H 40.3V x 40.4H 21.3V x 21.8H
Beam Flux	Total To 10% of Imax To 50% of Imax To 90% of Imax	1000.3 lumens per klm. 874.4 lumens per klm. 658.4 lumens per klm. 231.0 lumens per klm.
	Upward LOR Downward LOR	0.1 % 99.9 %
Luminaire Efficiency (Light Output Ratio)		100.0 %

C Range: 0 - 360DEG  
 C Interval: 22.5DEG  
 Test Speed: HIGH  
 Temperature: 25DEG  
 Operators: S  
 Test Date: 2021-7-20

γ Range: 0 - 180DEG  
 γ Interval: 1.0DEG  
 Test System: EVERFINE GO-2000B\_V1 SYSTEM V2.0.267  
 Humidity: 65.0%  
 Test Distance: 7.800m [K=1.0000]  
 Remarks:

**LUMINAIRE PHOTOMETRIC TEST REPORT**

Test:U:277.34V I:3.6606A P:1015.2W PF:0.9910 Freq:50.00Hz		
Lamp Flux:123035 lm		
NAME: ASD-SPFL2-1000D50-PRM	TYPE:	WEIGHT:
SPEC.:	DIM.:	SERIAL No.:
MFR.: ASD LIGHTING CORP	SUR.:	Shielding Angle:



DATA OF LAMP		Eff:121.67lm/W	
MOD:ASD-SPFL2-1000D50-PRM	Imax (cd)	274144	
NOMINAL POWER (W)	1000	AVAILABILITY (%)	87.4
RATED VOLTAGE (V)	277	Avai. FLUX (lm)	107923
NOMINAL FLUX (lm)	123035	LOR (%)	100.0
LAMPS INSIDE	1	TOTAL FLUX (lm)	123035
TEST VOLTAGE (V)	277	θ @50% (H, V)	40, 40DEG

VERTICAL (DEG)	AREA FLUX DIAGRAM																UNIT: lm		Φ t	Φ a
	14.2	17.7	21.2	24.7	28.2	31.3	33.9	35.6	36.2	36.0	34.9	32.9	30.1	27.0	23.5	20.2	16.8	13.2		
45	14.2	17.7	21.2	24.7	28.2	31.3	33.9	35.6	36.2	36.0	34.9	32.9	30.1	27.0	23.5	20.2	16.8	13.2	478	0.00
40	16.5	20.5	25.2	30.1	35.2	39.2	42.1	44.3	45.2	44.8	43.3	40.8	37.6	33.3	28.4	23.8	19.4	15.5	585	0.00
35	18.6	23.8	29.9	37.1	43.1	50.5	60.8	71.4	77.8	76.3	67.7	56.4	47.3	40.9	34.8	27.9	22.2	17.5	804	0.00
30	20.9	27.2	35.1	43.9	60.2	90.4	136	194	239	233	179	120	78.8	53.9	41.1	32.8	25.3	19.4	1631	544
25	23.2	30.8	39.5	58.5	110	224	399	574	681	667	536	350	185	91.0	51.5	37.0	28.5	21.4	4107	3438
20	25.4	33.6	46.7	90.0	230	525	867	1126	1267	1252	1077	790	441	177	73.9	41.8	31.4	23.4	8117	7599
15	27.2	36.0	58.8	147	429	886	1304	1574	1696	1681	1521	1202	761	326	109	49.5	33.5	25.0	11865	11426
10	28.5	38.3	72.7	226	634	1171	1603	1882	1982	1964	1820	1477	1007	484	154	57.3	34.9	26.2	14662	14253
5	29.1	39.9	85.1	289	767	1329	1750	2004	2064	2063	1951	1623	1149	584	188	61.9	35.7	26.7	16039	15643
0	29.0	39.9	84.9	287	760	1316	1735	2006	2077	2063	1961	1647	1173	595	191	62.3	35.8	26.8	16090	15692
-5	28.3	38.2	72.2	222	616	1142	1584	1891	2018	2010	1862	1538	1064	513	164	58.1	35.3	26.4	14882	14483
-10	27.0	35.8	57.8	145	416	888	1323	1634	1770	1757	1592	1255	805	353	118	50.5	34.0	25.5	12287	11855
-15	25.1	33.3	46.3	89.1	228	536	924	1219	1355	1336	1167	853	473	193	77.7	43.0	32.1	24.0	8654	8147
-20	22.9	30.4	39.2	58.3	110	237	449	662	774	760	625	407	208	98.5	53.8	38.1	29.4	22.1	4625	3992
-25	20.7	26.9	34.6	43.5	61.1	96.2	159	233	279	273	220	148	90.1	57.8	42.5	33.9	26.2	20.0	1866	850
-30	18.5	23.5	29.5	36.6	43.1	52.4	66.2	80.0	88.5	87.9	78.7	65.1	51.6	42.9	36.2	28.9	22.9	18.0	870	0.00
-35	16.4	20.4	25.0	30.0	35.4	39.9	43.3	46.0	47.3	47.3	46.1	43.6	40.0	35.2	29.7	24.5	19.9	15.9	606	0.00
-40	14.0	17.6	21.1	24.8	28.7	32.2	35.0	36.8	37.5	37.5	36.9	35.1	32.2	28.4	24.5	20.8	17.2	13.6	494	0.00
-45	14.0	17.6	21.1	24.8	28.7	32.2	35.0	36.8	37.5	37.5	36.9	35.1	32.2	28.4	24.5	20.8	17.2	13.6	494	0.00
	-45	-40	-35	-30	-25	-20	-15	-10	HORIZONTAL (DEG)	10	15	20	25	30	35	40	45			
Φ t	405	534	825	1883	4634	8685	12514	15313	16533	16391	14818	11685	7674	3734	1442	712	501	381	118663	---
Φ a	0.00	0.00	0.00	942	3985	8119	12013	14832	16088	15934	14338	11174	7092	3026	380	0.00	0.00	0.00	---	107923

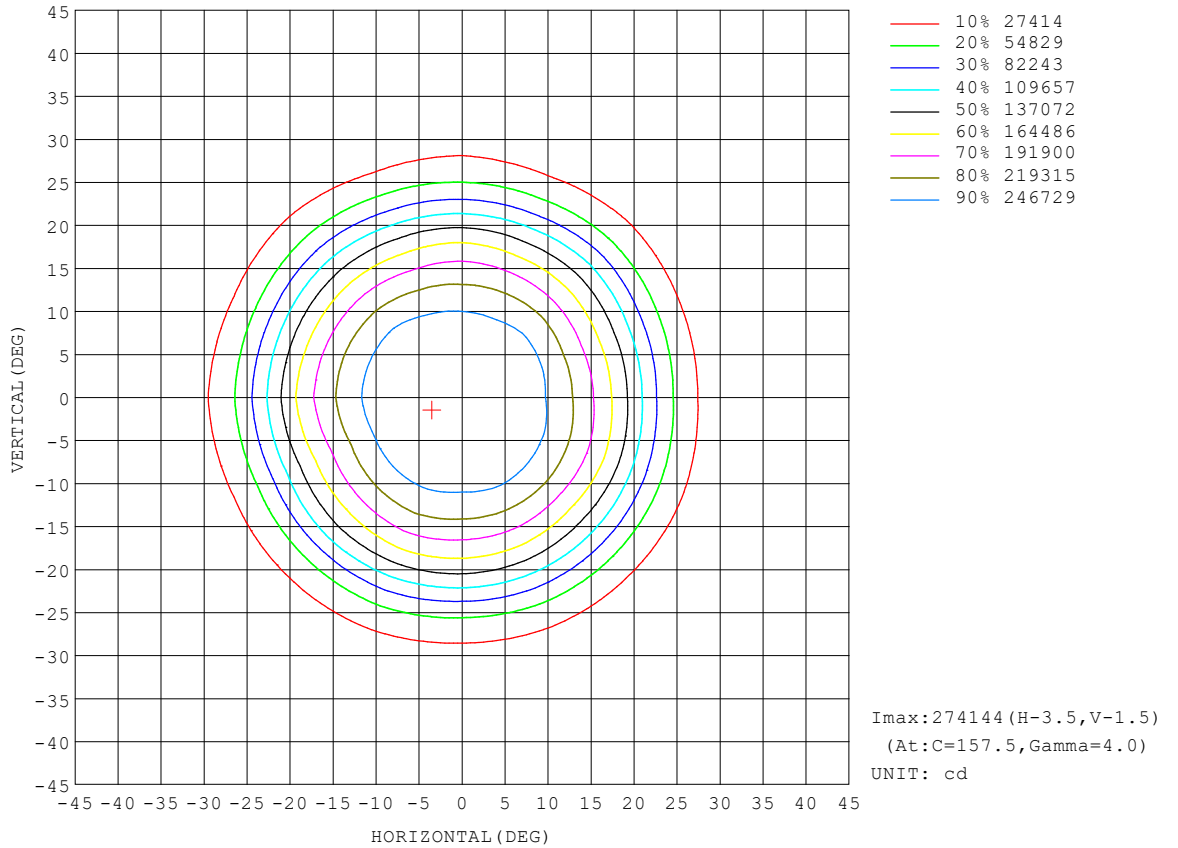
one-half-peak spread: U:16.6,D:17.8 , L:17.2,R:23.4 NEMA Beam Type: Type 4

C Range: 0 - 360DEG  
 C Interval: 22.5DEG  
 Test Speed: HIGH  
 Temperature: 25DEG  
 Operators: S  
 Test Date: 2021-7-20

γ Range: 0 - 180DEG  
 γ Interval: 1.0DEG  
 Test System: EVERFINE GO-2000B\_V1 SYSTEM V2.0.267  
 Humidity: 65.0%  
 Test Distance: 7.800m [K=1.0000]  
 Remarks:

**ISOCANDELA DIAGRAM**

Test:U:277.34V I:3.6606A P:1015.2W PF:0.9910 Freq:50.00Hz Lamp Flux:123035lm		
NAME: ASD-SPFL2-1000D50-PRM	TYPE:	WEIGHT:
SPEC.:	DIM.:	SERIAL No.:
MFR.: ASD LIGHTING CORP	SUR.:	Shielding Angle:

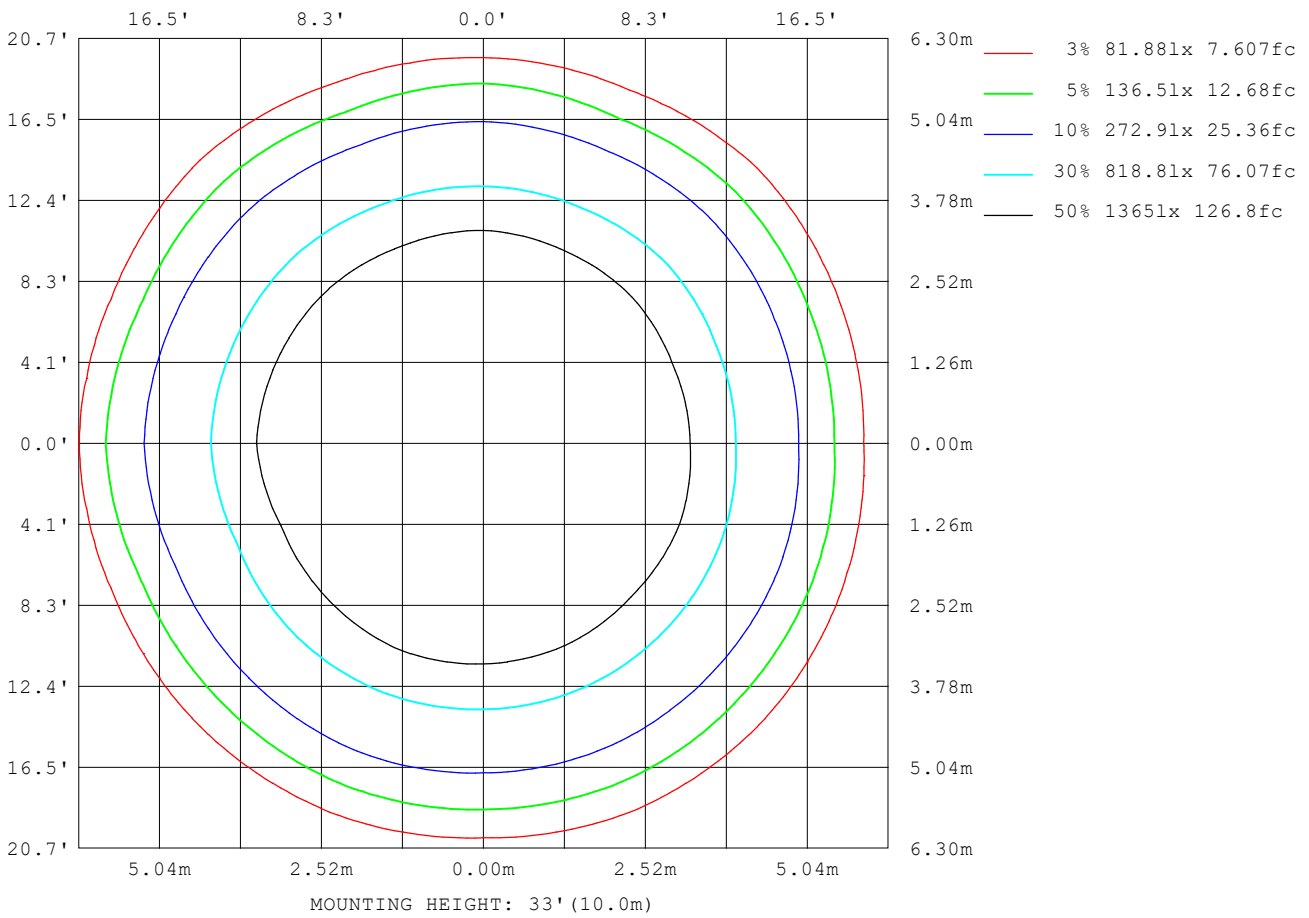


C Range: 0 - 360DEG  
C Interval: 22.5DEG  
Test Speed: HIGH  
Temperature:25DEG  
Operators:S  
Test Date:2021-7-20

γ Range: 0 - 180DEG  
γ Interval: 1.0DEG  
Test System:EVERFINE GO-2000B\_V1 SYSTEM V2.0.267  
Humidity:65.0%  
Test Distance:7.800m [K=1.0000]  
Remarks:

**ISOLUX DIAGRAM**

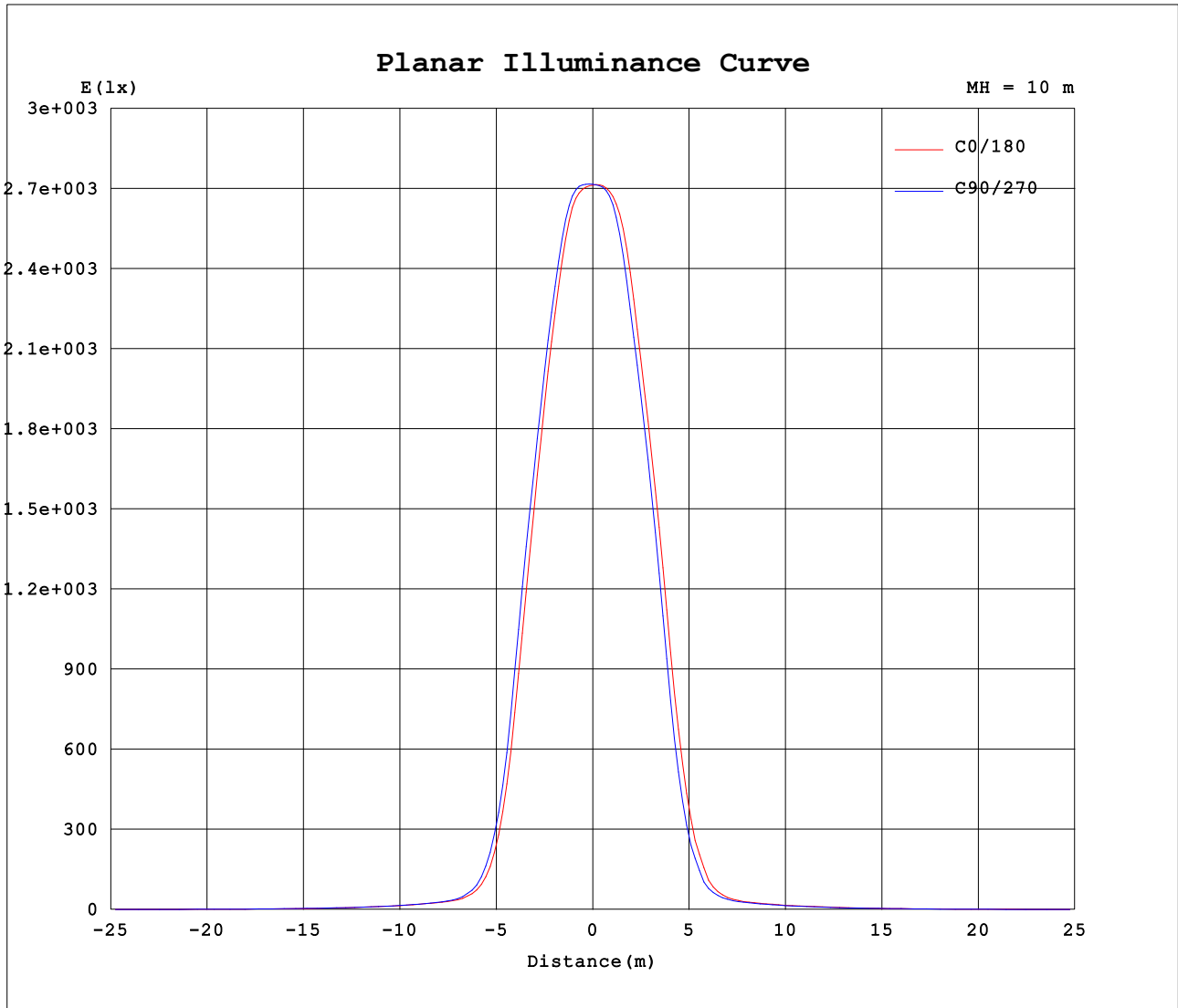
<b>Test:U:277.34V I:3.6606A P:1015.2W PF:0.9910 Freq:50.00Hz</b> <b>Lamp Flux:123035 lm</b>		
<b>NAME: ASD-SPFL2-1000D50-PRM</b>	<b>TYPE:</b>	<b>WEIGHT:</b>
<b>SPEC.:</b>	<b>DIM.:</b>	<b>SERIAL No.:</b>
<b>MFR.: ASD LIGHTING CORP</b>	<b>SUR.:</b>	<b>Shielding Angle:</b>



C Range: 0 - 360DEG  
 C Interval: 22.5DEG  
 Test Speed: HIGH  
 Temperature:25DEG  
 Operators:S  
 Test Date:2021-7-20

γ Range: 0 - 180DEG  
 γ Interval: 1.0DEG  
 Test System:EVERFINE GO-2000B\_V1 SYSTEM V2.0.267  
 Humidity:65.0%  
 Test Distance:7.800m [K=1.0000]  
 Remarks:

**Planar Illuminance Curve**

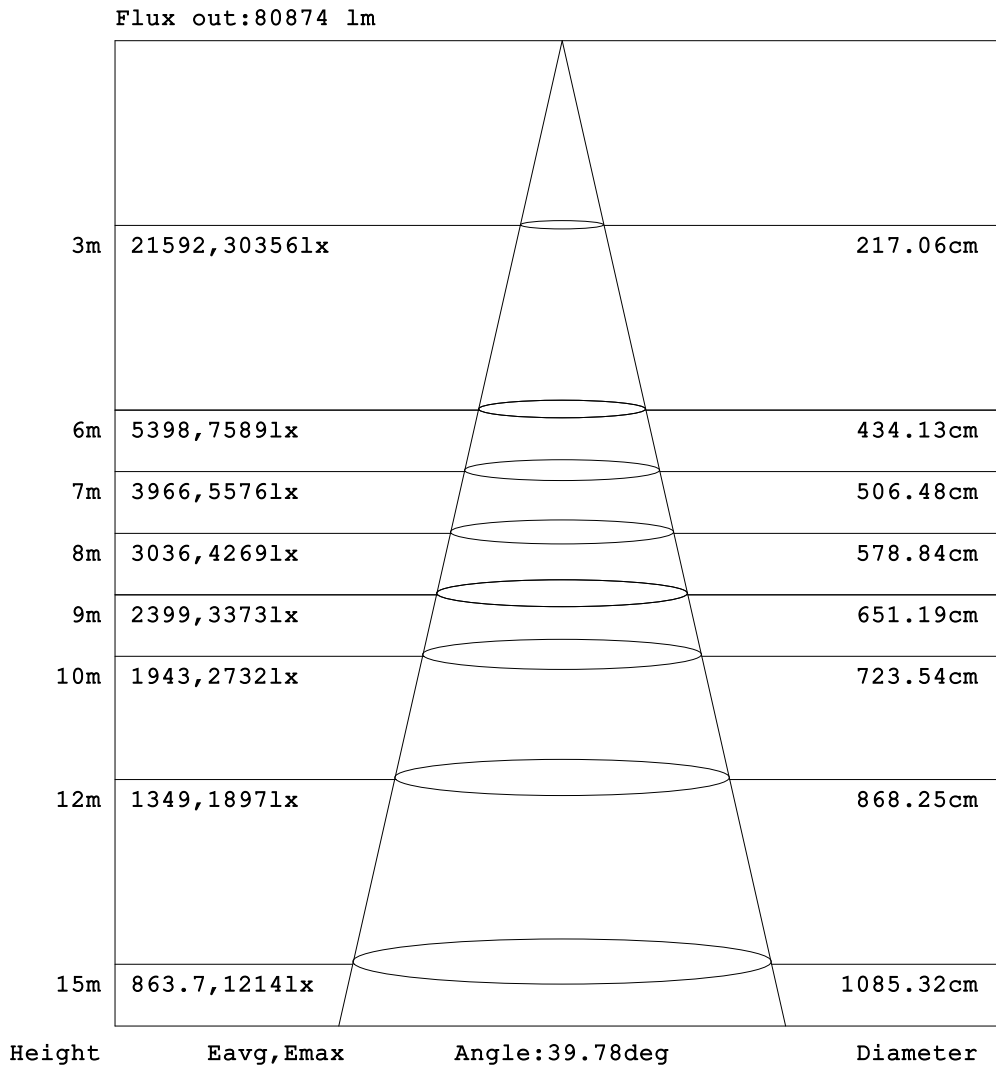


C Range: 0 - 360DEG  
 C Interval: 22.5DEG  
 Test Speed: HIGH  
 Temperature: 25DEG  
 Operators: S  
 Test Date: 2021-7-20

γ Range: 0 - 180DEG  
 γ Interval: 1.0DEG  
 Test System: EVERFINE GO-2000B\_V1 SYSTEM V2.0.267  
 Humidity: 65.0%  
 Test Distance: 7.800m [K=1.0000]  
 Remarks:

**AAI Figure**

Test:U:277.34V I:3.6606A P:1015.2W PF:0.9910 Freq:50.00Hz Lamp Flux:123035 lm		
NAME: ASD-SPFL2-1000D50-PRM	TYPE:	WEIGHT:
SPEC.:	DIM.:	SERIAL No.:
MFR.: ASD LIGHTING CORP	SUR.:	Shielding Angle:



Note:The Curves indicate the illuminated area and the average illumination when the luminaire is at different distance.

C Range: 0 - 360DEG  
 C Interval: 22.5DEG  
 Test Speed: HIGH  
 Temperature:25DEG  
 Operators:S  
 Test Date:2021-7-20

γ Range: 0 - 180DEG  
 γ Interval: 1.0DEG  
 Test System:EVERFINE GO-2000B\_V1 SYSTEM V2.0.267  
 Humidity:65.0%  
 Test Distance:7.800m [K=1.0000]  
 Remarks:

LUMINOUS DISTRIBUTION INTENSITY DATA

Test:U:277.34V I:3.6606A P:1015.2W PF:0.9910 Freq:50.00Hz Lamp Flux:123035 lm		
NAME: ASD-SPFL2-1000D50-PRM	TYPE:	WEIGHT:
SPEC.:	DIM.:	SERIAL No.:
MFR.: ASD LIGHTING CORP	SUR.:	Shielding Angle:

Table--1

UNIT: X100cd

H (DEG) V (DEG)	-90	-85	-80	-75	-70	-65	-60	-55	-50	-45	-40	-35	-30	-25	-20	-15	-10	-5	0
-180	0.15	0.01	0.01	0.02	0.02	0.03	0.04	0.07	0.13	0.23	0.35	0.47	0.59	0.66	0.70	0.69	0.65	0.60	0.54
-170	0.15	0.01	0.01	0.02	0.02	0.02	0.03	0.06	0.11	0.18	0.27	0.37	0.44	0.49	0.52	0.54	0.55	0.53	0.52
-160	0.15	0.01	0.01	0.02	0.02	0.02	0.03	0.05	0.08	0.12	0.18	0.26	0.34	0.41	0.46	0.50	0.52	0.53	0.53
-150	0.15	0.01	0.01	0.02	0.02	0.02	0.02	0.03	0.05	0.08	0.12	0.17	0.23	0.29	0.34	0.38	0.40	0.43	0.43
-140	0.15	0.01	0.01	0.01	0.02	0.02	0.02	0.02	0.03	0.05	0.07	0.10	0.13	0.16	0.19	0.21	0.24	0.25	0.26
-130	0.15	0.01	0.01	0.01	0.01	0.02	0.02	0.02	0.02	0.03	0.04	0.05	0.05	0.06	0.07	0.09	0.10	0.10	0.11
-120	0.15	0.01	0.01	0.01	0.01	0.01	0.02	0.02	0.02	0.02	0.02	0.03	0.03	0.03	0.03	0.03	0.03	0.03	0.03
-110	0.15	0.01	0.01	0.01	0.01	0.01	0.02	0.02	0.02	0.02	0.02	0.02	0.02	0.02	0.02	0.02	0.02	0.02	0.02
-100	0.15	0.03	0.01	0.01	0.01	0.01	0.01	0.02	0.02	0.02	0.02	0.02	0.02	0.02	0.02	0.02	0.02	0.02	0.02
-90	0.15	0.14	0.13	0.11	0.10	0.09	0.08	0.07	0.06	0.05	0.06	0.07	0.08	0.09	0.09	0.08	0.07	0.06	0.04
-80	0.15	0.27	0.39	0.54	0.72	0.93	1.15	1.38	1.60	1.81	2.07	2.32	2.56	2.78	2.94	3.00	3.03	3.03	2.99
-70	0.15	0.40	0.76	1.23	1.78	2.43	3.07	3.77	4.45	5.11	5.83	6.54	7.22	7.79	8.23	8.56	8.81	8.94	8.95
-60	0.15	0.55	1.22	2.11	3.15	4.29	5.48	6.81	8.31	9.92	11.4	13.0	14.8	16.5	18.0	19.1	19.8	20.2	20.2
-50	0.15	0.72	1.73	3.07	4.62	6.30	8.25	10.6	13.3	16.3	19.7	23.2	26.5	29.0	31.1	32.8	34.2	35.1	35.5
-40	0.15	0.90	2.24	4.02	6.03	8.45	11.5	15.3	19.9	24.9	29.4	33.3	38.1	42.7	47.3	51.3	53.6	54.5	54.3
-30	0.15	1.05	2.70	4.85	7.38	10.7	15.1	20.5	26.4	31.8	38.0	45.3	54.8	62.8	78.0	106	142	178	189
-20	0.15	1.17	3.05	5.49	8.51	12.7	18.3	25.1	31.5	38.5	47.5	57.8	77.6	142	327	690	1111	1378	1457
-10	0.15	1.24	3.28	5.92	9.31	14.2	20.7	28.1	35.2	44.0	54.9	71.7	147	440	1076	1730	2215	2485	2542
0	0.15	1.27	3.37	6.09	9.65	14.9	21.7	29.4	37.3	46.2	57.0	83.5	241	736	1542	2163	2591	2720	2713
10	0.15	1.25	3.29	5.93	9.33	14.3	20.7	28.1	35.3	44.2	55.2	71.8	147	459	1102	1747	2198	2416	2465
20	0.15	1.17	3.06	5.51	8.53	12.8	18.3	25.1	31.6	39.0	48.1	58.5	77.8	141	320	653	994	1241	1325
30	0.15	1.05	2.71	4.86	7.41	10.8	15.1	20.5	26.5	32.1	38.5	45.9	55.6	63.3	75.9	98.7	124	150	159
40	0.15	0.90	2.25	4.03	6.07	8.51	11.6	15.3	20.0	25.0	29.6	33.5	38.2	42.3	46.4	49.9	52.2	53.1	52.8
50	0.15	0.72	1.73	3.11	4.65	6.36	8.34	10.7	13.5	16.6	20.0	23.5	26.2	28.5	30.3	31.8	33.0	33.9	34.2
60	0.15	0.55	1.23	2.13	3.20	4.33	5.55	6.87	8.40	10.0	11.6	13.0	14.4	15.8	16.9	18.0	18.8	19.3	19.5
70	0.15	0.39	0.76	1.24	1.81	2.47	3.13	3.79	4.47	5.16	5.81	6.41	6.97	7.44	7.80	8.14	8.38	8.51	8.52
80	0.15	0.26	0.38	0.53	0.73	0.94	1.14	1.36	1.58	1.79	2.01	2.19	2.34	2.46	2.57	2.67	2.74	2.77	2.78
90	0.15	0.13	0.11	0.09	0.07	0.06	0.05	0.05	0.04	0.04	0.04	0.03	0.02	0.02	0.02	0.02	0.02	0.01	0.01
100	0.15	0.03	0.01	0.01	0.01	0.01	0.01	0.01	0.01	0.01	0.01	0.01	0.02	0.02	0.02	0.02	0.02	0.02	0.02
110	0.15	0.01	0.01	0.01	0.01	0.02	0.02	0.02	0.02	0.02	0.02	0.02	0.02	0.02	0.02	0.02	0.02	0.02	0.02
120	0.15	0.01	0.01	0.01	0.02	0.02	0.02	0.02	0.02	0.02	0.02	0.03	0.03	0.03	0.04	0.04	0.04	0.04	0.04
130	0.15	0.01	0.01	0.02	0.02	0.02	0.02	0.02	0.03	0.03	0.04	0.05	0.07	0.09	0.11	0.12	0.14	0.15	0.15
140	0.15	0.01	0.01	0.02	0.02	0.02	0.02	0.03	0.04	0.06	0.08	0.12	0.17	0.22	0.27	0.32	0.35	0.37	0.37
150	0.15	0.01	0.01	0.02	0.02	0.02	0.03	0.04	0.07	0.11	0.17	0.24	0.32	0.40	0.48	0.54	0.57	0.59	0.60
160	0.15	0.01	0.01	0.02	0.02	0.02	0.03	0.05	0.10	0.17	0.26	0.36	0.47	0.56	0.63	0.67	0.69	0.69	0.69
170	0.15	0.01	0.01	0.02	0.02	0.02	0.04	0.07	0.12	0.21	0.33	0.45	0.56	0.64	0.69	0.70	0.68	0.64	0.63
180	0.15	0.01	0.01	0.02	0.02	0.03	0.04	0.07	0.13	0.23	0.35	0.47	0.59	0.66	0.70	0.69	0.65	0.60	0.54

C Range: 0 - 360DEG  
 C Interval: 22.5DEG  
 Test Speed: HIGH  
 Temperature:25DEG  
 Operators:S  
 Test Date:2021-7-20

γ Range: 0 - 180DEG  
 γ Interval: 1.0DEG  
 Test System:EVERFINE GO-2000B\_V1 SYSTEM V2.0.267  
 Humidity:65.0%  
 Test Distance:7.800m [K=1.0000]  
 Remarks:

LUMINOUS DISTRIBUTION INTENSITY DATA

Test:U:277.34V I:3.6606A P:1015.2W PF:0.9910 Freq:50.00Hz Lamp Flux:123035 lm		
NAME: ASD-SPFL2-1000D50-PRM	TYPE:	WEIGHT:
SPEC.:	DIM.:	SERIAL No.:
MFR.: ASD LIGHTING CORP	SUR.:	Shielding Angle:

Table--2

UNIT: X100cd

H (DEG) V (DEG)	5	10	15	20	25	30	35	40	45	50	55	60	65	70	75	80	85	90
-180	0.53	0.53	0.54	0.54	0.52	0.46	0.38	0.29	0.19	0.12	0.07	0.04	0.02	0.02	0.02	0.02	0.01	0.01
-170	0.53	0.54	0.54	0.53	0.49	0.43	0.35	0.26	0.18	0.11	0.06	0.04	0.02	0.02	0.02	0.01	0.01	0.01
-160	0.53	0.52	0.51	0.47	0.42	0.35	0.28	0.20	0.14	0.08	0.05	0.03	0.02	0.02	0.02	0.01	0.01	0.01
-150	0.43	0.41	0.39	0.35	0.30	0.24	0.19	0.13	0.09	0.06	0.04	0.02	0.02	0.02	0.02	0.01	0.01	0.01
-140	0.26	0.24	0.22	0.19	0.16	0.13	0.10	0.07	0.05	0.03	0.02	0.02	0.02	0.02	0.01	0.01	0.01	0.01
-130	0.10	0.10	0.09	0.08	0.07	0.05	0.04	0.03	0.03	0.02	0.02	0.02	0.02	0.01	0.01	0.01	0.01	0.01
-120	0.03	0.03	0.03	0.03	0.03	0.02	0.02	0.02	0.02	0.02	0.02	0.02	0.01	0.01	0.01	0.01	0.01	0.01
-110	0.02	0.02	0.02	0.02	0.02	0.02	0.02	0.02	0.02	0.02	0.01	0.01	0.01	0.01	0.01	0.01	0.01	0.01
-100	0.02	0.02	0.02	0.01	0.01	0.01	0.01	0.01	0.01	0.01	0.01	0.01	0.01	0.01	0.01	0.01	0.01	0.01
-90	0.04	0.04	0.04	0.04	0.04	0.03	0.03	0.02	0.02	0.01	0.01	0.01	0.01	0.01	0.01	0.01	0.01	0.01
-80	2.98	2.94	2.87	2.77	2.60	2.36	2.11	1.84	1.58	1.35	1.12	0.89	0.67	0.47	0.30	0.16	0.03	0.01
-70	8.91	8.75	8.47	8.10	7.59	6.97	6.28	5.54	4.81	4.12	3.43	2.73	2.05	1.40	0.84	0.43	0.14	0.01
-60	20.1	19.6	18.8	17.7	16.1	14.4	12.6	11.1	9.50	7.85	6.38	5.05	3.89	2.67	1.60	0.77	0.26	0.01
-50	35.1	34.1	32.7	30.9	28.7	26.0	22.5	19.0	15.6	12.7	10.0	7.71	5.76	4.04	2.48	1.20	0.37	0.01
-40	54.7	54.0	51.7	47.1	42.3	37.4	32.8	28.7	23.9	18.9	14.5	10.6	7.69	5.34	3.33	1.62	0.48	0.01
-30	173	138	103	75.4	62.2	54.0	44.3	36.9	30.9	25.3	19.2	13.8	9.59	6.52	4.06	2.00	0.58	0.01
-20	1333	1035	618	279	125	71.6	56.4	45.7	36.8	29.9	23.1	16.5	11.3	7.43	4.62	2.29	0.66	0.01
-10	2463	2161	1643	956	351	118	64.3	52.1	41.5	32.8	25.7	18.3	12.4	8.03	4.97	2.46	0.70	0.01
0	2694	2444	1956	1249	493	146	67.6	53.4	42.7	33.7	26.4	18.7	12.7	8.20	5.07	2.50	0.71	0.01
10	2366	2080	1563	894	324	115	63.2	51.3	40.9	32.4	25.4	18.1	12.2	7.99	4.95	2.45	0.70	0.01
20	1201	917	557	261	118	69.1	55.1	44.2	35.8	29.4	22.6	16.1	11.1	7.36	4.58	2.27	0.65	0.01
30	143	114	88.2	69.5	60.0	52.1	42.7	35.8	30.2	24.4	18.5	13.3	9.42	6.41	3.99	1.98	0.58	0.01
40	52.5	50.9	48.0	44.3	40.4	36.1	31.9	28.0	23.3	18.2	13.8	10.3	7.51	5.24	3.24	1.60	0.47	0.01
50	33.6	32.5	31.1	29.4	27.5	25.0	22.0	18.6	15.3	12.3	9.71	7.47	5.59	3.91	2.41	1.19	0.37	0.01
60	19.2	18.5	17.5	16.3	15.1	13.7	12.2	10.8	9.19	7.62	6.18	4.90	3.69	2.57	1.57	0.77	0.25	0.01
70	8.42	8.21	7.90	7.50	7.07	6.56	5.97	5.35	4.69	4.00	3.30	2.63	1.97	1.37	0.84	0.42	0.13	0.01
80	2.75	2.69	2.59	2.47	2.33	2.16	1.97	1.76	1.55	1.33	1.11	0.89	0.65	0.45	0.29	0.15	0.03	0.01
90	0.01	0.01	0.01	0.01	0.03	0.05	0.07	0.09	0.12	0.09	0.07	0.05	0.03	0.01	0.01	0.01	0.01	0.01
100	0.02	0.02	0.02	0.02	0.02	0.02	0.03	0.04	0.04	0.34	0.47	0.40	0.11	0.01	0.01	0.01	0.01	0.01
110	0.02	0.02	0.02	0.02	0.03	0.04	0.06	0.15	0.37	0.40	0.15	0.02	0.02	0.01	0.01	0.01	0.01	0.01
120	0.04	0.04	0.04	0.04	0.05	0.06	0.06	0.05	0.05	0.05	0.04	0.07	0.02	0.02	0.01	0.01	0.01	0.01
130	0.15	0.14	0.13	0.12	0.12	0.12	0.12	0.11	0.08	0.05	0.03	0.02	0.02	0.02	0.02	0.01	0.01	0.01
140	0.37	0.35	0.32	0.25	0.20	0.17	0.16	0.13	0.10	0.06	0.04	0.02	0.02	0.02	0.02	0.01	0.01	0.01
150	0.60	0.58	0.46	0.32	0.22	0.21	0.21	0.17	0.12	0.07	0.04	0.03	0.02	0.02	0.02	0.01	0.01	0.01
160	0.69	0.63	0.48	0.27	0.35	0.38	0.35	0.27	0.17	0.10	0.06	0.03	0.02	0.02	0.02	0.02	0.01	0.01
170	0.62	0.55	0.59	0.64	0.63	0.54	0.42	0.31	0.20	0.12	0.07	0.04	0.02	0.02	0.02	0.02	0.01	0.01
180	0.53	0.53	0.54	0.54	0.52	0.46	0.38	0.29	0.19	0.12	0.07	0.04	0.02	0.02	0.02	0.02	0.01	0.01

C Range: 0 - 360DEG  
 C Interval: 22.5DEG  
 Test Speed: HIGH  
 Temperature:25DEG  
 Operators:S  
 Test Date:2021-7-20

γ Range: 0 - 180DEG  
 γ Interval: 1.0DEG  
 Test System:EVERFINE GO-2000B\_V1 SYSTEM V2.0.267  
 Humidity:65.0%  
 Test Distance:7.800m [K=1.0000]  
 Remarks: