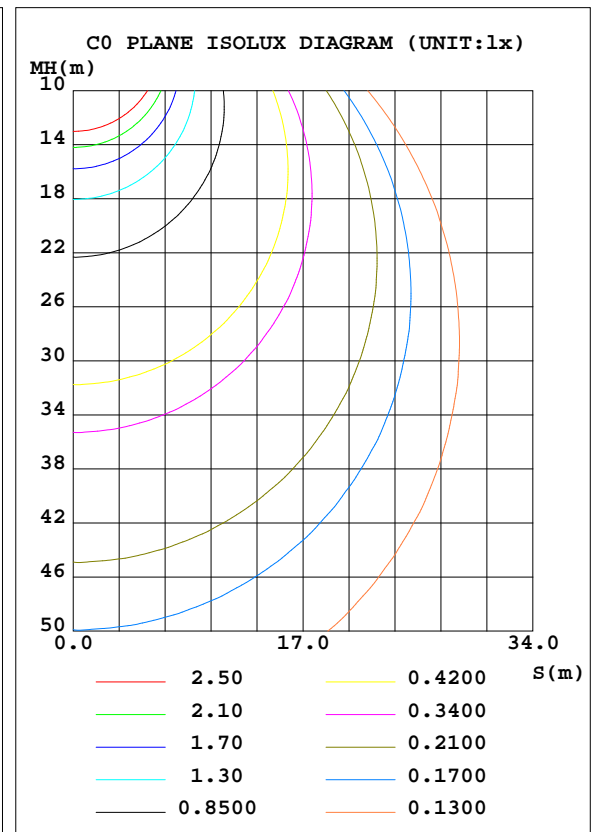
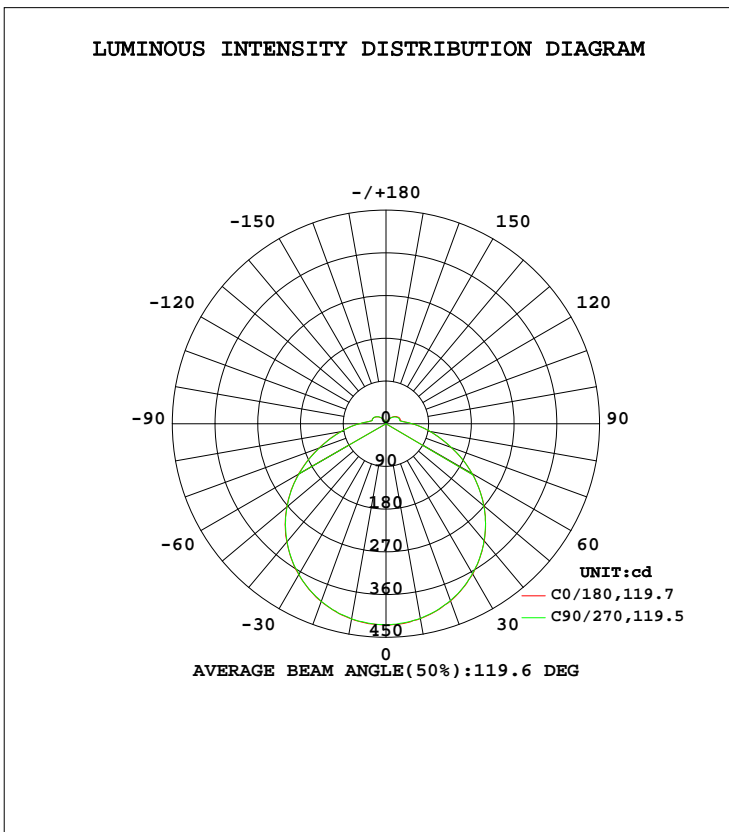


LUMINAIRE PHOTOMETRIC TEST REPORT

Test:U:120.01V I:0.1659A P:19.530W PF:0.9809 Freq:60.00Hz Lamp Flux:1500x1 lm		
NAME: ASD-LFMDR-MV-14D21CC-NK 3000K	TYPE:N/A	WEIGHT:N/A
SPEC.:N/A	DIM.: N/A	SERIAL No.:N/A
MFR.: ASD Lighting corp	SUR.:N/A	Shielding Angle:N/A

DATA OF LAMP		PHOTOMETRIC DATA Eff: 78.81 lm/W			
MODEL ASD-LFMDR-MV-14D21CC-NK		Imax(cd)	424.1	S/MH(C0/180)	1.28
NOMINAL POWER(W)		LOR(%)	100.0	S/MH(C90/270)	1.28
RATED VOLTAGE(V)	120	TOTAL FLUX(lm)	1500	η UP, DN(C0-180)	5.3,45.0
NOMINAL FLUX(lm)	1500	CIE CLASS	SEMI-D.	η UP, DN(C180-360)	5.1,44.6
LAMPS INSIDE	1	η up(%)	10.4	CIBSE SHR NOM	1.50
TEST VOLTAGE(V)	120	η down(%)	89.6	CIBSE SHR MAX	1.50



C Range: 0 - 360DEG
 C Interval: 22.5DEG
 Test Speed: HIGH
 Temperature:24.7DEG
 Operators:Evan
 Test Date:2022-06-28

γ Range: 0 - 180DEG
 γ Interval: 1.0DEG
 Test System:EVERFINE GO-R5000_V2 SYSTEM V2.0.351
 Humidity:46%
 Test Distance:2.526m [K=1.0000]
 Remarks:

ZONAL FLUX DIAGRAM

ZONAL FLUX DIAGRAM:

γ	C0	C45	C90	C135	C180	C225	C270	C315	γ	Φ zone	Φ total	%lum,lamp
10	417.5	417.3	417.8	416.7	416.7	416.5	416.7	416.7	0- 10	40.11	40.11	2.6,2.6
20	398.4	398.0	398.8	397.4	397.4	396.8	396.4	397.0	10- 20	115.4	155.6	10.1,10.1
30	367.4	366.9	366.9	366.2	365.5	364.8	364.3	364.9	20- 30	176.8	332.3	21.5,21.5
40	325.0	324.6	324.6	323.8	322.1	321.5	320.9	322.3	30- 40	216.5	548.8	35.6,35.6
50	272.9	272.2	272.2	271.6	269.4	268.5	268.2	269.7	40- 50	230.1	778.9	50.5,50.5
60	212.9	212.0	211.9	211.9	209.4	208.9	208.7	210.1	50- 60	215.9	994.8	64.5,64.5
70	150.4	149.3	149.3	149.3	146.2	146.3	146.5	147.5	60- 70	177.6	1172	76,76
80	97.17	95.92	96.13	96.66	94.00	93.80	94.57	95.66	70- 80	127.4	1300	84.3,84.3
90	56.74	56.13	56.87	57.07	55.54	55.04	55.60	56.59	80- 90	81.69	1382	89.6,89.6
100	33.18	32.65	33.12	33.76	33.37	32.54	32.22	33.27	90-100	46.76	1428	92.6,92.6
110	30.44	29.86	30.05	31.60	31.47	29.96	30.08	30.74	100-110	32.70	1461	94.7,94.7
120	27.63	27.70	28.13	29.10	28.67	27.61	27.21	27.79	110-120	29.41	1490	96.6,96.6
130	22.94	23.08	23.48	24.15	23.80	22.77	22.49	22.78	120-130	23.13	1514	98.1,98.1
140	16.82	17.06	17.35	17.56	17.16	16.22	16.72	16.09	130-140	15.67	1529	99.2,99.2
150	9.856	10.09	10.51	10.19	9.570	9.245	8.282	9.100	140-150	8.390	1538	99.7,99.7
160	5.100	4.587	5.547	5.009	5.676	4.744	4.750	3.978	150-160	3.263	1541	99.9,99.9
170	3.191	3.204	3.269	2.997	2.333	3.083	2.367	2.313	160-170	1.039	1542	100,100
180	0.6527	0.5669	0	0.0558	0.7147	0.7149	0.7161	0.7134	170-180	0.1912	1542	100,100
DEG	LUMINOUS INTENSITY:cd									UNIT:lm		

Conical surface Flux(90deg): 663.94 lm

%lum = 43.1%
 %lamp = 43.1%

Conical surface Flux(120deg): 994.84 lm

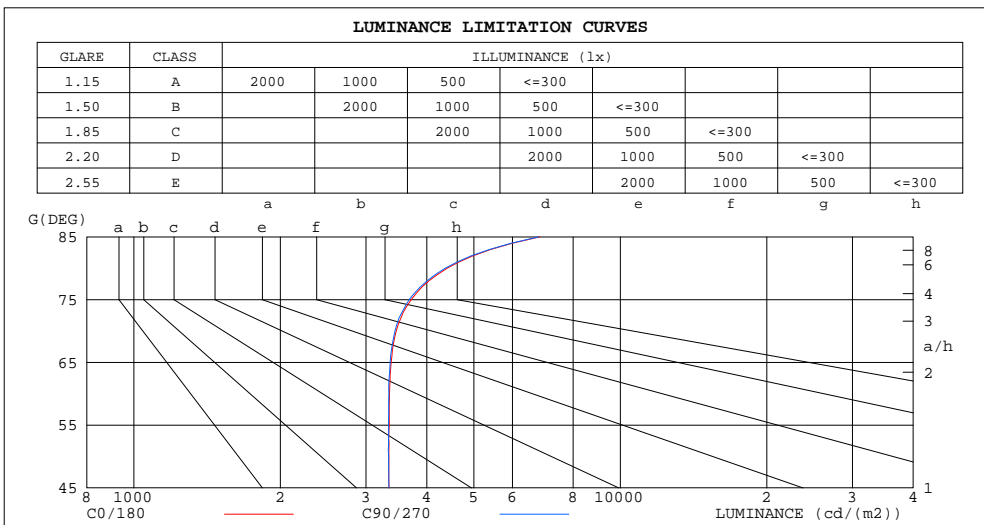
%lum = 64.5%
 %lamp = 64.5%

C Range: 0 - 360DEG
 C Interval: 22.5DEG
 Test Speed: HIGH
 Temperature:24.7DEG
 Operators:Evan
 Test Date:2022-06-28

γ Range: 0 - 180DEG
 γ Interval: 1.0DEG
 Test System:EVERFINE GO-R5000_V2 SYSTEM V2.0.351
 Humidity:46%
 Test Distance:2.526m [K=1.0000]
 Remarks:

LUMINANCE LIMITATION CURVES

Test:U:120.01V I:0.1659A P:19.530W PF:0.9809 Freq:60.00Hz Lamp Flux:1500x1 lm		
NAME: ASD-LFMDR-MV-14D21CC-NK 3000K	TYPE:N/A	WEIGHT:N/A
SPEC.:N/A	DIM.: N/A	SERIAL No.:N/A
MFR.: ASD Lighting corp	SUR.:N/A	Shielding Angle:N/A



LUMINANCE cd/(m2)		
G (DEG)	C0/180	C90/270
85	6839	6802
80	4407	4367
75	3718	3681
70	3463	3442
65	3379	3364
60	3353	3343
55	3351	3339
50	3343	3340
45	3345	3345

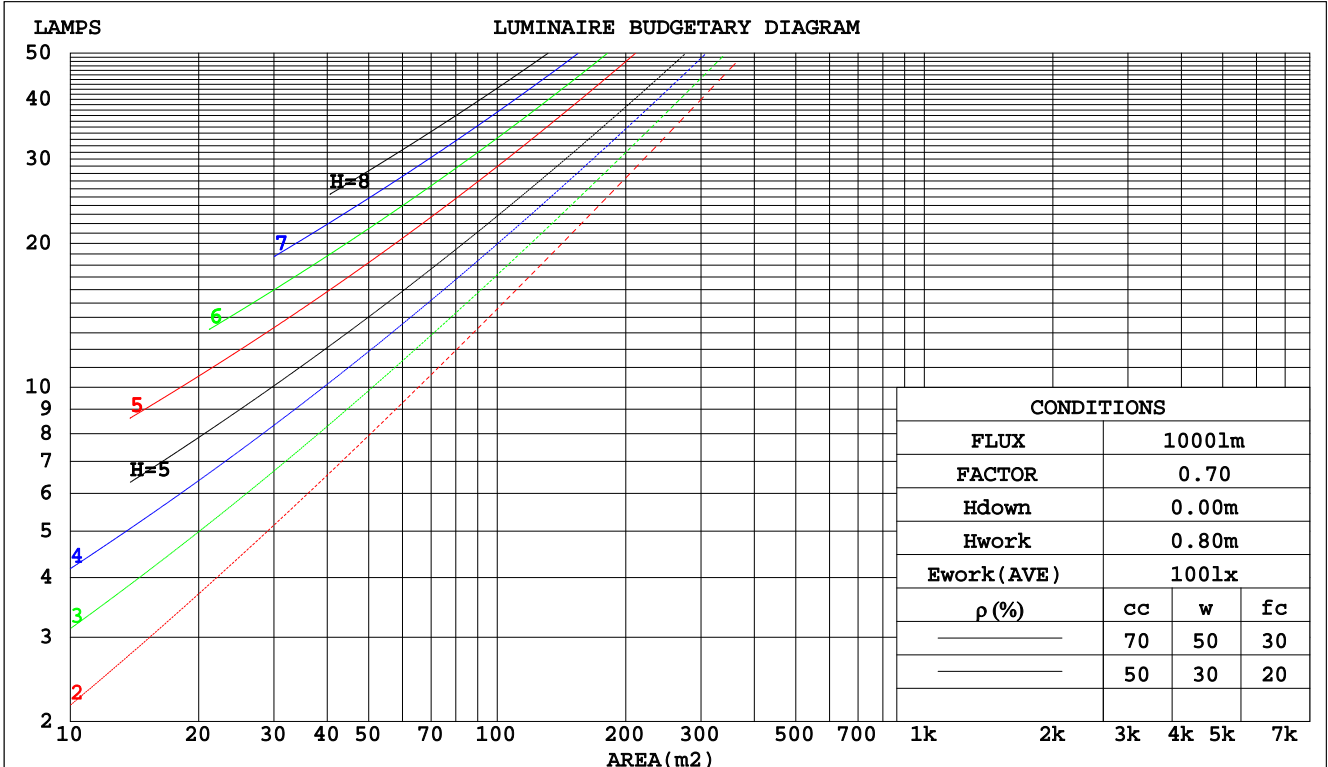
C Range: 0 - 360DEG
 C Interval: 22.5DEG
 Test Speed: HIGH
 Temperature: 24.7DEG
 Operators: Evan
 Test Date: 2022-06-28

γ Range: 0 - 180DEG
 γ Interval: 1.0DEG
 Test System: EVERFINE GO-R5000_V2 SYSTEM V2.0.351
 Humidity: 46%
 Test Distance: 2.526m [K=1.0000]
 Remarks:

CU AND LUMINAIRE BUDGETARY ESTIMATE DIAGRAM

Test:U:120.01V I:0.1659A P:19.530W PF:0.9809 Freq:60.00Hz Lamp Flux:1500x1 lm		
NAME: ASD-LFMDR-MV-14D21CC-NK 3000K	TYPE:N/A	WEIGHT:N/A
SPEC.:N/A	DIM.: N/A	SERIAL No.:N/A
MFR.: ASD Lighting corp	SUR.:N/A	Shielding Angle:N/A

pcc	80%			70%			50%			30%			10%			0
	50%	30%	10%	50%	30%	10%	50%	30%	10%	50%	30%	10%	50%	30%	10%	0
pw																0
pfc	20%			20%			20%			20%			20%			0
RCR	RCR:Room Cavity Ratio Coefficients of Utilization(CU)															
0.0	1.17	1.17	1.17	1.13	1.13	1.13	1.05	1.05	1.05	.99	.99	.99	.92	.92	.92	.90
1.0	.99	.94	.90	.96	.91	.87	.90	.86	.83	.84	.81	.78	.79	.76	.74	.71
2.0	.85	.78	.72	.83	.76	.70	.77	.72	.67	.72	.68	.64	.68	.64	.61	.58
3.0	.75	.66	.59	.72	.64	.58	.68	.61	.55	.63	.58	.53	.60	.55	.51	.48
4.0	.66	.57	.50	.64	.55	.49	.60	.53	.47	.56	.50	.45	.53	.48	.43	.41
5.0	.59	.49	.42	.57	.48	.42	.53	.46	.40	.50	.44	.39	.47	.42	.37	.35
6.0	.53	.43	.37	.51	.42	.36	.48	.41	.35	.45	.39	.34	.43	.37	.33	.30
7.0	.47	.39	.32	.46	.38	.32	.44	.36	.31	.41	.35	.30	.39	.33	.29	.27
8.0	.43	.35	.29	.42	.34	.28	.40	.33	.27	.38	.31	.27	.36	.30	.26	.24
9.0	.40	.31	.26	.39	.31	.25	.37	.30	.25	.35	.28	.24	.33	.27	.23	.21
10.0	.36	.28	.23	.36	.28	.23	.34	.27	.22	.32	.26	.22	.31	.25	.21	.19



C Range: 0 - 360DEG
 C Interval: 22.5DEG
 Test Speed: HIGH
 Temperature:24.7DEG
 Operators:Evan
 Test Date:2022-06-28

γ Range: 0 - 180DEG
 γ Interval: 1.0DEG
 Test System:EVERFINE GO-R5000_V2 SYSTEM V2.0.351
 Humidity:46%
 Test Distance:2.526m [K=1.0000]
 Remarks:

WEC AND CCEC

Test:U:120.01V I:0.1659A P:19.530W PF:0.9809 Freq:60.00Hz Lamp Flux:1500x1 lm		
NAME: ASD-LFMDR-MV-14D21CC-NK 3000K	TYPE:N/A	WEIGHT:N/A
SPEC.:N/A	DIM.: N/A	SERIAL No.:N/A
MFR.: ASD Lighting corp	SUR.:N/A	Shielding Angle:N/A

ρcc	80%			70%			50%			30%			10%			0
ρw	50%	30%	10%	50%	30%	10%	50%	30%	10%	50%	30%	10%	50%	30%	10%	0
ρfc	20%			20%			20%			20%			20%			0
RCR	RCR:Room Cavity Ratio						Wall Exitance Coefficients(WEC)									
0.0																
1.0	.354	.201	.064	.343	.196	.062	.324	.186	.059	.306	.177	.057	.290	.168	.054	
2.0	.315	.173	.053	.306	.169	.052	.289	.161	.050	.273	.153	.048	.258	.146	.046	
3.0	.285	.151	.045	.276	.148	.045	.261	.141	.043	.246	.135	.041	.233	.129	.040	
4.0	.259	.134	.040	.251	.132	.039	.237	.126	.038	.224	.120	.036	.212	.115	.035	
5.0	.237	.121	.035	.230	.118	.034	.217	.113	.033	.206	.109	.032	.195	.104	.031	
6.0	.218	.109	.031	.212	.107	.031	.201	.103	.030	.190	.099	.029	.180	.095	.028	
7.0	.202	.100	.028	.196	.098	.028	.186	.094	.027	.176	.090	.026	.167	.087	.026	
8.0	.188	.092	.026	.183	.090	.025	.173	.087	.025	.164	.083	.024	.156	.080	.023	
9.0	.176	.085	.024	.171	.083	.023	.162	.080	.023	.154	.077	.022	.146	.074	.021	
10.0	.165	.079	.022	.160	.077	.022	.152	.075	.021	.145	.072	.020	.138	.069	.020	

ρcc	80%			70%			50%			30%			10%			0
ρw	50%	30%	10%	50%	30%	10%	50%	30%	10%	50%	30%	10%	50%	30%	10%	0
ρfc	20%			20%			20%			20%			20%			0
RCR	RCR:Room Cavity Ratio						Ceiling Cavity Exitance Coefficients(CCEC)									
0.0	.270	.270	.270	.231	.231	.231	.157	.157	.157	.090	.090	.090	.029	.029	.029	
1.0	.263	.236	.211	.225	.202	.181	.154	.139	.126	.089	.081	.073	.028	.026	.024	
2.0	.256	.212	.176	.219	.183	.152	.150	.126	.106	.087	.074	.062	.028	.024	.020	
3.0	.248	.195	.153	.213	.169	.133	.146	.117	.093	.084	.068	.055	.027	.022	.018	
4.0	.241	.183	.138	.206	.158	.120	.142	.110	.085	.082	.064	.050	.026	.021	.016	
5.0	.233	.172	.128	.200	.149	.111	.138	.104	.079	.080	.061	.047	.026	.020	.015	
6.0	.226	.164	.120	.194	.142	.105	.134	.100	.074	.078	.059	.044	.025	.019	.015	
7.0	.219	.158	.115	.188	.137	.100	.130	.096	.071	.075	.056	.042	.024	.018	.014	
8.0	.212	.152	.111	.183	.132	.096	.126	.093	.068	.073	.055	.041	.024	.018	.013	
9.0	.206	.147	.107	.177	.128	.094	.123	.090	.066	.072	.053	.040	.023	.017	.013	
10.0	.200	.143	.105	.173	.124	.091	.120	.087	.065	.070	.052	.039	.023	.017	.013	

C Range: 0 - 360DEG
 C Interval: 22.5DEG
 Test Speed: HIGH
 Temperature:24.7DEG
 Operators:Evan
 Test Date:2022-06-28

γ Range: 0 - 180DEG
 γ Interval: 1.0DEG
 Test System:EVERFINE GO-R5000_V2 SYSTEM V2.0.351
 Humidity:46%
 Test Distance:2.526m [K=1.0000]
 Remarks:

UGR(Unified Glare Rating) Table

Test:U:120.01V I:0.1659A P:19.530W PF:0.9809 Freq:60.00Hz Lamp Flux:1500x1 lm										
NAME: ASD-LFMDR-MV-14D21CC-NK 3000K					TYPE:N/A			WEIGHT:N/A		
SPEC.:N/A					DIM.: N/A			SERIAL No.:N/A		
MFR.: ASD Lighting corp					SUR.:N/A			Shielding Angle:N/A		
ceiling/cavity	0.7	0.7	0.5	0.5	0.3	0.7	0.7	0.5	0.5	0.3
walls	0.5	0.3	0.5	0.3	0.3	0.5	0.3	0.5	0.3	0.3
working plane	0.2	0.2	0.2	0.2	0.2	0.2	0.2	0.2	0.2	0.2
Room dimensions	Viewed crosswise					Viewed endwise				
x = 2H y = 2H	14.9	16.4	15.3	16.7	17.2	14.9	16.4	15.3	16.7	17.2
3H	16.8	18.1	17.2	18.5	19.0	16.7	18.1	17.2	18.5	18.9
4H	17.7	18.9	18.1	19.4	19.8	17.6	18.9	18.1	19.3	19.8
6H	18.6	19.8	19.1	20.2	20.7	18.6	19.7	19.0	20.2	20.7
8H	19.1	20.2	19.6	20.7	21.2	19.0	20.2	19.5	20.7	21.2
12H	19.6	20.7	20.1	21.2	21.7	19.6	20.7	20.1	21.2	21.7
4H 2H	15.6	16.8	16.0	17.3	17.7	15.6	16.8	16.0	17.3	17.7
3H	17.6	18.7	18.1	19.2	19.7	17.6	18.7	18.1	19.2	19.7
4H	18.7	19.7	19.2	20.2	20.7	18.7	19.7	19.2	20.2	20.7
6H	19.8	20.7	20.3	21.2	21.8	19.8	20.7	20.3	21.2	21.8
8H	20.4	21.2	20.9	21.8	22.4	20.3	21.2	20.9	21.7	22.3
12H	21.0	21.8	21.6	22.4	23.0	21.0	21.8	21.6	22.3	23.0
8H 4H	19.1	19.9	19.7	20.5	21.1	19.1	19.9	19.6	20.5	21.1
6H	20.4	21.1	21.0	21.7	22.4	20.4	21.1	21.0	21.7	22.4
8H	21.2	21.8	21.8	22.4	23.1	21.2	21.8	21.8	22.4	23.1
12H	22.1	22.6	22.7	23.2	23.9	22.0	22.6	22.7	23.2	23.9
12H 4H	19.2	19.9	19.7	20.5	21.1	19.1	19.9	19.7	20.5	21.1
6H	20.6	21.2	21.2	21.8	22.5	20.6	21.2	21.2	21.8	22.5
8H	21.5	22.0	22.1	22.6	23.3	21.4	22.0	22.1	22.6	23.3
Variations with the observer position at spacings:										
S = 1.0H	+ 0.1 / - 0.1					+ 0.1 / - 0.1				
1.5H	+ 0.2 / - 0.3					+ 0.2 / - 0.3				
2.0H	+ 0.2 / - 0.3					+ 0.2 / - 0.3				

CIE Pub.117, 1542 lm Total Lamp Luminous Flux Correct (8log(F/F0) = 1.5)

C Range: 0 - 360DEG
 C Interval: 22.5DEG
 Test Speed: HIGH
 Temperature:24.7DEG
 Operators:Evan
 Test Date:2022-06-28

γ Range: 0 - 180DEG
 γ Interval: 1.0DEG
 Test System:EVERFINE GO-R5000_V2 SYSTEM V2.0.351
 Humidity:46%
 Test Distance:2.526m [K=1.0000]
 Remarks:

UTILIZATION FACTORS TABLE

Test:U:120.01V I:0.1659A P:19.530W PF:0.9809 Freq:60.00Hz Lamp Flux:1500x1 lm		
NAME: ASD-LFMDR-MV-14D21CC-NK 3000K	TYPE:N/A	WEIGHT:N/A
SPEC.:N/A	DIM.: N/A	SERIAL No.:N/A
MFR.: ASD Lighting corp	SUR.:N/A	Shielding Angle:N/A

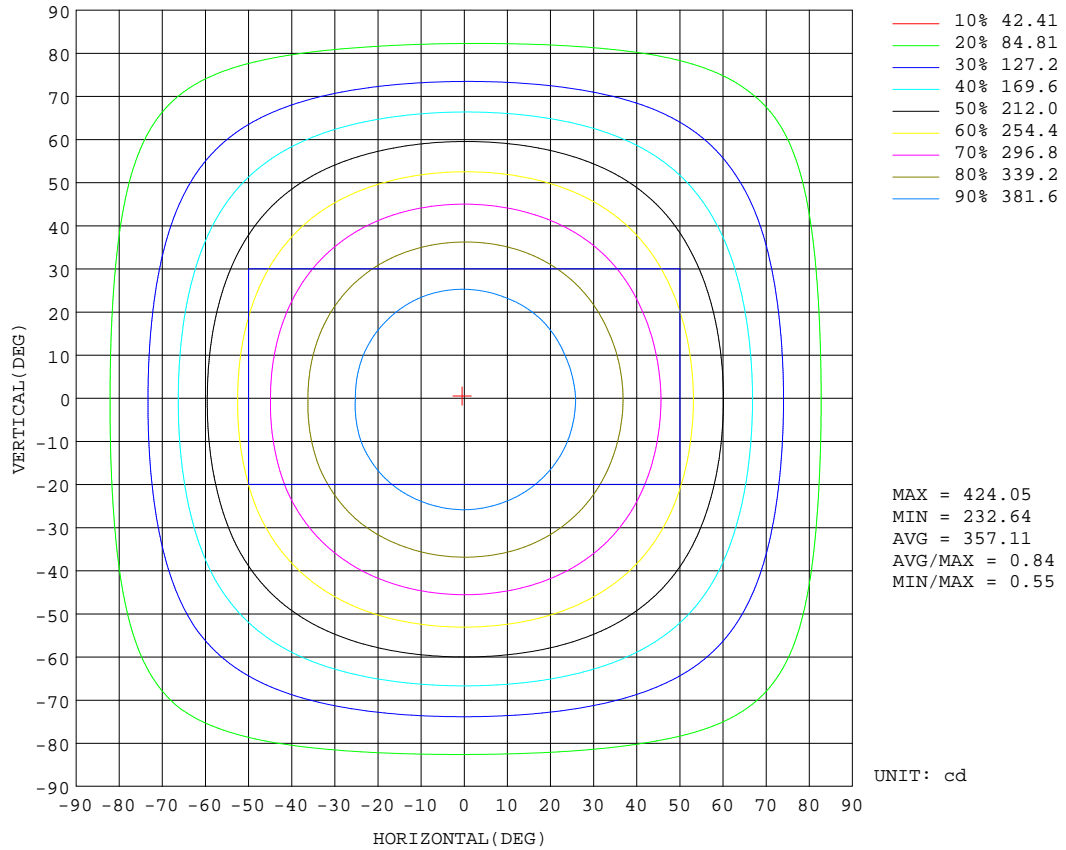
REFLECTANCE										
Ceiling	0.8	0.8	0.8	0.7	0.7	0.7	0.5	0.5	0.5	0
Walls	0.7	0.5	0.3	0.7	0.5	0.3	0.7	0.5	0.3	0
Working plane	0.2	0.2	0.2	0.2	0.2	0.2	0.2	0.2	0.2	0
ROOM INDEX	UTILIZATION FACTORS(PERCENT) $k(RI) \times RCR = 5$									
k = 0.60	52	40	33	51	40	33	49	39	32	26
0.80	62	49	41	60	49	41	58	47	40	33
1.00	70	57	50	68	57	49	65	57	48	40
1.25	77	65	57	75	64	56	71	62	55	46
1.50	82	70	63	79	69	62	75	67	60	51
2.00	89	79	71	86	77	70	81	74	68	58
2.50	93	84	77	90	82	75	85	78	72	62
3.00	96	88	82	93	86	80	88	82	77	65
4.00	101	94	88	98	91	86	92	87	82	70
5.00	104	98	92	100	95	90	94	90	86	73
ROOM INDEX	UF(total)									Direct
According to DIN EN 13032-2 2004			Suspended				SHRNOM = 1.25			

C Range: 0 - 360DEG
 C Interval: 22.5DEG
 Test Speed: HIGH
 Temperature:24.7DEG
 Operators:Evan
 Test Date:2022-06-28

γ Range: 0 - 180DEG
 γ Interval: 1.0DEG
 Test System:EVERFINE GO-R5000_V2 SYSTEM V2.0.351
 Humidity:46%
 Test Distance:2.526m [K=1.0000]
 Remarks:

ISOCANDELA DIAGRAM

Test:U:120.01V I:0.1659A P:19.530W PF:0.9809 Freq:60.00Hz Lamp Flux:1500x1 lm		
NAME: ASD-LFMDR-MV-14D21CC-NK 3000K	TYPE:N/A	WEIGHT:N/A
SPEC.:N/A	DIM.: N/A	SERIAL No.:N/A
MFR.: ASD Lighting corp	SUR.:N/A	Shielding Angle:N/A

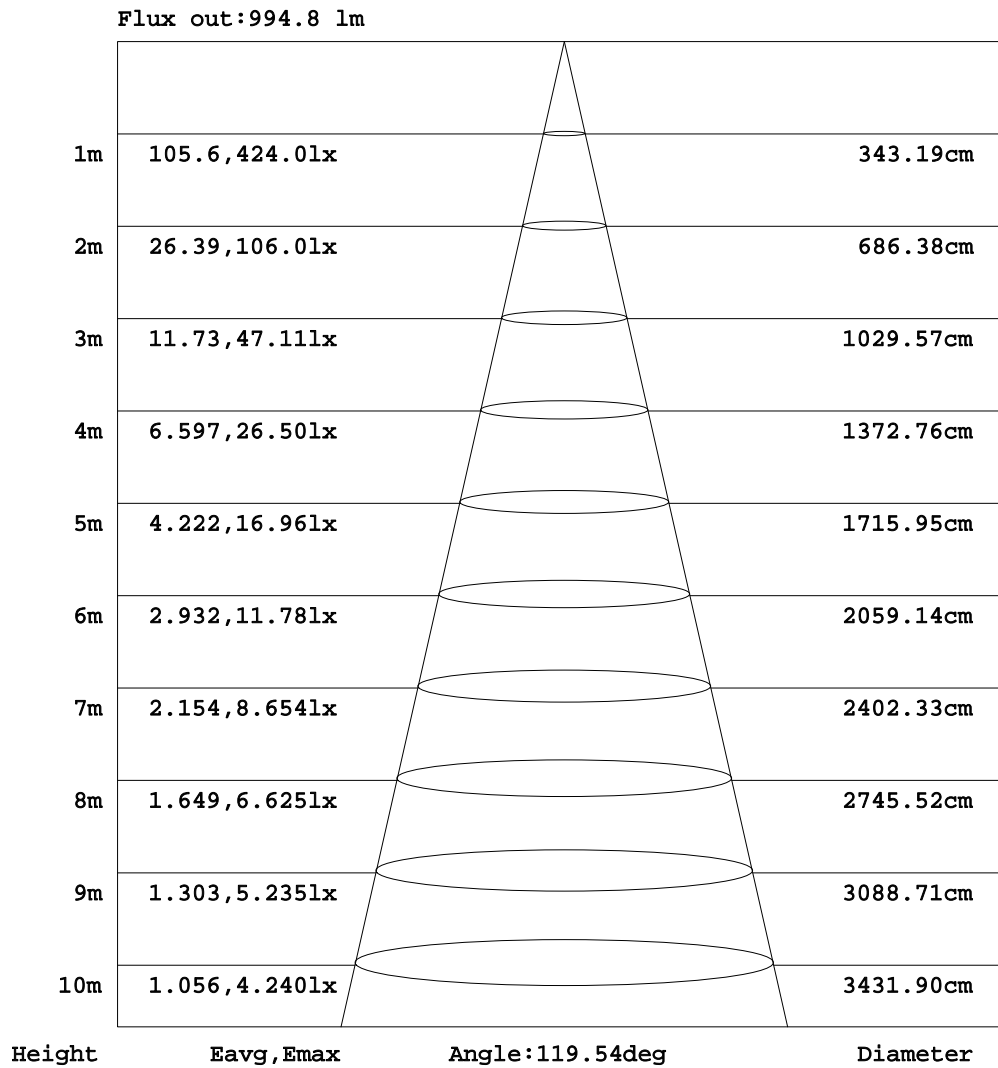


C Range: 0 - 360DEG
 C Interval: 22.5DEG
 Test Speed: HIGH
 Temperature:24.7DEG
 Operators:Evan
 Test Date:2022-06-28

γ Range: 0 - 180DEG
 γ Interval: 1.0DEG
 Test System:EVERFINE GO-R5000_V2 SYSTEM V2.0.351
 Humidity:46%
 Test Distance:2.526m [K=1.0000]
 Remarks:

AAI Figure

Test:U:120.01V I:0.1659A P:19.530W PF:0.9809 Freq:60.00Hz Lamp Flux:1500x1 lm		
NAME: ASD-LFMDR-MV-14D21CC-NK 3000K	TYPE:N/A	WEIGHT:N/A
SPEC.:N/A	DIM.: N/A	SERIAL No.:N/A
MFR.: ASD Lighting corp	SUR.:N/A	Shielding Angle:N/A



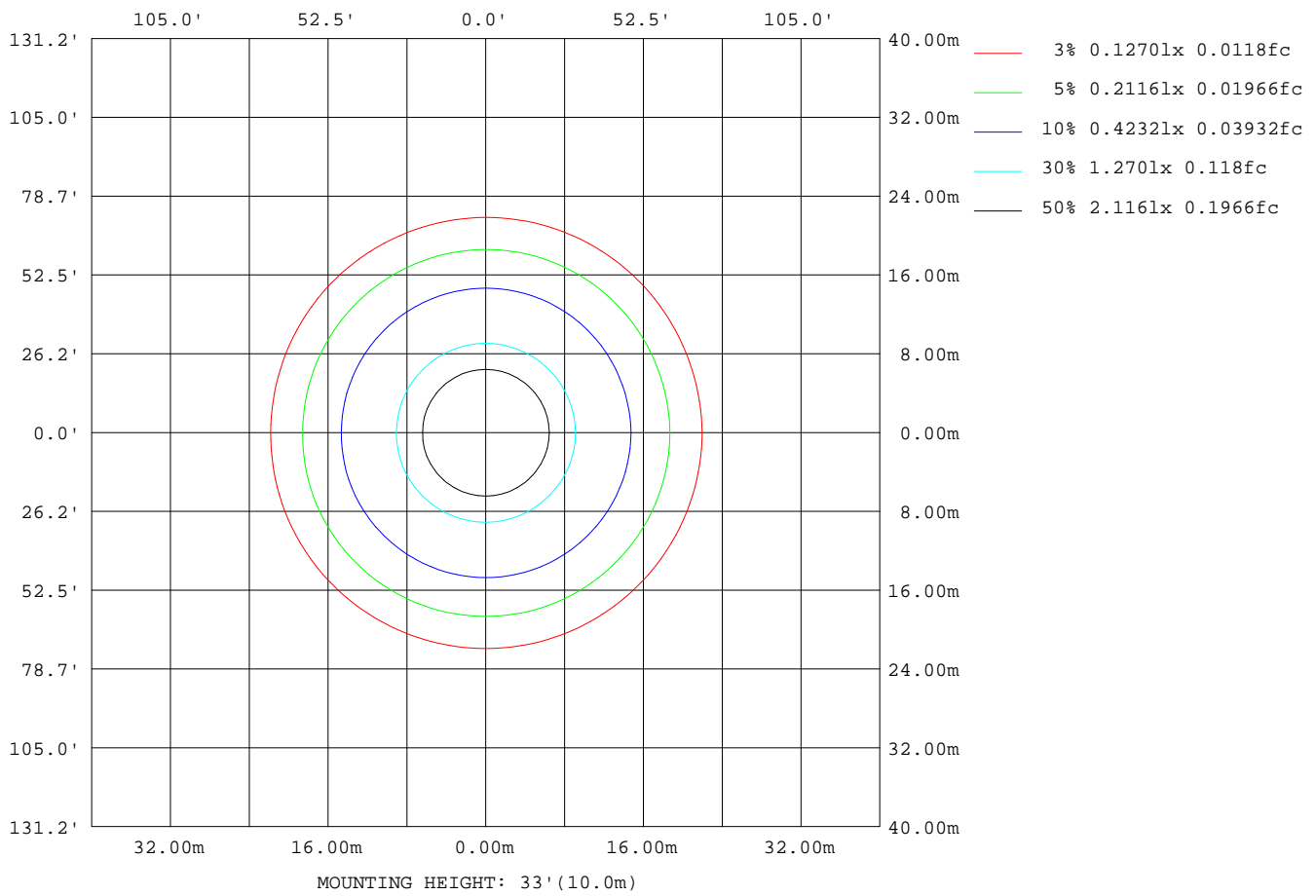
Note:The Curves indicate the illuminated area and the average illumination when the luminaire is at different distance.

C Range: 0 - 360DEG
 C Interval: 22.5DEG
 Test Speed: HIGH
 Temperature:24.7DEG
 Operators:Evan
 Test Date:2022-06-28

γ Range: 0 - 180DEG
 γ Interval: 1.0DEG
 Test System:EVERFINE GO-R5000_V2 SYSTEM V2.0.351
 Humidity:46%
 Test Distance:2.526m [K=1.0000]
 Remarks:

ISOLUX DIAGRAM

Test:U:120.01V I:0.1659A P:19.530W PF:0.9809 Freq:60.00Hz Lamp Flux:1500x1 lm		
NAME: ASD-LFMDR-MV-14D21CC-NK 3000K	TYPE:N/A	WEIGHT:N/A
SPEC.:N/A	DIM.: N/A	SERIAL No.:N/A
MFR.: ASD Lighting corp	SUR.:N/A	Shielding Angle:N/A



C Range: 0 - 360DEG
 C Interval: 22.5DEG
 Test Speed: HIGH
 Temperature:24.7DEG
 Operators:Evan
 Test Date:2022-06-28

γ Range: 0 - 180DEG
 γ Interval: 1.0DEG
 Test System:EVERFINE GO-R5000_V2 SYSTEM V2.0.351
 Humidity:46%
 Test Distance:2.526m [K=1.0000]
 Remarks:

LED Avg.L Report

Test:U:120.01V I:0.1659A P:19.530W PF:0.9809 Freq:60.00Hz Lamp Flux:1500x1 lm		
NAME: ASD-LFMDR-MV-14D21CC-NK 3000K	TYPE:N/A	WEIGHT:N/A
SPEC.:N/A	DIM.: N/A	SERIAL No.:N/A
MFR.: ASD Lighting corp	SUR.:N/A	Shielding Angle:N/A

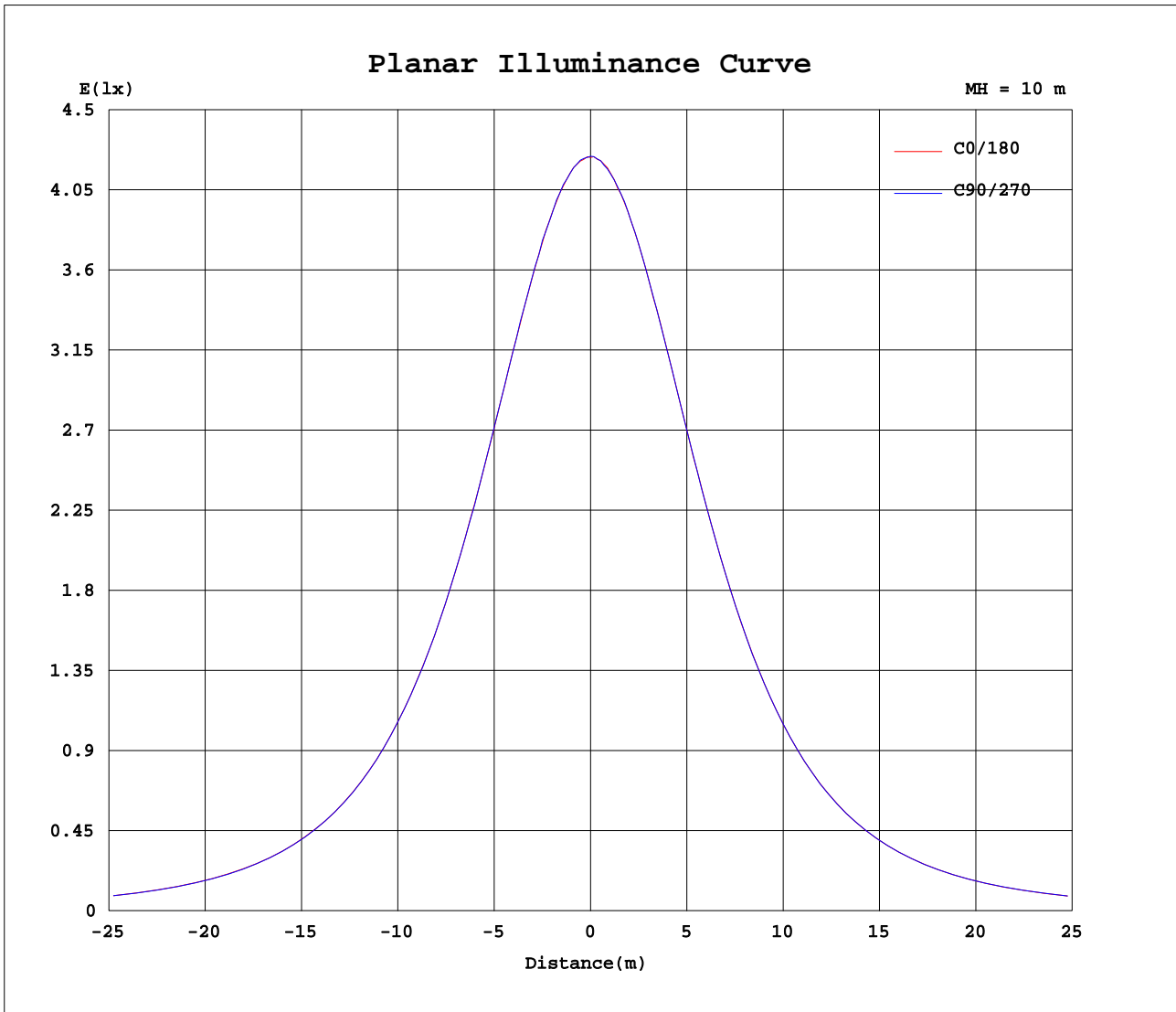
AvgL	cd/m2
L_0~180(65)av	3346
L_0~180(75)av	3660
L_0~180(85)av	6734
L_90~270(65)av	3339
L_90~270(75)av	3649
L_90~270(85)av	6727
L_45(65)av	3341
L_45(75)av	3654
L_45(85)av	6734

Standard: GB/T 29293-2012

C Range: 0 - 360DEG
 C Interval: 22.5DEG
 Test Speed: HIGH
 Temperature:24.7DEG
 Operators:Evan
 Test Date:2022-06-28

γ Range: 0 - 180DEG
 γ Interval: 1.0DEG
 Test System:EVERFINE GO-R5000_V2 SYSTEM V2.0.351
 Humidity:46%
 Test Distance:2.526m [K=1.0000]
 Remarks:

Planar Illuminance Curve



C Range: 0 - 360DEG
 C Interval: 22.5DEG
 Test Speed: HIGH
 Temperature: 24.7DEG
 Operators: Evan
 Test Date: 2022-06-28

γ Range: 0 - 180DEG
 γ Interval: 1.0DEG
 Test System: EVERFINE GO-R5000_V2 SYSTEM V2.0.351
 Humidity: 46%
 Test Distance: 2.526m [K=1.0000]
 Remarks:

LUMINOUS DISTRIBUTION INTENSITY DATA

Test:U:120.01V I:0.1659A P:19.530W PF:0.9809 Freq:60.00Hz Lamp Flux:1500x1 lm		
NAME: ASD-LFMDR-MV-14D21CC-NK 3000K	TYPE:N/A	WEIGHT:N/A
SPEC.:N/A	DIM.: N/A	SERIAL No.:N/A
MFR.: ASD Lighting corp	SUR.:N/A	Shielding Angle:N/A

Table--1

UNIT: cd

C(DEG) γ (DEG)	0	22.5	45	67.5	90	112.5	135	157.5	180	202.5	225	247.5	270	292.5	315	337.5			
0	424	424	424	424	424	424	424	424	424	424	424	424	424	424	424	424			
5	423	422	422	423	422	422	421	423	423	422	422	422	421	421	421	422			
10	417	417	417	418	418	417	417	417	417	417	416	416	417	416	417	417			
15	410	410	409	410	409	409	409	409	409	408	408	409	408	408	408	409			
20	398	398	398	398	399	399	397	398	397	397	397	397	396	397	397	397			
25	385	384	384	384	384	384	384	384	383	383	382	383	382	382	382	383			
30	367	367	367	367	367	367	366	367	366	365	365	365	364	365	365	365			
35	348	347	347	348	347	347	346	347	345	345	344	345	344	344	344	345			
40	325	325	325	325	325	325	324	324	322	322	321	321	321	322	322	323			
45	300	300	300	300	300	300	299	299	297	297	296	297	297	297	297	298			
50	273	272	272	272	272	272	272	272	269	269	269	269	268	270	270	270			
55	244	243	243	243	243	243	242	242	240	240	239	240	240	241	241	241			
60	213	212	212	212	212	212	212	212	209	209	209	209	209	210	210	210			
65	181	181	180	181	180	181	180	180	178	177	177	177	178	179	179	179			
70	150	150	149	150	149	150	149	149	146	146	146	146	146	147	148	148			
75	122	121	121	121	121	121	121	121	118	118	118	118	119	119	120	120			
80	97.2	96.4	95.9	96.3	96.1	96.5	96.7	96.7	94.0	94.0	93.8	94.2	94.6	95.4	95.7	95.5			
85	75.7	75.0	74.6	75.0	75.2	75.5	75.6	75.3	73.3	73.1	73.0	73.1	73.6	74.3	74.7	74.4			
90	56.7	56.0	56.1	56.8	56.9	57.1	57.1	56.9	55.5	55.5	55.0	55.2	55.6	56.3	56.6	56.3			
95	42.0	41.4	41.6	42.5	42.4	42.9	42.5	42.3	41.6	41.5	41.3	40.8	41.1	41.8	42.5	42.1			
100	33.2	32.4	32.7	33.4	33.1	34.0	33.8	33.6	33.4	32.8	32.5	32.4	32.2	33.0	33.3	33.1			
105	30.5	30.1	29.9	30.1	29.9	31.0	31.5	31.6	31.3	30.6	30.0	29.9	30.1	30.6	30.8	30.7			
110	30.4	30.0	29.9	30.2	30.0	31.1	31.6	31.8	31.5	30.7	30.0	29.9	30.1	30.6	30.7	30.6			
115	29.5	29.3	29.2	29.5	29.5	30.4	30.9	31.1	30.6	30.0	29.3	29.1	29.2	29.7	29.8	29.6			
120	27.6	27.5	27.7	28.1	28.1	28.8	29.1	29.1	28.7	28.3	27.6	27.3	27.2	27.7	27.8	27.6			
125	25.5	25.4	25.6	25.9	26.0	26.5	26.9	27.0	26.5	26.1	25.5	25.2	25.1	25.3	25.4	25.3			
130	22.9	22.9	23.1	23.4	23.5	23.9	24.2	24.3	23.8	23.4	22.8	22.6	22.5	22.5	22.8	22.6			
135	20.1	20.1	20.6	20.4	20.6	20.9	21.1	21.2	20.7	20.2	19.7	19.6	19.5	19.5	19.8	19.5			
140	16.8	16.8	17.1	17.2	17.4	17.6	17.6	17.8	17.2	16.5	16.2	16.3	16.7	16.1	16.1	17.2			
145	13.3	13.2	13.6	13.6	13.9	14.0	13.9	14.1	13.0	12.8	12.5	12.3	12.3	12.3	12.4	12.7			
150	9.86	9.53	10.1	10.1	10.5	10.5	10.2	10.5	9.57	9.32	9.25	9.24	8.28	8.74	9.10	9.08			
155	6.77	6.19	7.01	7.37	7.60	7.57	6.92	7.13	6.84	6.69	6.86	6.31	5.72	5.56	6.27	6.27			
160	5.10	4.10	4.59	5.55	5.55	5.60	5.01	5.42	5.68	4.85	4.74	4.45	4.75	3.51	3.98	4.51			
165	3.71	2.95	3.30	4.03	4.21	4.24	3.64	3.37	3.47	3.43	3.59	3.39	3.35	2.43	2.57	3.38			
170	3.19	2.30	3.20	2.94	3.27	3.21	3.00	2.90	2.33	2.33	3.08	2.66	2.37	1.72	2.31	2.70			
175	1.50	2.12	2.36	1.87	1.94	2.03	2.04	2.07	0.99	1.05	1.30	1.53	1.04	1.02	1.25	1.49			
180	0.65	0.71	0.57	0.45	0.00	0.00	0.06	0.28	0.71	0.71	0.71	0.72	0.72	0.72	0.71	0.71			

C Range: 0 - 360DEG
 C Interval: 22.5DEG
 Test Speed: HIGH
 Temperature:24.7DEG
 Operators:Evan
 Test Date:2022-06-28

γ Range: 0 - 180DEG
 γ Interval: 1.0DEG
 Test System:EVERFINE GO-R5000_V2 SYSTEM V2.0.351
 Humidity:46%
 Test Distance:2.526m [K=1.0000]
 Remarks: