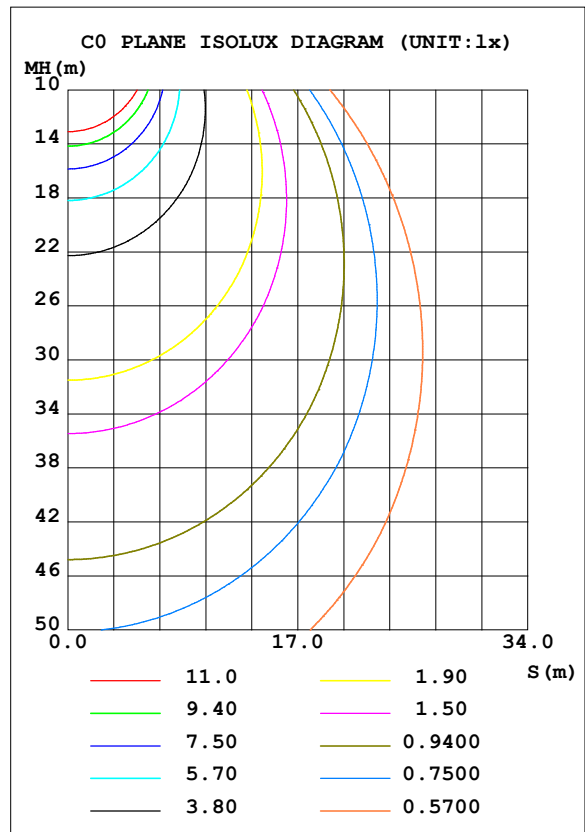
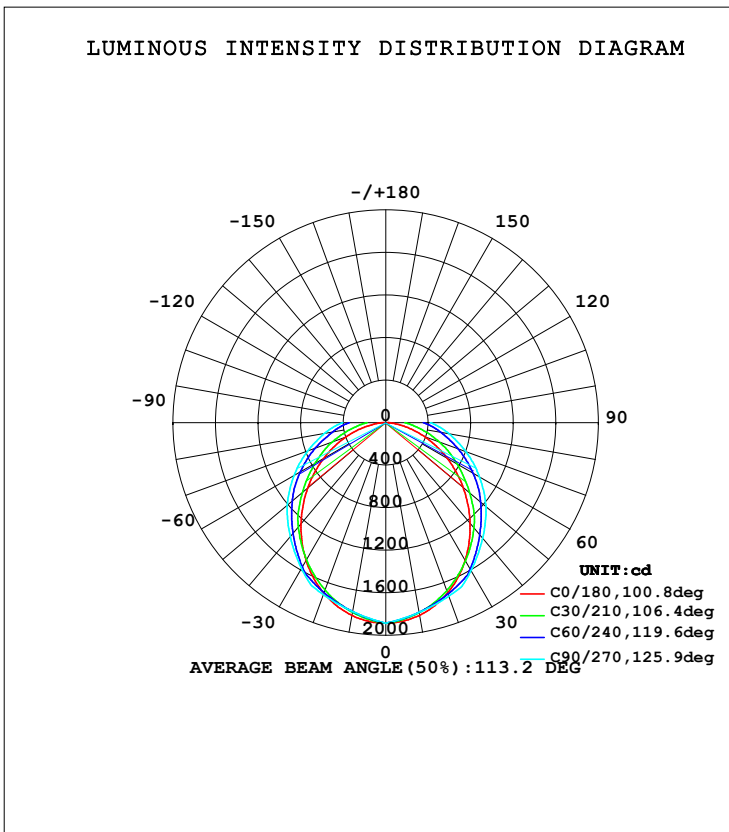


LUMINAIRE PHOTOMETRIC TEST REPORT

Test:U:120.0V I:0.3692A P:44.23W PF:0.9983 Lamp Flux:5728.25x1 lm		
NAME: ASD-LSF5-4A44AC-PRM (44W 4000K)	TYPE:LED	WEIGHT:
SPEC.:	DIM.: 1219*66*68mm	SERIAL No.:
MFR.: ASD lighting corp.	SUR.:1219*66*68mm	PROTECTION ANGLE:

DATA OF LAMP		PHOTOMETRIC DATA Eff: 129.52 lm/W			
MODEL	ASD-LSF5-4A44AC-PRM	I <sub>max</sub> (cd)	1886	S/MH (C0/180)	1.19
NOMINAL POWER (W)	44	LOR (%)	100.0	S/MH (C90/270)	1.25
RATED VOLTAGE (V)	120-277	TOTAL FLUX (lm)	5728.2	η UP, DN (C0-180)	0.0, 50.3
NOMINAL FLUX (lm)	5728.25	CIE CLASS	DIRECT	η UP, DN (C180-360)	0.0, 49.7
LAMPS INSIDE	1	η up (%)	0.0	CIBSE SHR NOM	1.25
TEST VOLTAGE (V)	120	η down (%)	100.0	CIBSE SHR MAX	1.35



C Range: 0 - 360DEG  
 C Interval: 5.0DEG  
 Test Speed: HIGH  
 Temperature: 25DEG  
 Operators: Peter  
 Test Date: 2020-03-25

γ Range: 0 - 90DEG  
 γ Interval: 0.5DEG  
 Test System: EVERFINE GO-2000A\_V1 SYSTEM V2.0.290  
 Humidity: 50%  
 Test Distance: 8.900m [K=1.0000]  
 Remarks:

ZONAL FLUX DIAGRAM

ZONAL FLUX DIAGRAM:

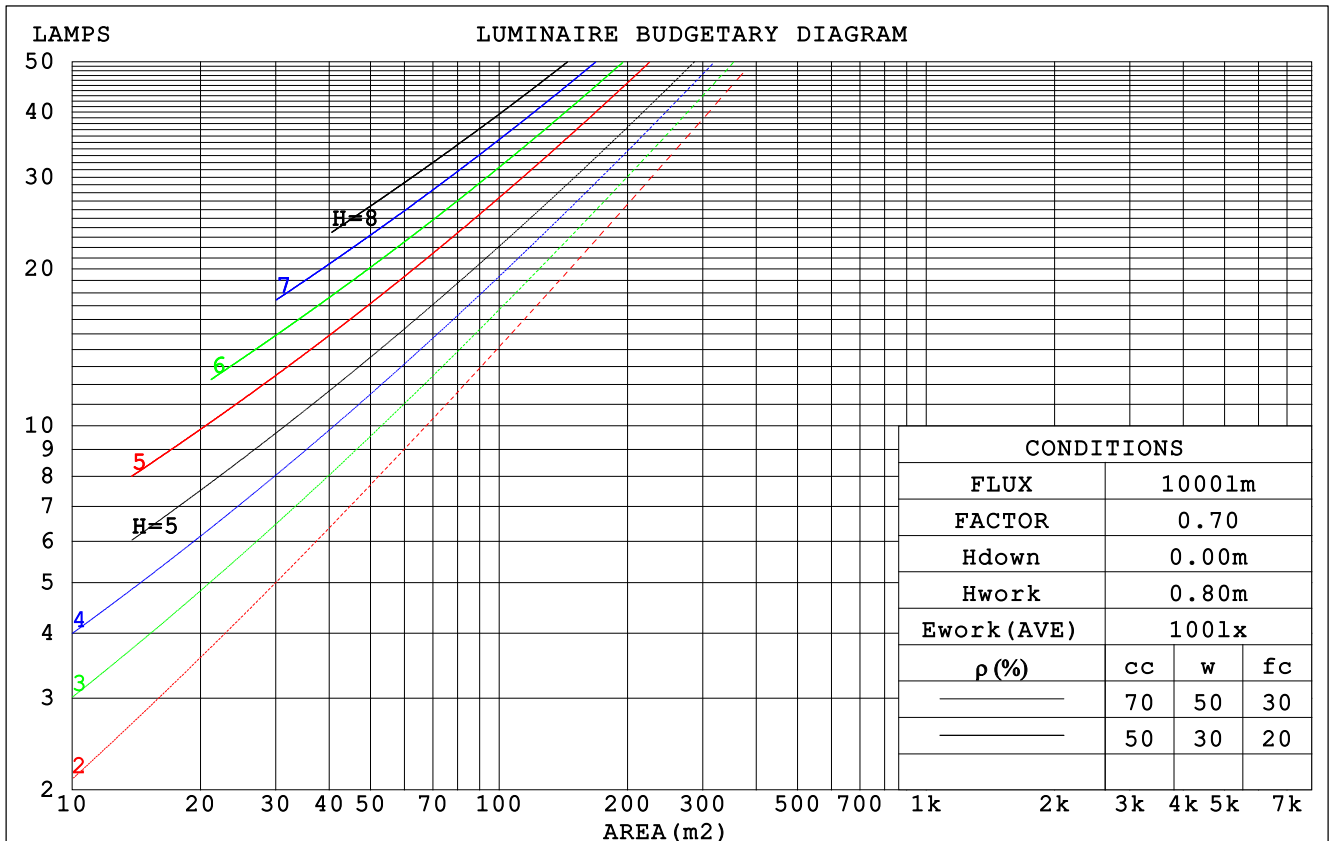
$\gamma$	C0	C45	C90	C135	C180	C225	C270	C315	$\gamma$	$\Phi$ zone	$\Phi$ total	%lum,lamp
5	1874	1853	1848	1854	1874	1851	1844	1850	0- 5	44.62	44.62	0.78,0.78
10	1839	1810	1811	1810	1840	1805	1803	1804	5- 10	131.1	175.7	3.07,3.07
15	1781	1757	1774	1757	1783	1749	1761	1749	10- 15	211.8	387.6	6.77,6.77
20	1703	1695	1736	1695	1706	1684	1720	1684	15- 20	284.9	672.5	11.7,11.7
25	1607	1625	1699	1624	1610	1612	1678	1613	20- 25	348.7	1021	17.8,17.8
30	1495	1551	1605	1549	1498	1535	1585	1536	25- 30	400.7	1422	24.8,24.8
35	1368	1459	1512	1456	1374	1441	1492	1444	30- 35	437.2	1859	32.5,32.5
40	1234	1337	1418	1335	1241	1321	1398	1324	35- 40	459.1	2318	40.5,40.5
45	1093	1215	1325	1214	1101	1201	1305	1202	40- 45	467.4	2786	48.6,48.6
50	950.5	1096	1231	1097	959.6	1084	1211	1084	45- 50	463.2	3249	56.7,56.7
55	807.1	981.9	1124	983.3	817.2	970.9	1104	970.0	50- 55	447.4	3696	64.5,64.5
60	665.3	870.6	1017	872.9	676.0	860.7	996.5	859.2	55- 60	420.3	4117	71.9,71.9
65	525.7	751.7	909.9	753.2	537.2	741.2	889.1	740.6	60- 65	384.2	4501	78.6,78.6
70	390.5	638.6	802.9	639.2	402.4	627.2	781.8	628.6	65- 70	340.8	4842	84.5,84.5
75	262.1	531.7	695.8	531.1	274.1	519.0	674.4	521.5	70- 75	292.5	5134	89.6,89.6
80	146.4	433.4	604.1	430.9	156.4	419.4	584.8	421.8	75- 80	242.7	5377	93.9,93.9
85	55.69	351.9	512.4	348.7	65.23	342.6	495.3	344.1	80- 85	196.5	5573	97.3,97.3
90	17.92	274.3	420.6	270.4	26.12	269.6	405.7	270.2	85- 90	155.1	5728	100,100
95									90- 95			
100									95-100			
105									100-105			
110									105-110			
115									110-115			
120									115-120			
125									120-125			
130									125-130			
135									130-135			
140									135-140			
145									140-145			
150									145-150			
155									150-155			
160									155-160			
165									160-165			
170									165-170			
175									170-175			
180									175-180			
DEG	LUMINOUS INTENSITY:cd									UNIT:lm		

C Range: 0 - 360DEG  
 C Interval: 5.0DEG  
 Test Speed: HIGH  
 Temperature:25DEG  
 Operators:Peter  
 Test Date:2020-03-25

$\gamma$  Range: 0 - 90DEG  
 $\gamma$  Interval: 0.5DEG  
 $\gamma$  Test System:EVERFINE GO-2000A\_V1 SYSTEM V2.0.290  
 Humidity:50%  
 Test Distance:8.900m [K=1.0000]  
 Remarks:

CU AND LUMINAIRE BUDGETARY ESTIMATE DIAGRAM

$\rho_{cc}$	80%			70%			50%			30%			10%			0
$\rho_w$	50%	30%	10%	50%	30%	10%	50%	30%	10%	50%	30%	10%	50%	30%	10%	0
$\rho_{fc}$	20%			20%			20%			20%			20%			0
RCR	RCR:Room Cavity Ratio						Coefficients of Utilization(CU)									
0.0	1.19	1.19	1.19	1.16	1.16	1.16	1.11	1.11	1.11	1.06	1.06	1.06	1.02	1.02	1.02	.00
1.0	1.01	.96	.91	.99	.94	.90	.94	.90	.87	.90	.87	.84	.87	.84	.82	.79
2.0	.87	.79	.73	.85	.78	.72	.81	.75	.70	.78	.73	.69	.75	.71	.67	.65
3.0	.76	.67	.60	.74	.66	.59	.71	.64	.58	.68	.62	.57	.66	.61	.56	.54
4.0	.67	.58	.51	.66	.57	.50	.63	.55	.49	.61	.54	.49	.58	.53	.48	.46
5.0	.60	.50	.43	.59	.50	.43	.56	.49	.43	.54	.48	.42	.53	.46	.42	.39
6.0	.54	.44	.38	.53	.44	.38	.51	.43	.37	.49	.42	.37	.48	.41	.36	.34
7.0	.49	.40	.33	.48	.39	.33	.46	.39	.33	.45	.38	.33	.43	.37	.32	.30
8.0	.44	.36	.30	.44	.35	.30	.42	.35	.29	.41	.34	.29	.40	.34	.29	.27
9.0	.41	.32	.27	.40	.32	.27	.39	.32	.26	.38	.31	.26	.37	.31	.26	.24
10.0	.38	.30	.24	.37	.29	.24	.36	.29	.24	.35	.29	.24	.34	.28	.24	.22



C Range: 0 - 360DEG  
 C Interval: 5.0DEG  
 Test Speed: HIGH  
 Temperature:25DEG  
 Operators:Peter  
 Test Date:2020-03-25

$\gamma$  Range: 0 - 90DEG  
 $\gamma$  Interval: 0.5DEG  
 Test System:EVERFINE GO-2000A\_V1 SYSTEM V2.0.290  
 Humidity:50%  
 Test Distance:8.900m [K=1.0000]  
 Remarks:

## WEC AND CCEC

$\rho_{cc}$	80%			70%			50%			30%			10%			0
$\rho_w$	50%	30%	10%	50%	30%	10%	50%	30%	10%	50%	30%	10%	50%	30%	10%	0
$\rho_{fc}$	20%			20%			20%			20%			20%			0
RCR	RCR:Room Cavity Ratio						Wall Exitance Coefficients(WEC)									
0.0																
1.0	.366	.208	.066	.359	.205	.065	.345	.198	.063	.333	.192	.062	.321	.186	.060	
2.0	.324	.178	.055	.318	.175	.054	.306	.170	.053	.295	.166	.052	.285	.161	.051	
3.0	.292	.155	.046	.286	.153	.046	.275	.149	.045	.266	.146	.045	.257	.142	.044	
4.0	.264	.137	.040	.260	.136	.040	.250	.133	.040	.241	.130	.039	.233	.127	.039	
5.0	.242	.123	.036	.237	.122	.035	.229	.119	.035	.221	.117	.035	.214	.114	.034	
6.0	.222	.111	.032	.218	.110	.032	.211	.108	.031	.204	.106	.031	.198	.104	.031	
7.0	.206	.102	.029	.202	.101	.029	.195	.099	.028	.189	.097	.028	.183	.095	.028	
8.0	.191	.093	.026	.188	.093	.026	.182	.091	.026	.177	.089	.026	.171	.088	.026	
9.0	.178	.086	.024	.176	.086	.024	.170	.084	.024	.165	.083	.024	.161	.082	.024	
10.0	.167	.080	.022	.165	.080	.022	.160	.078	.022	.155	.077	.022	.151	.076	.022	

$\rho_{cc}$	80%			70%			50%			30%			10%			0
$\rho_w$	50%	30%	10%	50%	30%	10%	50%	30%	10%	50%	30%	10%	50%	30%	10%	0
$\rho_{fc}$	20%			20%			20%			20%			20%			0
RCR	RCR:Room Cavity Ratio						Ceiling Cavity Exitance Coefficients(CCEC)									
0.0	.190	.190	.190	.163	.163	.163	.111	.111	.111	.064	.064	.064	.020	.020	.020	
1.0	.184	.156	.130	.158	.134	.112	.108	.092	.077	.062	.053	.045	.020	.017	.015	
2.0	.177	.132	.094	.151	.113	.081	.104	.078	.057	.060	.046	.033	.019	.015	.011	
3.0	.169	.114	.071	.145	.099	.062	.099	.069	.043	.057	.040	.026	.018	.013	.008	
4.0	.161	.101	.056	.138	.088	.049	.095	.061	.034	.055	.036	.020	.018	.012	.007	
5.0	.153	.091	.045	.131	.079	.040	.090	.055	.028	.052	.032	.017	.017	.011	.005	
6.0	.145	.083	.038	.125	.072	.033	.086	.050	.023	.050	.029	.014	.016	.010	.005	
7.0	.138	.076	.032	.119	.066	.028	.082	.046	.020	.048	.027	.012	.015	.009	.004	
8.0	.131	.070	.028	.113	.061	.024	.078	.043	.017	.045	.025	.010	.015	.008	.003	
9.0	.125	.065	.025	.108	.056	.022	.074	.040	.015	.043	.023	.009	.014	.008	.003	
10.0	.119	.061	.022	.102	.053	.019	.071	.037	.014	.041	.022	.008	.013	.007	.003	

C Range: 0 - 360DEG  
C Interval: 5.0DEG  
Test Speed: HIGH  
Temperature:25DEG  
Operators:Peter  
Test Date:2020-03-25

$\gamma$  Range: 0 - 90DEG  
 $\gamma$  Interval: 0.5DEG  
Test System:EVERFINE GO-2000A\_V1 SYSTEM V2.0.290  
Humidity:50%  
Test Distance:8.900m [K=1.0000]  
Remarks:

UGR(Unified Glare Rating) Table

ceiling/cavity	0.7	0.7	0.5	0.5	0.3	0.7	0.7	0.5	0.5	0.3
walls	0.5	0.3	0.5	0.3	0.3	0.5	0.3	0.5	0.3	0.3
working plane	0.2	0.2	0.2	0.2	0.2	0.2	0.2	0.2	0.2	0.2
Room dimensions	Viewed crosswise					Viewed endwise				
x = 2H y = 2H	22.4	24.0	22.7	24.2	24.4	24.2	25.8	24.5	26.0	26.2
3H	23.7	25.2	24.0	25.4	25.7	26.5	28.0	26.8	28.2	28.4
4H	24.2	25.6	24.5	25.9	26.2	27.7	29.1	28.0	29.4	29.6
6H	24.6	25.9	24.9	26.2	26.5	29.0	30.3	29.3	30.6	30.9
8H	24.6	25.9	25.0	26.2	26.5	29.7	31.0	30.1	31.3	31.6
12H	24.7	25.9	25.0	26.2	26.5	30.5	31.8	30.9	32.1	32.4
4H 2H	23.4	24.8	23.7	25.1	25.3	24.8	26.2	25.1	26.4	26.7
3H	25.0	26.3	25.4	26.6	26.9	27.3	28.5	27.6	28.8	29.2
4H	25.7	26.9	26.1	27.2	27.5	28.7	29.8	29.1	30.2	30.5
6H	26.2	27.2	26.6	27.6	28.0	30.2	31.3	30.6	31.6	32.0
8H	26.3	27.3	26.8	27.7	28.1	31.1	32.1	31.5	32.4	32.8
12H	26.4	27.3	26.9	27.7	28.1	32.1	33.0	32.5	33.3	33.8
8H 4H	26.6	27.5	27.0	27.9	28.3	29.0	30.0	29.4	30.4	30.8
6H	27.4	28.2	27.8	28.6	29.0	30.8	31.7	31.3	32.1	32.5
8H	27.7	28.5	28.2	28.9	29.3	31.9	32.7	32.4	33.1	33.5
12H	28.0	28.6	28.4	29.1	29.5	33.1	33.8	33.6	34.2	34.7
12H 4H	26.8	27.7	27.2	28.1	28.5	29.0	29.9	29.5	30.3	30.7
6H	27.8	28.6	28.3	29.0	29.5	31.0	31.7	31.4	32.1	32.6
8H	28.3	29.0	28.8	29.4	29.9	32.1	32.8	32.6	33.2	33.7
Variations with the observer position at spacings:										
S = 1.0H	+ 0.1 / - 0.1					+ 0.1 / - 0.1				
1.5H	+ 0.2 / - 0.2					+ 0.2 / - 0.3				
2.0H	+ 0.1 / - 0.3					+ 0.2 / - 0.4				

CIE Pub.117 Corrected 5728 lm Total Lamp Luminous Flux. (8log(F/F0) = 6.1)

C Range: 0 - 360DEG  
C Interval: 5.0DEG  
Test Speed: HIGH  
Temperature:25DEG  
Operators:Peter  
Test Date:2020-03-25

$\gamma$  Range: 0 - 90DEG  
 $\gamma$  Interval: 0.5DEG  
Test System:EVERFINE GO-2000A\_V1 SYSTEM V2.0.290  
Humidity:50%  
Test Distance:8.900m [K=1.0000]  
Remarks:

## UTILIZATION FACTORS TABLE

REFLECTANCE										
Ceiling	0.8	0.8	0.8	0.7	0.7	0.7	0.5	0.5	0.5	0
Walls	0.7	0.5	0.3	0.7	0.5	0.3	0.7	0.5	0.3	0
Working plane	0.2	0.2	0.2	0.2	0.2	0.2	0.2	0.2	0.2	0
ROOM INDEX	UTILIZATION FACTORS (PERCENT) $k(RI) \times RCR = 5$									
$k = 0.60$	55	43	36	55	43	36	53	43	36	29
0.80	65	53	45	64	52	45	62	52	45	37
1.00	73	61	53	72	61	53	70	62	53	45
1.25	80	69	61	79	68	61	76	66	60	52
1.50	85	74	67	83	73	66	80	71	65	57
2.00	92	82	75	90	81	74	86	79	73	64
2.50	96	87	80	94	86	80	90	83	78	69
3.00	100	92	85	97	90	84	93	87	82	73
4.00	104	97	92	101	95	90	97	92	88	78
5.00	106	101	96	104	99	94	99	95	91	82
ROOM INDEX	UF(total)									Direct
According to DIN EN 13032-2 2004			Suspended				SHRNOM = 1.25			

C Range: 0 - 360DEG  
 C Interval: 5.0DEG  
 Test Speed: HIGH  
 Temperature: 25DEG  
 Operators: Peter  
 Test Date: 2020-03-25

$\gamma$  Range: 0 - 90DEG  
 $\gamma$  Interval: 0.5DEG  
 Test System: EVERFINE GO-2000A\_V1 SYSTEM V2.0.290  
 Humidity: 50%  
 Test Distance: 8.900m [K=1.0000]  
 Remarks:

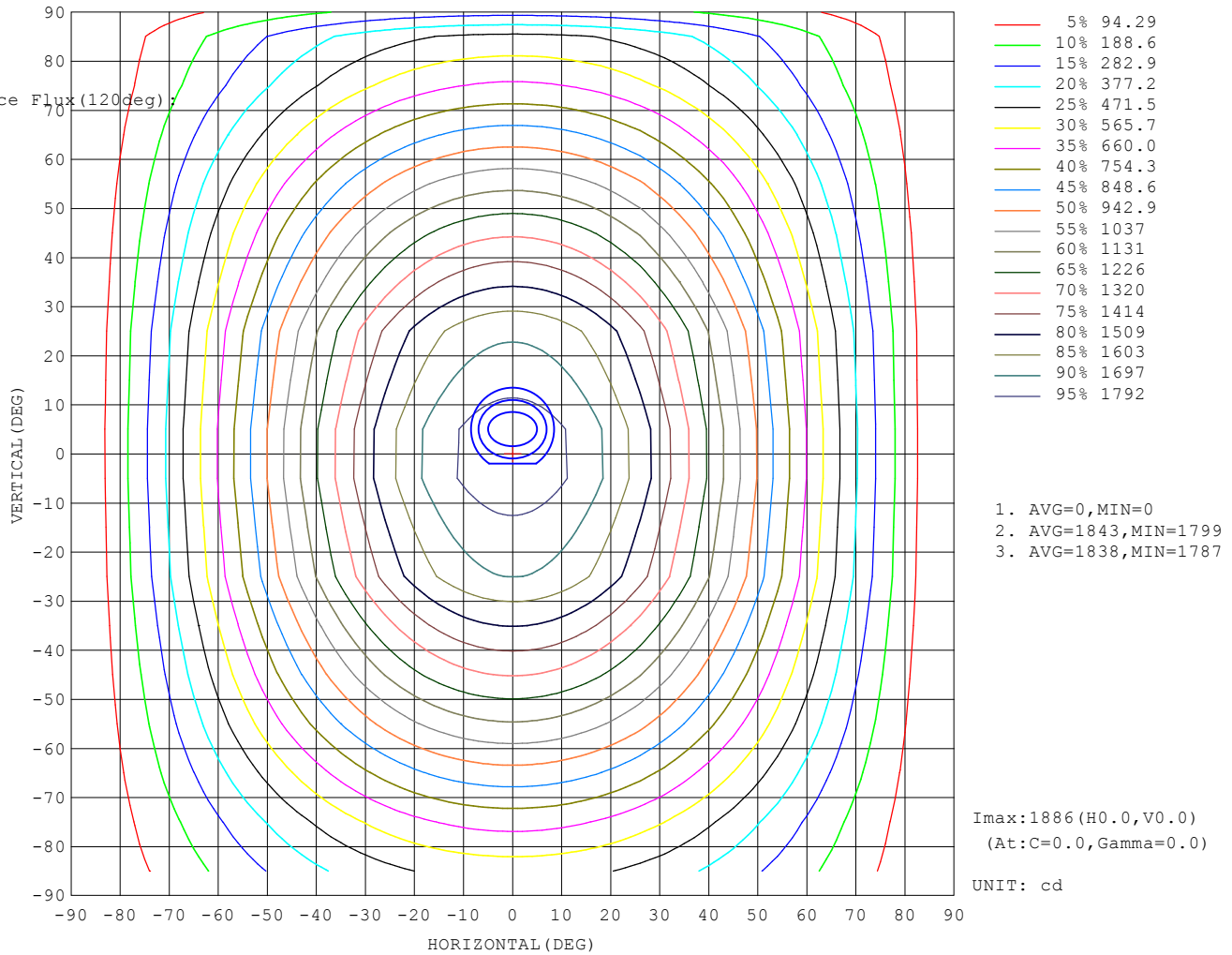
### ISOCANDELA DIAGRAM

Conical surface Flux(90deg):

2785.6 lm  
 %lum = 48.6%  
 %lamp = 48.6%

Conical surface Flux(120deg):

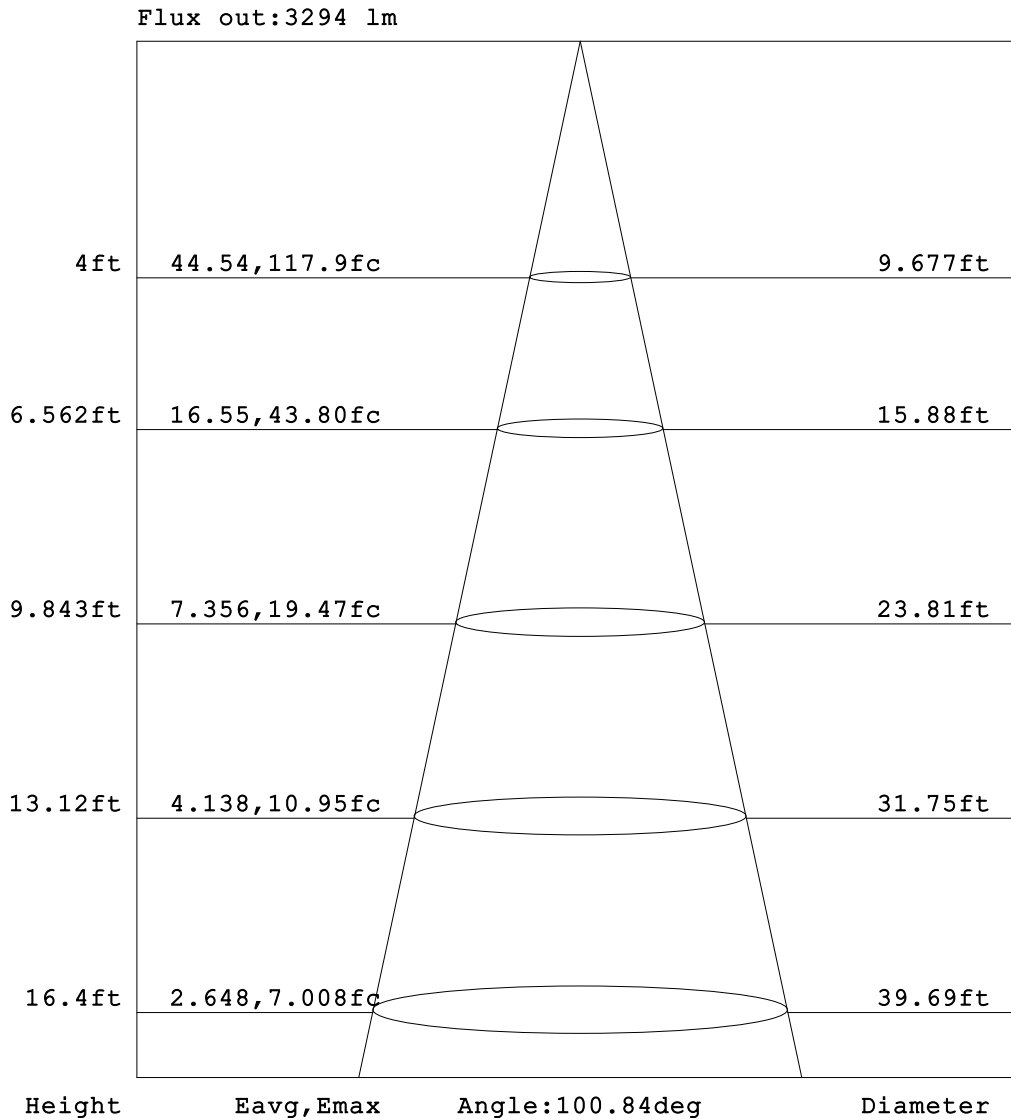
4116.5 lm  
 %lum = 71.9%  
 %lamp = 71.9%



C Range: 0 - 360DEG  
 C Interval: 5.0DEG  
 Test Speed: HIGH  
 Temperature:25DEG  
 Operators:Peter  
 Test Date:2020-03-25

γ Range: 0 - 90DEG  
 γ Interval: 0.5DEG  
 Test System:EVERFINE GO-2000A\_V1 SYSTEM V2.0.290  
 Humidity:50%  
 Test Distance:8.900m [K=1.0000]  
 Remarks:

AAI Figure



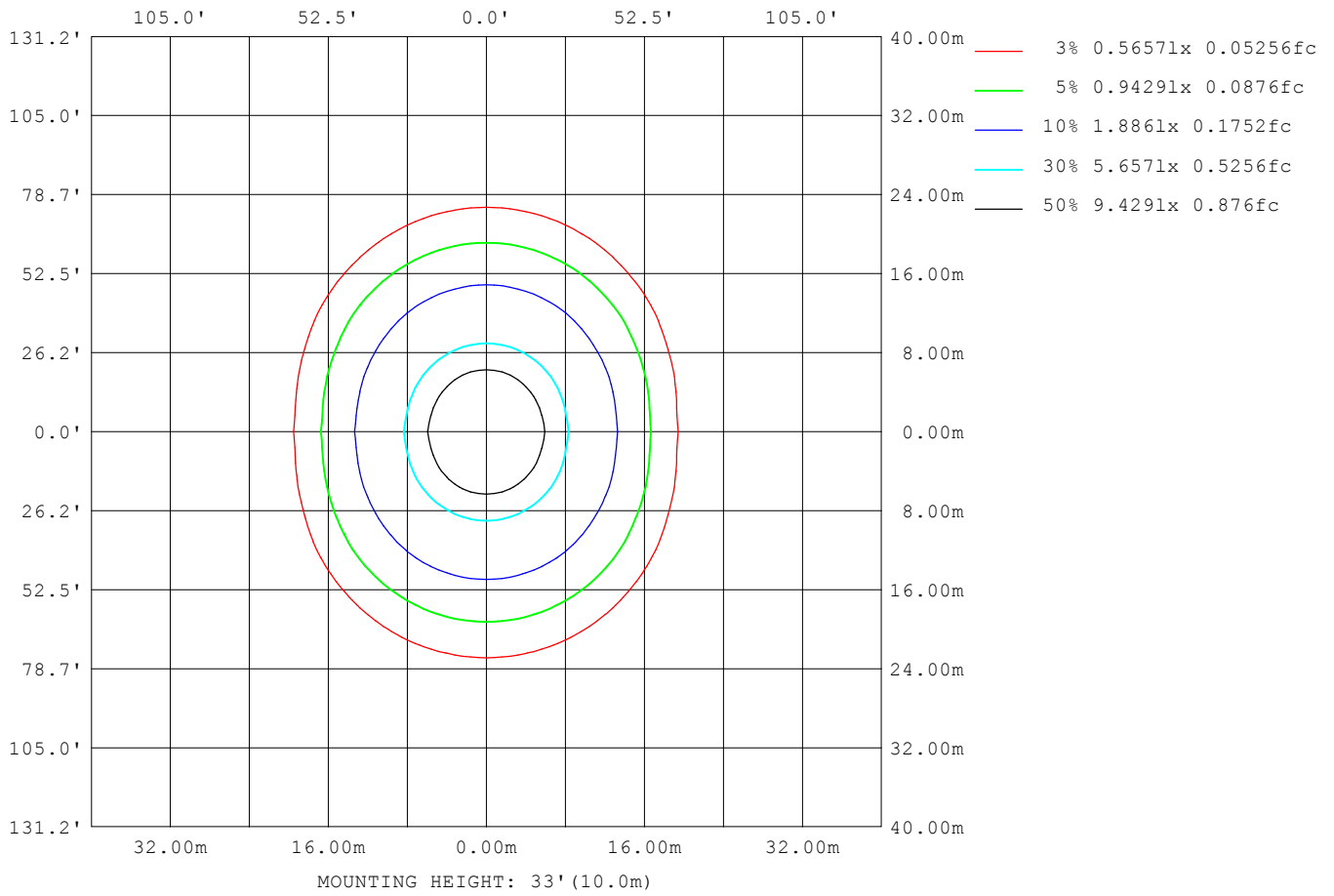
Note:The Curves indicate the illuminated area and the average illumination when the luminaire is at different distance.

C Range: 0 - 360DEG  
 C Interval: 5.0DEG  
 Test Speed: HIGH  
 Temperature:25DEG  
 Operators:Peter  
 Test Date:2020-03-25

γ Range: 0 - 90DEG  
 γ Interval: 0.5DEG  
 Test System:EVERFINE GO-2000A\_V1 SYSTEM V2.0.290  
 Humidity:50%  
 Test Distance:8.900m [K=1.0000]  
 Remarks:



**ISOLUX DIAGRAM**



C Range: 0 - 360DEG  
 C Interval: 5.0DEG  
 Test Speed: HIGH  
 Temperature: 25DEG  
 Operators: Peter  
 Test Date: 2020-03-25

$\gamma$  Range: 0 - 90DEG  
 $\gamma$  Interval: 0.5DEG  
 Test System: EVERFINE GO-2000A\_V1 SYSTEM V2.0.290  
 Humidity: 50%  
 Test Distance: 8.900m [K=1.0000]  
 Remarks:

## LED Avg.L Report

Test:U:120.0V I:0.3692A P:44.23W PF:0.9983 Lamp Flux:5728.25x1 lm		
NAME: ASD-LSF5-4A44AC-PRM ( 44W 4000K)	TYPE:LED	WEIGHT:
SPEC.:	DIM.: 1219*66*68mm	SERIAL No.:
MFR.: ASD lighting corp.	SUR.:1219*66*68mm	PROTECTION ANGLE:

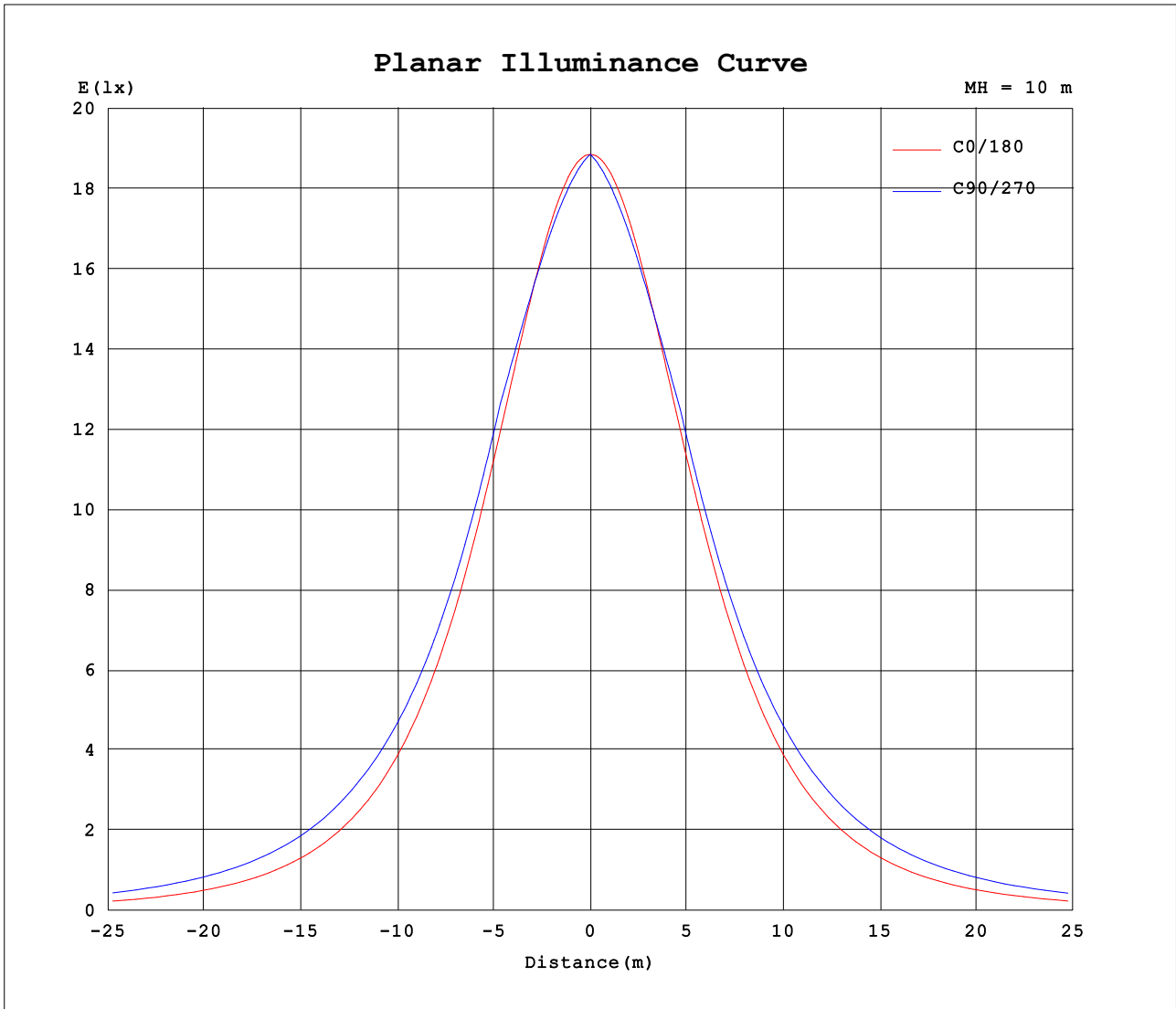
AvgL	cd/m2
L_0~180 (65) av	15751
L_0~180 (75) av	12976
L_0~180 (85) av	8689
L_90~270 (65) av	26659
L_90~270 (75) av	33154
L_90~270 (85) av	72401
L_45 (65) av	22129
L_45 (75) av	25446
L_45 (85) av	49840

Standard: GB/T 29293-2012

C Range: 0 - 360DEG  
C Interval: 5.0DEG  
Test Speed: HIGH  
Temperature:25DEG  
Operators:Peter  
Test Date:2020-03-25

$\gamma$  Range: 0 - 90DEG  
 $\gamma$  Interval: 0.5DEG  
Test System:EVERFINE GO-2000A\_V1 SYSTEM V2.0.290  
Humidity:50%  
Test Distance:8.900m [K=1.0000]  
Remarks:

Planar Illuminance Curve



C Range: 0 - 360DEG  
 C Interval: 5.0DEG  
 Test Speed: HIGH  
 Temperature:25DEG  
 Operators:Peter  
 Test Date:2020-03-25

$\gamma$  Range: 0 - 90DEG  
 $\gamma$  Interval: 0.5DEG  
 Test System:EVERFINE GO-2000A\_V1 SYSTEM V2.0.290  
 Humidity:50%  
 Test Distance:8.900m [K=1.0000]  
 Remarks:

### LUMINOUS DISTRIBUTION INTENSITY DATA

Table--1

UNIT: cd

C (DEG) γ (DEG)	0	5	10	15	20	25	30	35	40	45	50	55	60	65	70	75	80	85	90
0	1886	1886	1886	1886	1886	1886	1886	1886	1886	1886	1886	1886	1886	1886	1886	1886	1886	1886	1886
5	1874	1871	1868	1865	1862	1860	1858	1856	1855	1853	1852	1851	1850	1850	1849	1849	1849	1848	1848
10	1839	1833	1827	1823	1819	1816	1814	1812	1811	1810	1810	1809	1810	1810	1810	1810	1811	1811	1811
15	1781	1773	1766	1761	1757	1755	1754	1754	1755	1757	1759	1761	1764	1767	1769	1771	1772	1773	1774
20	1703	1693	1685	1681	1678	1678	1680	1684	1689	1695	1701	1708	1714	1720	1726	1730	1733	1735	1736
25	1607	1595	1588	1585	1585	1588	1595	1604	1614	1625	1638	1650	1661	1672	1681	1689	1694	1698	1699
30	1495	1483	1476	1476	1480	1489	1500	1515	1532	1551	1569	1585	1589	1593	1597	1600	1603	1605	1605
35	1368	1356	1352	1354	1363	1378	1398	1421	1446	1459	1466	1474	1482	1490	1498	1503	1508	1511	1512
40	1234	1222	1220	1227	1242	1264	1291	1316	1325	1337	1350	1363	1375	1387	1398	1407	1413	1417	1418
45	1093	1083	1084	1096	1118	1147	1170	1182	1197	1215	1234	1253	1269	1285	1299	1310	1318	1323	1325
50	950	942	947	964	993	1018	1032	1051	1073	1096	1120	1145	1165	1184	1200	1213	1223	1229	1231
55	807	800	809	834	865	878	899	925	953	982	1011	1038	1061	1078	1094	1107	1116	1122	1124
60	665	660	675	707	723	745	773	805	839	871	897	923	947	967	984	998	1008	1015	1017
65	526	523	544	569	590	620	656	691	721	752	781	810	835	857	876	890	901	908	910
70	390	392	419	437	467	506	539	574	606	639	670	699	726	749	768	783	794	801	803
75	262	268	290	319	356	391	427	463	498	532	563	593	620	642	661	676	687	694	696
80	146	157	181	216	252	288	326	363	397	433	466	497	526	549	568	584	595	602	604
85	55.7	69.0	98.3	132	167	205	245	282	317	352	383	412	439	461	479	494	504	510	512
90	17.9	32.4	53.0	79.2	110	144	178	211	243	274	303	330	353	374	390	404	413	419	421

C Range: 0 - 360DEG  
C Interval: 5.0DEG  
Test Speed: HIGH  
Temperature:25DEG  
Operators:Peter  
Test Date:2020-03-25

γ Range: 0 - 90DEG  
γ Interval: 0.5DEG  
Test System:EVERFINE GO-2000A\_V1 SYSTEM V2.0.290  
Humidity:50%  
Test Distance:8.900m [K=1.0000]  
Remarks:

## LUMINOUS DISTRIBUTION INTENSITY DATA

Table--2

UNIT: cd

C (DEG) γ (DEG)	95	100	105	110	115	120	125	130	135	140	145	150	155	160	165	170	175	180	185
0	1886	1886	1886	1886	1886	1886	1886	1886	1886	1886	1886	1886	1886	1886	1886	1886	1886	1886	1886
5	1848	1849	1849	1849	1850	1851	1851	1853	1854	1855	1857	1859	1861	1863	1865	1868	1871	1874	1871
10	1811	1811	1810	1810	1810	1810	1810	1810	1810	1811	1813	1814	1817	1820	1824	1828	1834	1840	1833
15	1773	1772	1771	1769	1766	1764	1761	1759	1757	1755	1755	1755	1756	1758	1762	1768	1775	1783	1774
20	1735	1733	1730	1725	1720	1714	1707	1701	1695	1689	1684	1681	1679	1680	1682	1687	1695	1706	1694
25	1697	1694	1688	1680	1671	1660	1649	1636	1624	1613	1603	1595	1589	1586	1586	1590	1598	1610	1597
30	1604	1603	1600	1596	1592	1587	1583	1567	1549	1531	1514	1499	1488	1480	1477	1478	1485	1498	1484
35	1511	1508	1503	1497	1489	1481	1472	1464	1456	1443	1419	1397	1378	1365	1357	1355	1361	1374	1359
40	1417	1413	1406	1397	1387	1375	1361	1348	1335	1323	1314	1289	1264	1243	1230	1224	1228	1241	1226
45	1323	1318	1310	1299	1285	1269	1252	1233	1214	1196	1181	1169	1147	1119	1099	1089	1089	1101	1088
50	1229	1223	1214	1201	1185	1165	1144	1121	1097	1073	1051	1032	1019	994	967	952	949	960	948
55	1122	1116	1107	1094	1079	1061	1039	1012	983	954	926	901	880	866	837	815	808	817	807
60	1015	1008	998	984	967	946	923	899	873	842	808	776	747	726	710	680	668	676	668
65	907	901	890	875	856	834	809	782	753	724	695	659	624	594	573	550	532	537	532
70	800	793	782	767	747	724	698	670	639	607	575	543	511	473	442	424	400	402	400
75	693	686	675	660	640	618	591	562	531	498	464	429	395	362	325	296	276	274	277
80	601	594	583	567	547	523	495	464	431	396	362	327	291	256	221	187	165	156	166
85	510	503	492	477	458	436	410	381	349	314	278	242	205	168	134	102	75.5	65.2	76.4
90	418	412	402	389	371	351	327	300	270	237	205	171	137	104	75.1	52.5	33.2	26.1	33.2

C Range: 0 - 360DEG  
 C Interval: 5.0DEG  
 Test Speed: HIGH  
 Temperature: 25DEG  
 Operators: Peter  
 Test Date: 2020-03-25

γ Range: 0 - 90DEG  
 γ Interval: 0.5DEG  
 Test System: EVERFINE GO-2000A\_V1 SYSTEM V2.0.290  
 Humidity: 50%  
 Test Distance: 8.900m [K=1.0000]  
 Remarks:

LUMINOUS DISTRIBUTION INTENSITY DATA

Table--3

UNIT: cd

C (DEG) γ (DEG)	190	195	200	205	210	215	220	225	230	235	240	245	250	255	260	265	270	275	280
0	1886	1886	1886	1886	1886	1886	1886	1886	1886	1886	1886	1886	1886	1886	1886	1886	1886	1886	1886
5	1868	1864	1862	1859	1857	1855	1853	1851	1849	1848	1847	1846	1845	1845	1845	1844	1844	1844	1845
10	1827	1822	1817	1814	1811	1808	1806	1805	1804	1803	1803	1803	1803	1803	1803	1803	1803	1803	1803
15	1766	1759	1755	1751	1749	1748	1748	1749	1750	1752	1754	1756	1758	1759	1760	1761	1761	1761	1760
20	1685	1679	1675	1673	1674	1676	1679	1684	1689	1695	1700	1706	1710	1714	1717	1719	1720	1719	1717
25	1587	1582	1580	1582	1587	1594	1602	1612	1622	1633	1644	1653	1662	1669	1674	1677	1678	1677	1674
30	1475	1472	1474	1481	1490	1503	1518	1535	1551	1565	1569	1573	1577	1580	1583	1584	1585	1584	1583
35	1352	1352	1359	1371	1387	1407	1430	1441	1448	1455	1463	1471	1478	1483	1488	1490	1492	1491	1488
40	1222	1226	1238	1256	1280	1302	1310	1321	1332	1345	1357	1369	1379	1387	1393	1397	1398	1397	1393
45	1086	1096	1114	1140	1160	1171	1185	1201	1218	1236	1252	1267	1280	1290	1298	1303	1305	1303	1299
50	950	964	990	1012	1025	1042	1062	1084	1106	1128	1148	1167	1182	1195	1204	1209	1211	1209	1204
55	813	834	862	874	894	917	944	971	998	1024	1044	1061	1076	1088	1097	1102	1104	1102	1097
60	680	708	723	743	769	799	831	861	885	908	929	949	965	979	988	994	996	994	989
65	550	572	591	620	653	687	714	741	768	794	817	838	856	870	880	887	889	887	881
70	425	441	471	507	537	567	597	627	656	683	708	729	747	762	773	779	782	780	774
75	297	325	360	391	423	456	488	519	549	576	601	622	640	655	665	672	674	673	667
80	188	220	254	287	321	354	386	419	452	481	508	531	550	565	576	582	585	583	577
85	103	133	166	203	240	275	310	343	373	400	425	446	463	477	487	493	495	493	488
90	54.9	82.7	113	145	177	209	239	270	297	321	343	362	378	390	399	404	406	404	399

C Range: 0 - 360DEG  
 C Interval: 5.0DEG  
 Test Speed: HIGH  
 Temperature:25DEG  
 Operators:Peter  
 Test Date:2020-03-25

γ Range: 0 - 90DEG  
 γ Interval: 0.5DEG  
 Test System:EVERFINE GO-2000A\_V1 SYSTEM V2.0.290  
 Humidity:50%  
 Test Distance:8.900m [K=1.0000]  
 Remarks:

## LUMINOUS DISTRIBUTION INTENSITY DATA

Table--4

UNIT: cd

C (DEG) γ (DEG)	285	290	295	300	305	310	315	320	325	330	335	340	345	350	355				
0	1886	1886	1886	1886	1886	1886	1886	1886	1886	1886	1886	1886	1886	1886	1886				
5	1845	1845	1846	1847	1848	1849	1850	1852	1854	1856	1858	1861	1864	1867	1870				
10	1803	1802	1802	1803	1803	1803	1804	1806	1808	1810	1813	1817	1821	1826	1832				
15	1759	1757	1756	1754	1752	1750	1749	1748	1747	1748	1750	1753	1758	1764	1772				
20	1715	1711	1706	1701	1695	1690	1684	1679	1676	1673	1672	1673	1677	1683	1692				
25	1669	1663	1654	1645	1634	1623	1613	1603	1594	1586	1581	1579	1580	1585	1594				
30	1581	1578	1574	1570	1567	1553	1536	1519	1504	1491	1481	1474	1472	1474	1481				
35	1484	1479	1472	1464	1457	1450	1444	1433	1410	1388	1371	1358	1350	1349	1355				
40	1387	1379	1369	1358	1346	1335	1324	1312	1304	1281	1256	1236	1223	1218	1221				
45	1291	1280	1268	1253	1237	1221	1202	1186	1172	1161	1140	1113	1093	1082	1082				
50	1195	1182	1167	1149	1132	1107	1084	1062	1042	1025	1013	989	962	945	941				
55	1088	1076	1061	1046	1025	997	970	943	918	893	874	861	832	808	800				
60	979	966	950	933	908	884	859	831	798	767	741	721	706	675	660				
65	871	857	840	820	795	768	741	714	684	650	617	589	569	545	524				
70	763	750	731	710	685	657	629	597	565	534	504	467	438	421	393				
75	656	643	625	604	579	551	521	489	456	423	388	356	320	292	270				
80	566	552	533	511	484	455	422	389	355	322	286	251	217	183	159				
85	478	465	447	427	402	375	344	312	277	241	203	166	132	101	71.6				
90	391	379	363	344	322	298	270	241	210	178	146	113	82.3	54.5	32.6				

C Range: 0 - 360DEG  
C Interval: 5.0DEG  
Test Speed: HIGH  
Temperature:25DEG  
Operators:Peter  
Test Date:2020-03-25

γ Range: 0 - 90DEG  
γ Interval: 0.5DEG  
Test System:EVERFINE GO-2000A\_V1 SYSTEM V2.0.290  
Humidity:50%  
Test Distance:8.900m [K=1.0000]  
Remarks: