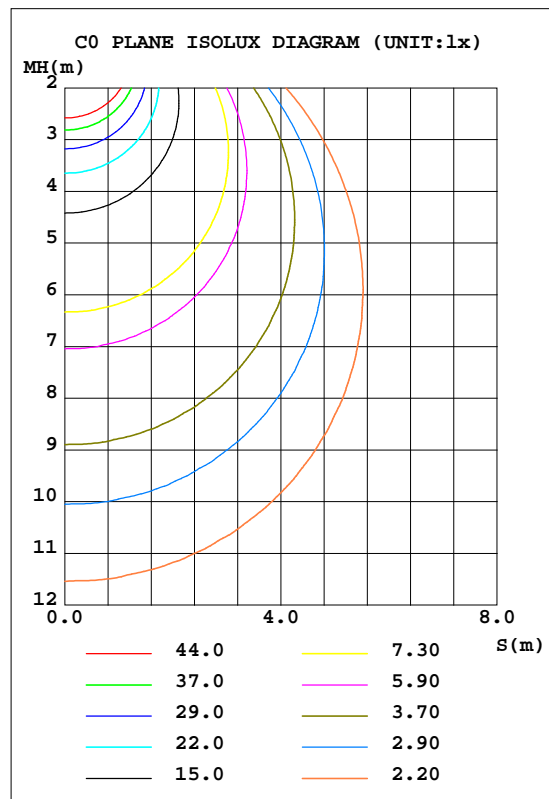
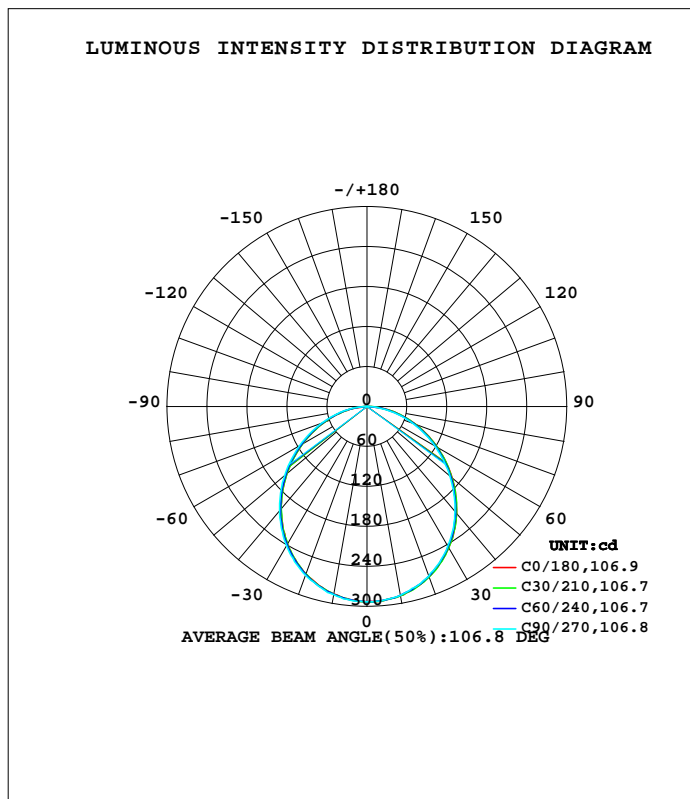


LUMINAIRE PHOTOMETRIC TEST REPORT

Test:U:120.11V I:0.1030A P:12.140W PF:0.9827 Freq:60.00Hz Lamp Flux:795.464x1 lm		
NAME:	TYPE:	WEIGHT:
SPEC.:	DIM.:	SERIAL No.:
MFR.: ASD LIGHTING CORP	SUR.: ϕ 0.07	Shielding Angle:

DATA OF LAMP		PHOTOMETRIC DATA Eff: 65.52 lm/W			
MODEL	GBA-4D12AC-XX(5000K)	I _{max} (cd)	293.5	S/MH(C0/180)	1.22
NOMINAL POWER(W)	12	LOR(%)	100.0	S/MH(C90/270)	1.23
RATED VOLTAGE(V)	120	TOTAL FLUX(lm)	795.46	h UP, DN(C0-180)	0.2,50.1
NOMINAL FLUX(lm)	795.464	CIE CLASS	DIRECT	h UP, DN(C180-360)	0.2,49.5
LAMPS INSIDE	1	h up(%)	0.4	CIBSE SHR NOM	1.25
TEST VOLTAGE(V)	120.0	h down(%)	99.6	CIBSE SHR MAX	1.35



C Range: 0 - 360DEG
 C Interval: 30.0DEG
 Test Speed: HIGH
 Temperature:25.3DEG
 Operators:
 Test Date:2022-09-16

g Range: 0 - 180DEG
 g Interval: 1.0DEG
 Test System:EVERFINE GO-2000B_V1 SYSTEM V2.00.426
 Humidity:65.0%
 Test Distance:8.700m [K=1.3483]
 Remarks:

ZONAL FLUX DIAGRAM

ZONAL FLUX DIAGRAM:

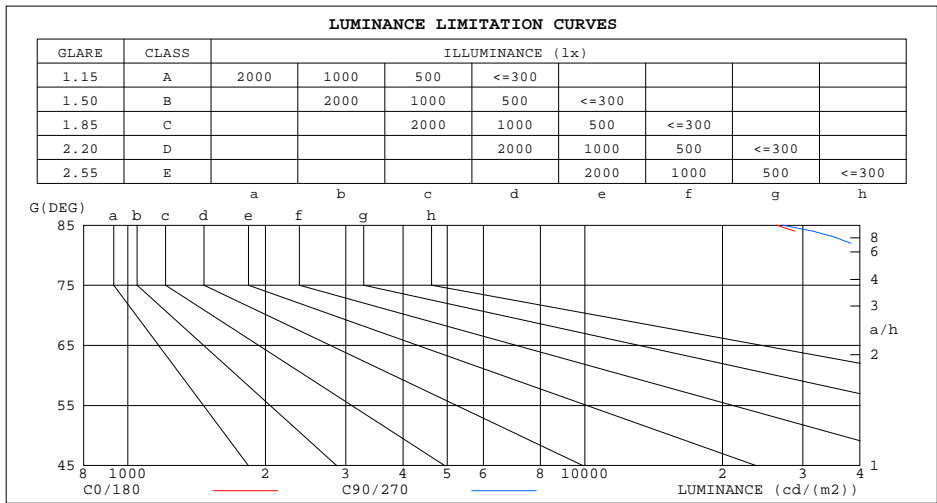
g	C0	C45	C90	C135	C180	C225	C270	C315	g	F zone	F total	%lum,lamp
10	288.1	288.1	287.7	286.6	286.1	286.3	286.9	287.9	0- 10	27.69	27.69	3.48,3.48
20	272.2	271.8	270.9	268.5	267.9	268.0	269.6	271.6	10- 20	78.96	106.6	13.4,13.4
30	245.4	244.5	242.7	240.0	238.7	239.2	241.5	244.5	20- 30	118.5	225.1	28.3,28.3
40	209.3	208.1	205.8	202.4	200.6	201.3	204.2	208.2	30- 40	140.3	365.4	45.9,45.9
50	167.0	165.4	162.7	159.2	156.8	157.8	161.6	166.0	40- 50	142.0	507.4	63.8,63.8
60	121.7	120.2	117.1	113.6	111.5	112.3	116.0	120.9	50- 60	124.7	632.1	79.5,79.5
70	76.96	75.46	72.44	68.85	66.91	67.78	71.21	76.10	60- 70	93.19	725.3	91.2,91.2
80	35.98	33.56	29.43	27.64	26.99	27.94	30.96	34.80	70- 80	53.89	779.2	98,98
90	0.8902	0	0	0	0	0	0.0002	0.0024	80- 90	13.32	792.5	99.6,99.6
100	0	0.0340	0.0970	0.0678	0.1067	0.0872	0.0288	0.0630	90-100	0.0226	792.6	99.6,99.6
110	0.1064	0.1742	0.2714	0.2178	0.2327	0.2419	0.2322	0.2130	100-110	0.1510	792.7	99.7,99.7
120	0.3094	0.3534	0.4845	0.4259	0.4844	0.5848	0.6586	0.4894	110-120	0.3287	793.0	99.7,99.7
130	0.4163	0.5374	0.6880	0.5761	0.9003	0.7414	0.9586	0.7408	120-130	0.5271	793.6	99.8,99.8
140	0.6580	0.6730	0.9008	0.7792	0.6971	0.9132	1.182	0.9760	130-140	0.5930	794.2	99.8,99.8
150	0.6776	0.7408	0.8623	0.7842	0.7841	0.7514	0.9296	0.7366	140-150	0.4819	794.6	99.9,99.9
160	0.8534	1.182	1.143	1.147	1.229	1.186	1.000	0.9923	150-160	0.4395	795.1	100,100
170	0.8519	0.9250	0.9397	0.9392	0.9293	0.9733	0.9596	0.9536	160-170	0.2947	795.4	100,100
180	0.9100	0.9733	0.9880	0.9972	0.9293	0.9975	0.9590	0.9633	170-180	0.0906	795.5	100,100
DEG	LUMINOUS INTENSITY:cd								UNIT:lm			

C Range: 0 - 360DEG
C Interval: 30.0DEG
Test Speed: HIGH
Temperature:25.3DEG
Operators:
Test Date:2022-09-16

g Range: 0 - 180DEG
g Interval: 1.0DEG
Test System:EVERFINE GO-2000B_V1 SYSTEM V2.00.426
Humidity:65.0%
Test Distance:8.700m [K=1.3483]
Remarks:

LUMINANCE LIMITATION CURVES

Test:U:120.11V I:0.1030A P:12.140W PF:0.9827 Freq:60.00Hz Lamp Flux:795.464x1 lm		
NAME:	TYPE:	WEIGHT:
SPEC.:	DIM.:	SERIAL No.:
MFR.: ASD LIGHTING CORP	SUR.: $\phi 0.07$	Shielding Angle:



LUMINANCE cd/(m2)		
G(DEG)	C0/180	C90/270
85	26236	26972
80	51819	42357
75	53923	49008
70	56269	52929
65	58613	55880
60	60849	58553
55	62963	61059
50	64971	63262
45	66659	65250

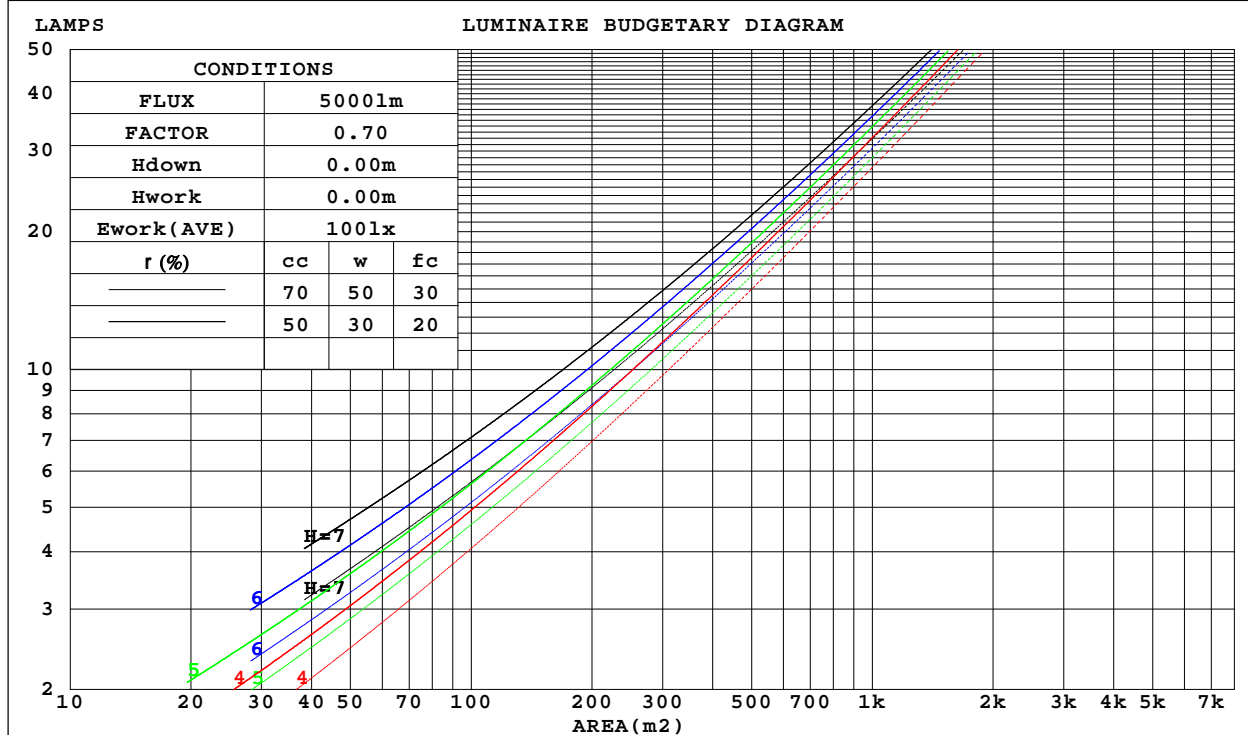
C Range: 0 - 360DEG
 C Interval: 30.0DEG
 Test Speed: HIGH
 Temperature: 25.3DEG
 Operators:
 Test Date: 2022-09-16

g Range: 0 - 180DEG
 g Interval: 1.0DEG
 Test System: EVERFINE GO-2000B_V1 SYSTEM V2.00.426
 Humidity: 65.0%
 Test Distance: 8.700m [K=1.3483]
 Remarks:

CU AND LUMINAIRE BUDGETARY ESTIMATE DIAGRAM

Test:U:120.11V I:0.1030A P:12.140W PF:0.9827 Freq:60.00Hz Lamp Flux:795.464x1 lm		
NAME:	TYPE:	WEIGHT:
SPEC.:	DIM.:	SERIAL No.:
MFR.: ASD LIGHTING CORP	SUR.: ϕ 0.07	Shielding Angle:

r _{cc}	80%			70%			50%			30%			10%			0
r _w	50%	30%	10%	50%	30%	10%	50%	30%	10%	50%	30%	10%	50%	30%	10%	0
r _{fc}	20%			20%			20%			20%			20%			0
RCR	RCR:Room Cavity Ratio Coefficients of Utilization(CU)															
0.0	1.19	1.19	1.19	1.16	1.16	1.16	1.11	1.11	1.11	1.06	1.06	1.06	1.02	1.02	1.02	.00
1.0	1.04	.00	.96	1.02	.98	.94	.97	.94	.91	.93	.91	.89	.90	.88	.86	.84
2.0	.91	.84	.78	.89	.83	.77	.85	.80	.76	.82	.78	.74	.79	.75	.72	.70
3.0	.80	.72	.65	.78	.71	.65	.75	.69	.64	.72	.67	.62	.70	.65	.61	.59
4.0	.71	.62	.55	.70	.61	.55	.67	.60	.54	.65	.58	.53	.62	.57	.53	.51
5.0	.63	.54	.48	.62	.54	.48	.60	.53	.47	.58	.52	.46	.56	.50	.46	.44
6.0	.57	.48	.42	.56	.48	.42	.54	.47	.41	.53	.46	.41	.51	.45	.40	.38
7.0	.52	.43	.37	.51	.43	.37	.49	.42	.37	.48	.41	.36	.47	.41	.36	.34
8.0	.47	.39	.33	.47	.39	.33	.45	.38	.33	.44	.37	.32	.43	.37	.32	.30
9.0	.43	.35	.30	.43	.35	.30	.42	.35	.30	.41	.34	.29	.40	.34	.29	.27
10.0	.40	.32	.27	.40	.32	.27	.39	.32	.27	.38	.31	.27	.37	.31	.27	.25



C Range: 0 - 360DEG
 C Interval: 30.0DEG
 Test Speed: HIGH
 Temperature:25.3DEG
 Operators:
 Test Date:2022-09-16

g Range: 0 - 180DEG
 g Interval: 1.0DEG
 Test System:EVERFINE GO-2000B_V1 SYSTEM V2.00.426
 Humidity:65.0%
 Test Distance:8.700m [K=1.3483]
 Remarks:

WEC AND CCEC

Test:U:120.11V I:0.1030A P:12.140W PF:0.9827 Freq:60.00Hz Lamp Flux:795.464x1 lm		
NAME:	TYPE:	WEIGHT:
SPEC.:	DIM.:	SERIAL No.:
MFR.: ASD LIGHTING CORP	SUR.: φ0.07	Shielding Angle:

r cc	80%			70%			50%			30%			10%			0
r w	50%	30%	10%	50%	30%	10%	50%	30%	10%	50%	30%	10%	50%	30%	10%	0
r fc	20%			20%			20%			20%			20%			0
RCR	RCR:Room Cavity Ratio						Wall Exitance Coefficients(WEC)									
0.0																
1.0	.304	.173	.055	.297	.169	.054	.283	.163	.052	.271	.156	.050	.260	.150	.049	
2.0	.287	.157	.048	.281	.155	.048	.269	.149	.046	.258	.145	.045	.248	.140	.044	
3.0	.266	.142	.042	.260	.139	.042	.250	.135	.041	.240	.132	.040	.231	.128	.040	
4.0	.246	.128	.038	.241	.126	.037	.232	.123	.037	.223	.120	.036	.215	.117	.036	
5.0	.228	.116	.034	.223	.115	.033	.215	.112	.033	.207	.109	.033	.200	.107	.032	
6.0	.211	.106	.030	.207	.105	.030	.200	.102	.030	.193	.100	.029	.187	.098	.029	
7.0	.197	.097	.028	.193	.096	.027	.187	.094	.027	.181	.093	.027	.175	.091	.027	
8.0	.184	.090	.025	.181	.089	.025	.175	.087	.025	.169	.086	.025	.164	.084	.025	
9.0	.172	.083	.023	.170	.083	.023	.164	.081	.023	.159	.080	.023	.155	.079	.023	
10.0	.162	.078	.022	.160	.077	.022	.155	.076	.021	.150	.075	.021	.146	.074	.021	

r cc	80%			70%			50%			30%			10%			0
r w	50%	30%	10%	50%	30%	10%	50%	30%	10%	50%	30%	10%	50%	30%	10%	0
r fc	20%			20%			20%			20%			20%			0
RCR	RCR:Room Cavity Ratio						Ceiling Cavity Exitance Coefficients(CCEC)									
0.0	.193	.193	.193	.165	.165	.165	.113	.113	.113	.065	.065	.065	.021	.021	.021	
1.0	.183	.159	.138	.156	.136	.118	.107	.094	.082	.062	.054	.048	.020	.017	.015	
2.0	.174	.135	.101	.149	.116	.088	.102	.080	.061	.059	.047	.036	.019	.015	.012	
3.0	.167	.117	.078	.143	.101	.067	.098	.070	.047	.057	.041	.028	.018	.013	.009	
4.0	.159	.104	.062	.136	.090	.054	.094	.062	.038	.054	.037	.022	.017	.012	.007	
5.0	.151	.093	.050	.130	.081	.044	.090	.056	.031	.052	.033	.018	.017	.011	.006	
6.0	.144	.085	.042	.124	.074	.037	.086	.052	.026	.050	.030	.016	.016	.010	.005	
7.0	.138	.078	.036	.118	.068	.032	.082	.047	.022	.047	.028	.013	.015	.009	.004	
8.0	.131	.072	.032	.113	.063	.028	.078	.044	.020	.045	.026	.012	.015	.009	.004	
9.0	.125	.067	.028	.108	.058	.025	.075	.041	.018	.043	.024	.010	.014	.008	.003	
10.0	.119	.063	.025	.103	.055	.022	.071	.039	.016	.042	.023	.009	.014	.007	.003	

C Range: 0 - 360DEG
 C Interval: 30.0DEG
 Test Speed: HIGH
 Temperature:25.3DEG
 Operators:
 Test Date:2022-09-16

g Range: 0 - 180DEG
 g Interval: 1.0DEG
 Test System:EVERFINE GO-2000B_V1 SYSTEM V2.00.426
 Humidity:65.0%
 Test Distance:8.700m [K=1.3483]
 Remarks:

UGR(Unified Glare Rating) Table

Test:U:120.11V I:0.1030A P:12.140W PF:0.9827 Freq:60.00Hz Lamp Flux:795.464x1 lm										
NAME:					TYPE:			WEIGHT:		
SPEC.:					DIM.:			SERIAL No.:		
MFR.: ASD LIGHTING CORP					SUR.: φ0.07			Shielding Angle:		
ceiling/cavity	0.7	0.7	0.5	0.5	0.3	0.7	0.7	0.5	0.5	0.3
walls	0.5	0.3	0.5	0.3	0.3	0.5	0.3	0.5	0.3	0.3
working plane	0.2	0.2	0.2	0.2	0.2	0.2	0.2	0.2	0.2	0.2
Room dimensions	Viewed crosswise					Viewed endwise				
x = 2H y = 2H	26.6	28.2	26.9	28.5	28.8	26.2	27.8	26.6	28.2	28.5
3H	28.4	29.9	28.8	30.2	30.6	28.0	29.5	28.4	29.8	30.2
4H	29.1	30.5	29.5	30.9	31.2	28.7	30.0	29.1	30.4	30.8
6H	29.7	31.0	30.1	31.4	31.8	29.1	30.4	29.5	30.8	31.2
8H	29.9	31.1	30.3	31.5	31.9	29.3	30.5	29.7	30.9	31.3
12H	30.0	31.1	30.4	31.5	32.0	29.3	30.5	29.8	30.9	31.3
4H 2H	27.2	28.5	27.6	28.9	29.3	26.8	28.2	27.2	28.5	28.9
3H	29.3	30.4	29.7	30.8	31.2	28.8	29.9	29.2	30.3	30.8
4H	30.1	31.2	30.6	31.6	32.0	29.6	30.6	30.0	31.0	31.5
6H	30.9	31.8	31.3	32.2	32.7	30.2	31.1	30.6	31.5	32.0
8H	31.1	32.0	31.6	32.4	32.9	30.3	31.2	30.8	31.6	32.1
12H	31.2	32.0	31.7	32.5	32.9	30.4	31.2	30.9	31.7	32.2
8H 4H	30.4	31.3	30.9	31.7	32.2	29.9	30.7	30.3	31.2	31.6
6H	31.3	32.0	31.8	32.5	33.0	30.6	31.3	31.0	31.8	32.2
8H	31.6	32.3	32.2	32.8	33.3	30.8	31.4	31.3	31.9	32.4
12H	31.8	32.4	32.3	32.9	33.5	30.9	31.5	31.4	32.0	32.5
12H 4H	30.5	31.2	31.0	31.7	32.2	29.9	30.7	30.4	31.1	31.6
6H	31.4	32.0	31.9	32.5	33.0	30.6	31.2	31.1	31.7	32.3
8H	31.8	32.3	32.3	32.8	33.4	30.9	31.4	31.4	31.9	32.5
CIE190: 2010										

CIE190: 2010
Area: 0.004 m2

C Range: 0 - 360DEG
C Interval: 30.0DEG
Test Speed: HIGH
Temperature:25.3DEG
Operators:
Test Date:2022-09-16

g Range: 0 - 180DEG
g Interval: 1.0DEG
Test System:EVERFINE GO-2000B_V1 SYSTEM V2.00.426
Humidity:65.0%
Test Distance:8.700m [K=1.3483]
Remarks:

UTILIZATION FACTORS TABLE

Test:U:120.11V I:0.1030A P:12.140W PF:0.9827 Freq:60.00Hz Lamp Flux:795.464x1 lm		
NAME:	TYPE:	WEIGHT:
SPEC.:	DIM.:	SERIAL No.:
MFR.: ASD LIGHTING CORP	SUR.: $\phi 0.07$	Shielding Angle:

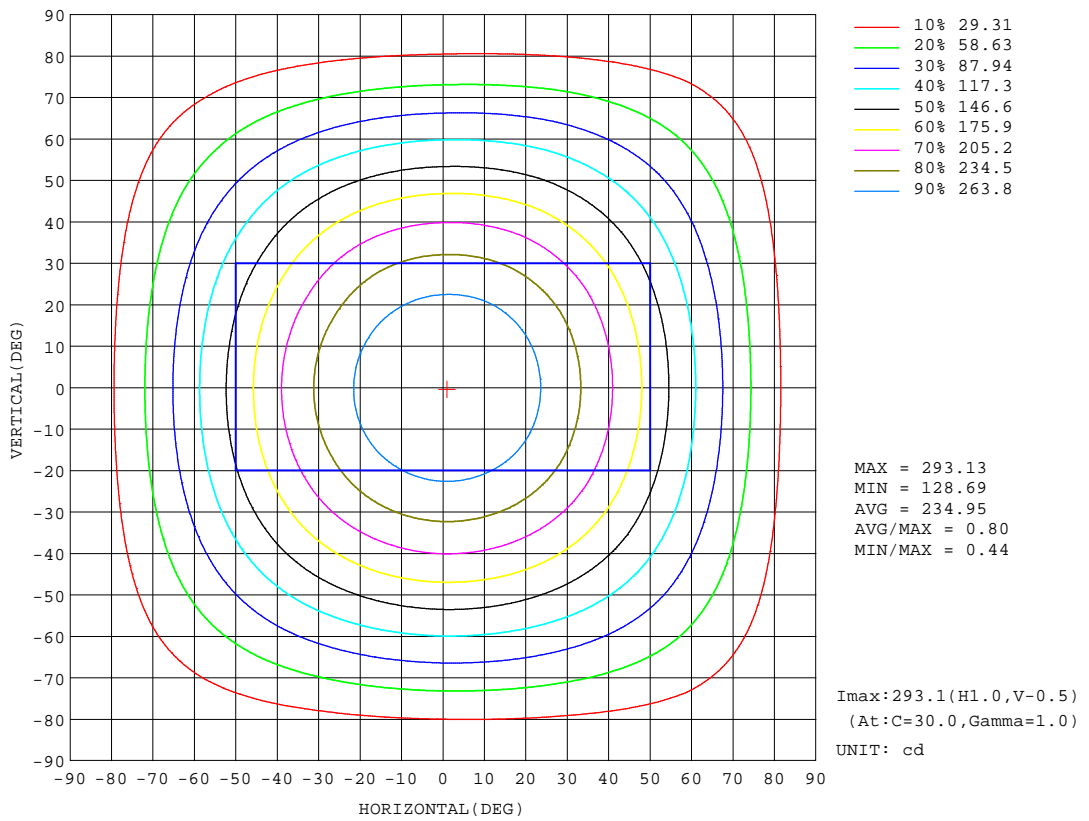
REFLECTANCE										
Ceiling	0.8	0.8	0.8	0.7	0.7	0.7	0.5	0.5	0.5	0
Walls	0.7	0.5	0.3	0.7	0.5	0.3	0.7	0.5	0.3	0
Working plane	0.2	0.2	0.2	0.2	0.2	0.2	0.2	0.2	0.2	0
ROOM INDEX	UTILIZATION FACTORS (PERCENT) $k(RI) \times RCR = 5$									
k = 0.60	58	47	40	58	47	40	56	46	40	33
0.80	68	57	50	67	56	49	65	56	49	42
1.00	77	66	58	75	65	58	73	66	58	51
1.25	84	73	66	82	73	66	79	71	65	58
1.50	89	79	72	87	78	71	84	76	70	63
2.00	95	87	81	94	86	80	90	83	78	70
2.50	99	92	86	97	90	85	93	87	83	74
3.00	102	96	90	100	94	89	96	91	87	78
4.00	106	101	96	104	99	95	100	96	92	83
5.00	109	104	100	106	102	98	102	98	95	86
ROOM INDEX	UF(total)									Direct
According to DIN EN 13032-2 2004			Suspended				SHRNOM = 1.25			

C Range: 0 - 360DEG
 C Interval: 30.0DEG
 Test Speed: HIGH
 Temperature: 25.3DEG
 Operators:
 Test Date: 2022-09-16

g Range: 0 - 180DEG
 g Interval: 1.0DEG
 Test System: EVERFINE GO-2000B_V1 SYSTEM V2.00.426
 Humidity: 65.0%
 Test Distance: 8.700m [K=1.3483]
 Remarks:

ISOCANDELA DIAGRAM

Test:U:120.11V I:0.1030A P:12.140W PF:0.9827 Freq:60.00Hz Lamp Flux:795.464x1 lm		
NAME:	TYPE:	WEIGHT:
SPEC.:	DIM.:	SERIAL No.:
MFR.: ASD LIGHTING CORP	SUR.: $\phi 0.07$	Shielding Angle:



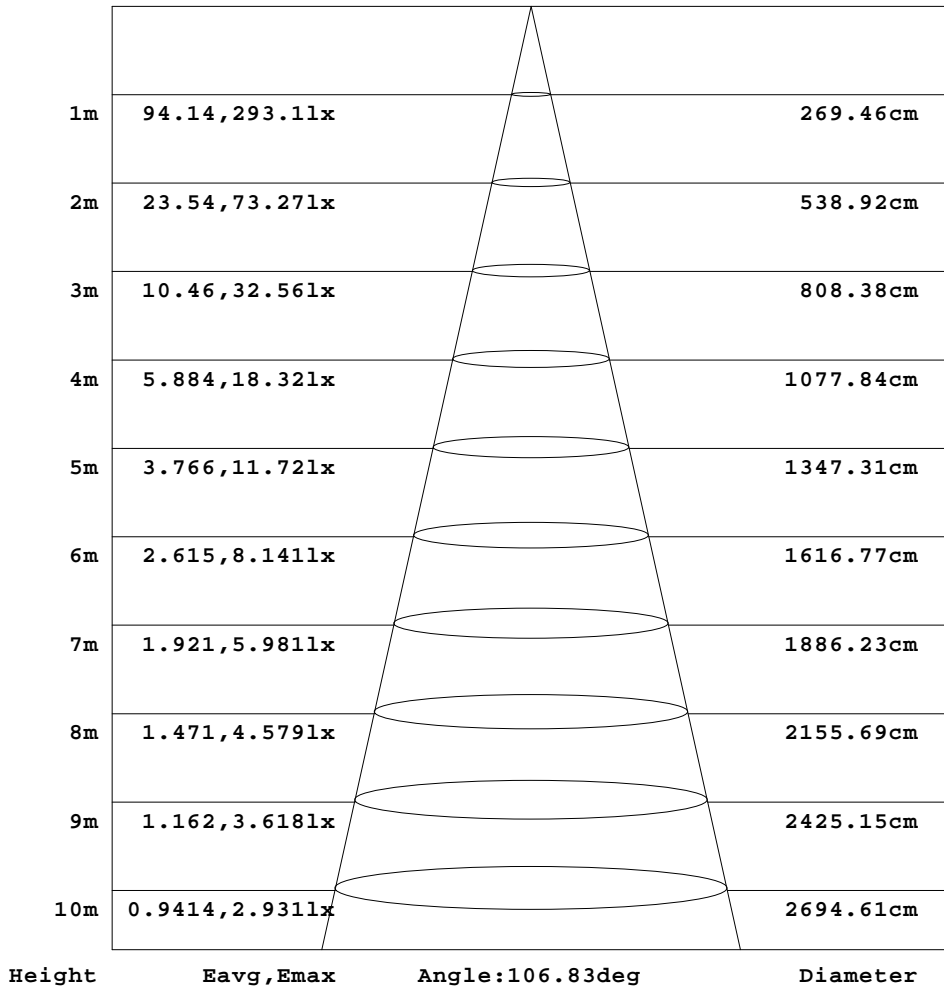
C Range: 0 - 360DEG
 C Interval: 30.0DEG
 Test Speed: HIGH
 Temperature:25.3DEG
 Operators:
 Test Date:2022-09-16

g Range: 0 - 180DEG
 g Interval: 1.0DEG
 Test System:EVERFINE GO-2000B_V1 SYSTEM V2.00.426
 Humidity:65.0%
 Test Distance:8.700m [K=1.3483]
 Remarks:

AAI Figure

Test:U:120.11V I:0.1030A P:12.140W PF:0.9827 Freq:60.00Hz Lamp Flux:795.464x1 lm		
NAME:	TYPE:	WEIGHT:
SPEC.:	DIM.:	SERIAL No.:
MFR.: ASD LIGHTING CORP	SUR.: ϕ 0.07	Shielding Angle:

Flux out:560.3 lm



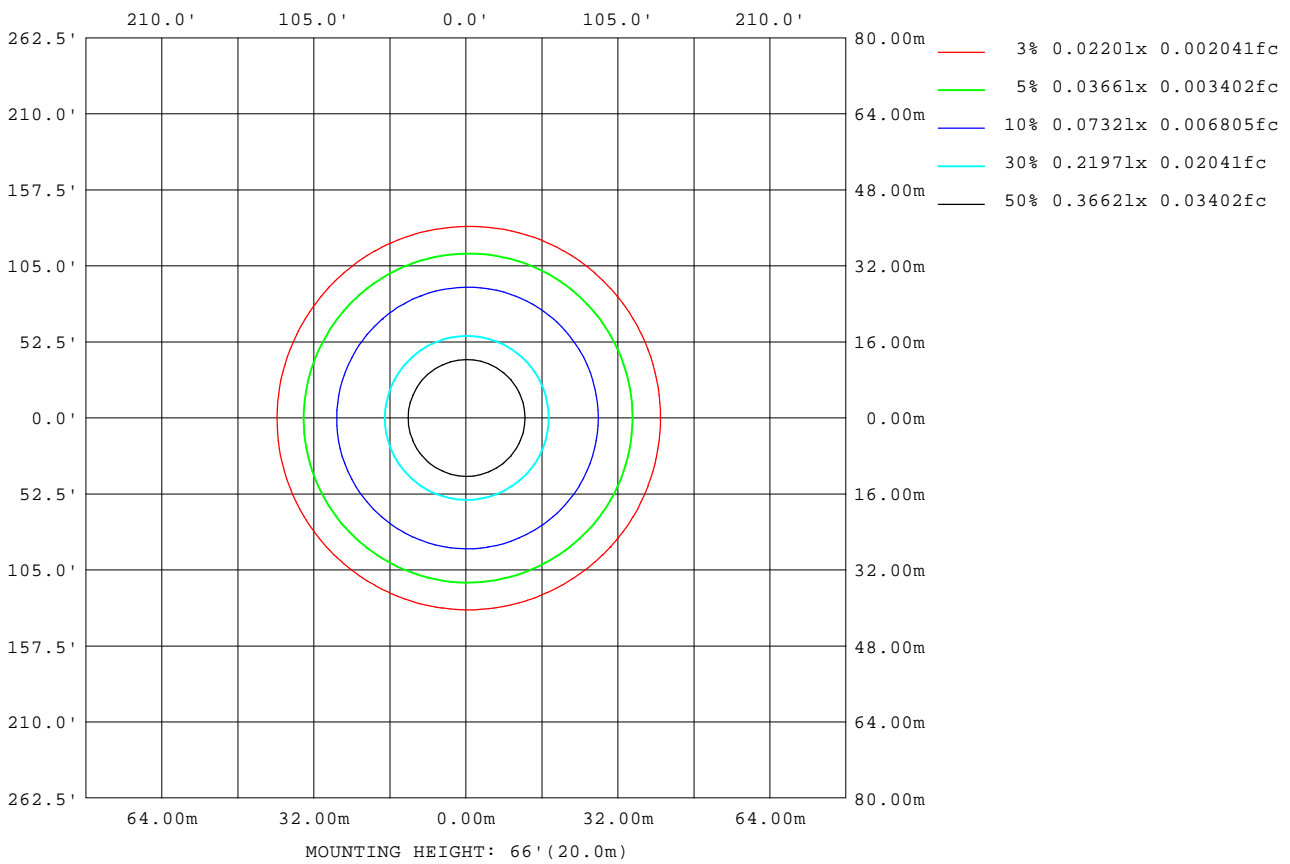
Note:The Curves indicate the illuminated area and the average illumination when the luminaire is at different distance.

C Range: 0 - 360DEG
 C Interval: 30.0DEG
 Test Speed: HIGH
 Temperature:25.3DEG
 Operators:
 Test Date:2022-09-16

g Range: 0 - 180DEG
 g Interval: 1.0DEG
 Test System:EVERFINE GO-2000B_V1 SYSTEM V2.00.426
 Humidity:65.0%
 Test Distance:8.700m [K=1.3483]
 Remarks:

ISOLUX DIAGRAM

Test:U:120.11V I:0.1030A P:12.140W PF:0.9827 Freq:60.00Hz Lamp Flux:795.464x1 lm		
NAME:	TYPE:	WEIGHT:
SPEC.:	DIM.:	SERIAL No.:
MFR.: ASD LIGHTING CORP	SUR.: $\phi 0.07$	Shielding Angle:



C Range: 0 - 360DEG
 C Interval: 30.0DEG
 Test Speed: HIGH
 Temperature: 25.3DEG
 Operators:
 Test Date: 2022-09-16

g Range: 0 - 180DEG
 g Interval: 1.0DEG
 Test System: EVERFINE GO-2000B_V1 SYSTEM V2.00.426
 Humidity: 65.0%
 Test Distance: 8.700m [K=1.3483]
 Remarks:

LED Avg.L Report

Test:U:120.11V I:0.1030A P:12.140W PF:0.9827 Freq:60.00Hz Lamp Flux:795.464x1 lm		
NAME:	TYPE:	WEIGHT:
SPEC.:	DIM.:	SERIAL No.:
MFR.: ASD LIGHTING CORP	SUR.: ϕ 0.07	Shielding Angle:

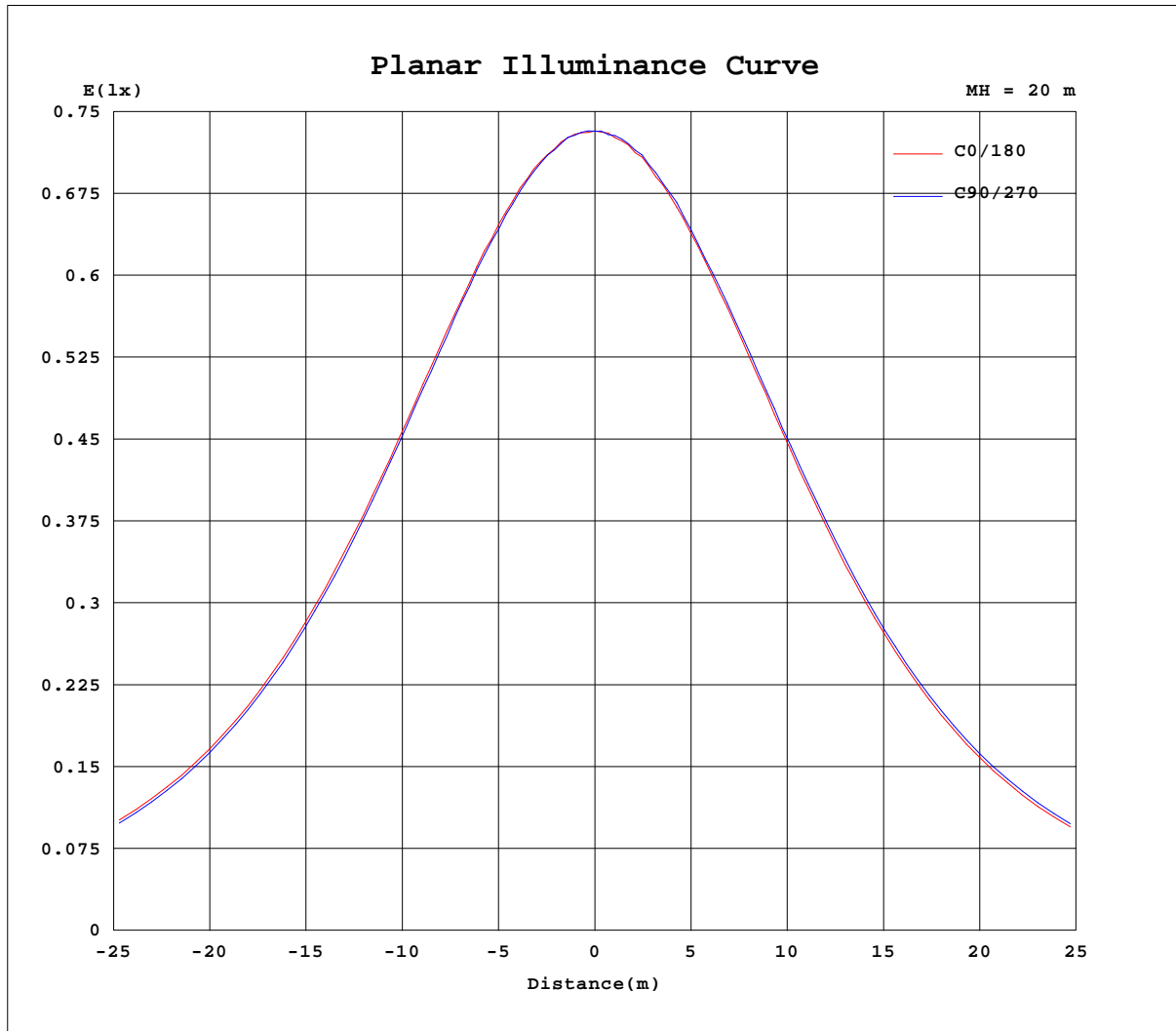
AvgL	cd/m2
L_0~180(65)av	55528
L_0~180(75)av	49245
L_0~180(85)av	21342
L_90~270(65)av	55563
L_90~270(75)av	48820
L_90~270(85)av	30310
L_45(65)av	55732
L_45(75)av	49220
L_45(85)av	34951

Standard: GB/T 29293-2012

C Range: 0 - 360DEG
C Interval: 30.0DEG
Test Speed: HIGH
Temperature:25.3DEG
Operators:
Test Date:2022-09-16

g Range: 0 - 180DEG
g Interval: 1.0DEG
Test System:EVERFINE GO-2000B_V1 SYSTEM V2.00.426
Humidity:65.0%
Test Distance:8.700m [K=1.3483]
Remarks:

Planar Illuminance Curve



C Range: 0 - 360DEG
 C Interval: 30.0DEG
 Test Speed: HIGH
 Temperature: 25.3DEG
 Operators:
 Test Date: 2022-09-16

g Range: 0 - 180DEG
 g Interval: 1.0DEG
 Test System: EVERFINE GO-2000B_V1 SYSTEM V2.00.426
 Humidity: 65.0%
 Test Distance: 8.700m [K=1.3483]
 Remarks:

LUMINOUS DISTRIBUTION INTENSITY DATA

Test:U:120.11V I:0.1030A P:12.140W PF:0.9827 Freq:60.00Hz Lamp Flux:795.464x1 lm		
NAME:	TYPE:	WEIGHT:
SPEC.:	DIM.:	SERIAL No.:
MFR.: ASD LIGHTING CORP	SUR.: ϕ 0.07	Shielding Angle:

Table--1

UNIT: cd

C(DEG) g (DEG)	0	30	60	90	120	150	180	210	240	270	300	330						
0	293	293	293	293	293	293	293	293	293	293	293	293						
5	292	292	292	292	291	291	291	291	291	292	292	292						
10	288	288	288	288	287	286	286	286	286	287	288	288						
15	281	282	281	280	279	279	278	278	279	279	281	281						
20	272	273	271	271	269	268	268	268	268	270	271	272						
25	260	260	259	258	256	255	254	254	255	257	259	260						
30	245	246	243	243	241	239	239	239	240	242	244	245						
35	228	228	226	225	223	221	220	220	222	224	227	228						
40	209	209	207	206	203	202	201	200	202	204	207	209						
45	188	188	186	185	182	181	179	179	181	183	187	189						
50	167	167	164	163	160	159	157	157	159	162	165	167						
55	144	145	142	140	137	136	135	134	136	139	143	145						
60	122	122	119	117	114	113	111	111	114	116	120	122						
65	99.1	99.0	96.3	94.5	91.9	90.1	88.7	88.7	90.8	93.4	97.5	99.2						
70	77.0	76.8	74.2	72.4	69.7	68.0	66.9	66.5	69.0	71.2	75.3	76.9						
75	55.8	55.7	52.7	50.8	48.5	47.2	46.2	45.8	48.1	50.3	53.9	55.6						
80	36.0	35.4	31.7	29.4	27.6	27.6	27.0	26.9	29.0	31.0	33.9	35.7						
85	9.14	16.1	11.5	9.41	7.78	8.84	5.74	9.56	10.7	11.7	13.6	16.5						
90	0.89	0.00	0.00	0.00	0.00	0.00	0.00	0.00	0.00	0.00	0.00	0.00						
95	0.00	0.00	0.00	0.01	0.00	0.01	0.05	0.00	0.02	0.00	0.01	0.00						
100	0.00	0.07	0.00	0.10	0.02	0.12	0.11	0.06	0.12	0.03	0.09	0.04						
105	0.06	0.12	0.08	0.19	0.14	0.17	0.16	0.14	0.19	0.15	0.16	0.18						
110	0.11	0.18	0.16	0.27	0.19	0.24	0.23	0.15	0.33	0.23	0.25	0.17						
115	0.18	0.28	0.23	0.37	0.26	0.35	0.33	0.29	0.42	0.37	0.35	0.60						
120	0.31	0.37	0.34	0.48	0.37	0.48	0.48	0.72	0.45	0.66	0.46	0.52						
125	0.40	0.44	0.43	0.58	0.47	0.62	0.90	0.76	0.59	0.80	0.79	0.47						
130	0.42	0.50	0.57	0.69	0.57	0.58	0.90	0.73	0.76	0.96	1.01	0.47						
135	0.48	0.62	0.68	0.83	0.68	0.71	0.62	0.63	0.87	1.08	1.12	0.94						
140	0.66	0.65	0.70	0.90	0.84	0.72	0.70	0.78	1.05	1.18	0.97	0.98						
145	0.71	0.66	0.75	0.88	0.83	0.76	0.73	0.71	0.74	0.81	0.73	0.69						
150	0.68	0.73	0.75	0.86	0.76	0.80	0.78	0.71	0.80	0.93	0.79	0.69						
155	0.96	0.96	0.90	0.89	0.81	0.99	0.86	0.82	1.34	1.42	1.04	0.74						
160	0.85	1.39	0.98	1.14	0.90	1.40	1.23	0.98	1.39	1.00	0.95	1.04						
165	0.85	1.01	0.98	1.13	0.93	1.31	1.05	1.03	0.93	1.00	0.96	1.00						
170	0.85	0.90	0.95	0.94	0.91	0.97	0.93	0.97	0.98	0.96	0.97	0.94						
175	0.85	0.97	0.95	0.99	0.94	1.00	0.93	0.97	1.01	0.95	0.97	0.94						
180	0.91	0.97	0.98	0.99	1.00	1.00	0.93	0.99	1.01	0.96	0.97	0.96						

C Range: 0 - 360DEG
 C Interval: 30.0DEG
 Test Speed: HIGH
 Temperature:25.3DEG
 Operators:
 Test Date:2022-09-16

g Range: 0 - 180DEG
 g Interval: 1.0DEG
 Test System:EVERFINE GO-2000B_V1 SYSTEM V2.00.426
 Humidity:65.0%
 Test Distance:8.700m [K=1.3483]
 Remarks: