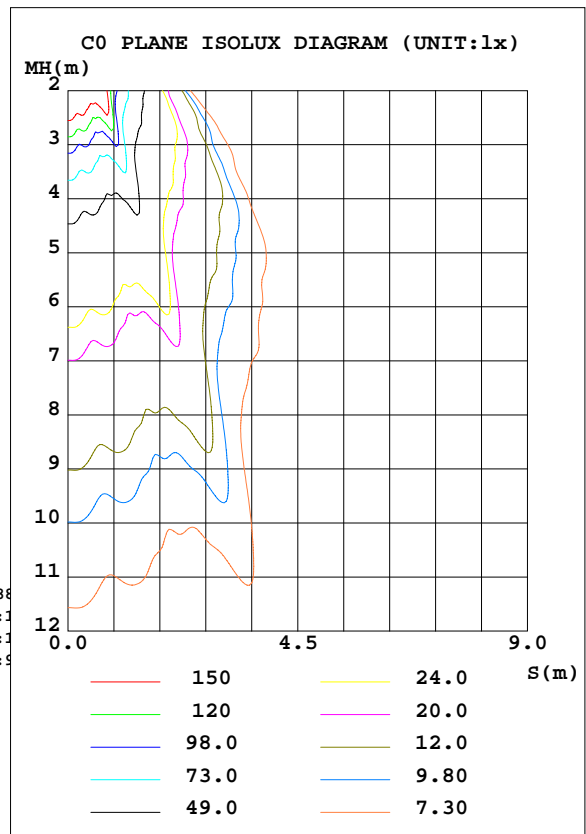
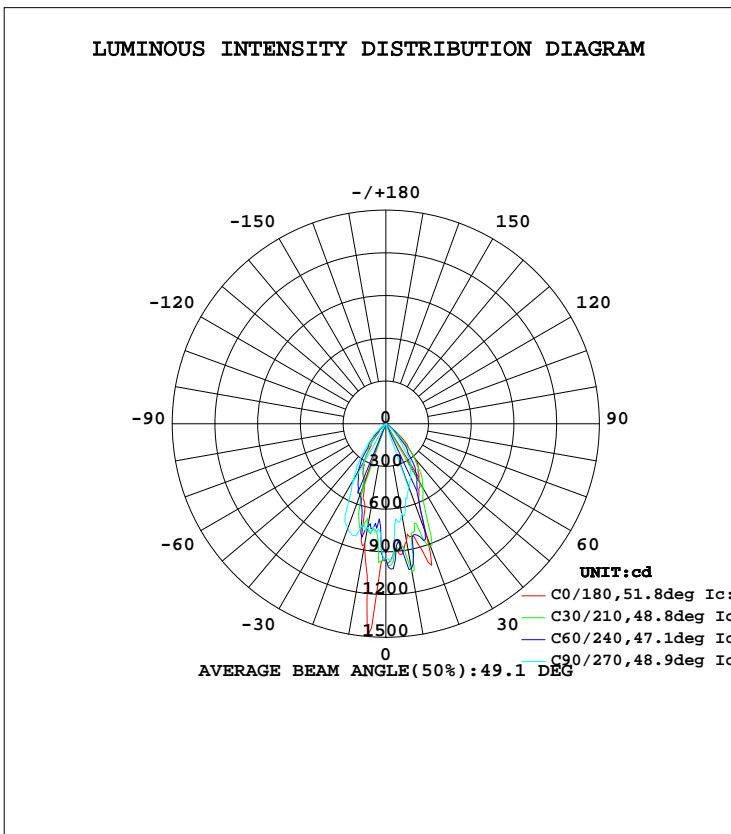


LUMINAIRE PHOTOMETRIC TEST REPORT

Test:U:120.0V I:0.0868A P:10.24W PF:0.9827 Lamp Flux:870.893x1 lm		
NAME: ASD-OLCLR-1D9CC-BZ 5000K	TYPE:LED	WEIGHT:
SPEC.:	DIM.:	SERIAL No.:
MFR.:ASD Lighting corp	SUR.:	PROTECTION ANGLE:

DATA OF LAMP		PHOTOMETRIC DATA Eff: 85.08 lm/W			
MODEL: ASD-OLCLR-1D9CC-BZ-5000K		I <sub>max</sub> (cd)	1496	S/MH(C0/180)	0.60
NOMINAL POWER(W)	9	LOR(%)	100.0	S/MH(C90/270)	0.90
RATED VOLTAGE(V)	120	TOTAL FLUX(lm)	870.89	η UP, DN(C0-180)	1.0,46.8
NOMINAL FLUX(lm)	870.893	CIE CLASS	DIRECT	η UP, DN(C180-360)	1.1,51.0
LAMPS INSIDE	1	η up(%)	2.1	CIBSE SHR NOM	0.50
TEST VOLTAGE(V)	120	η down(%)	97.9	CIBSE SHR MAX	0.60



C Range: 0 - 360DEG  
 C Interval: 15.0DEG  
 Test Speed: HIGH  
 Temperature:25.3DEG  
 Operators:  
 Test Date:2022-03-01

γ Range: 0 - 180DEG  
 γ Interval: 1.0DEG  
 Test System:EVERFINE GO-2000B\_V1 SYSTEM V2.0.291  
 Humidity:65.0%  
 Test Distance:7.500m [K=1.0000]  
 Remarks:

## ZONAL FLUX DIAGRAM

## ZONAL FLUX DIAGRAM:

$\gamma$	C0	C45	C90	C135	C180	C225	C270	C315	$\gamma$	$\Phi$ zone	$\Phi$ total	$\Phi$ lum, lamp
10	835.3	969.9	640.4	651.6	860.3	758.1	739.7	1203	0- 10	81.49	81.49	9.36,9.36
20	846.4	929.8	477.6	435.6	448.7	599.5	780.0	1061	10- 20	214.3	295.8	34,34
30	469.7	577.7	351.7	317.5	312.9	366.1	462.3	531.4	20- 30	238.0	533.8	61.3,61.3
40	316.1	297.7	151.3	89.29	75.76	135.7	220.2	346.5	30- 40	190.2	724.0	83.1,83.1
50	116.0	94.37	26.44	18.84	16.15	23.94	60.60	102.2	40- 50	93.34	817.4	93.9,93.9
60	12.19	12.41	13.35	11.61	12.45	7.750	6.847	8.814	50- 60	21.03	838.4	96.3,96.3
70	4.720	4.555	4.030	3.689	4.497	4.764	4.914	5.323	60- 70	6.125	844.5	97,97
80	3.903	3.619	3.148	2.854	3.397	3.620	3.869	4.392	70- 80	4.401	848.9	97.5,97.5
90	2.558	2.433	2.204	2.014	2.461	2.627	2.876	3.186	80- 90	3.327	852.3	97.9,97.9
100	2.149	2.049	1.991	1.976	2.349	2.392	2.488	2.696	90-100	2.603	854.9	98.2,98.2
110	2.003	1.994	2.029	2.176	2.554	2.457	2.380	2.423	100-110	2.368	857.2	98.4,98.4
120	2.068	2.153	2.387	2.658	3.105	2.884	2.585	2.422	110-120	2.353	859.6	98.7,98.7
130	2.453	2.596	2.903	3.240	3.887	3.489	3.113	2.738	120-130	2.486	862.1	99,99
140	2.995	3.178	3.477	3.863	4.460	4.166	3.748	3.442	130-140	2.588	864.7	99.3,99.3
150	3.635	3.686	3.916	4.083	4.768	4.529	4.333	4.147	140-150	2.453	867.1	99.6,99.6
160	4.170	4.190	4.255	4.414	4.856	4.641	4.711	4.714	150-160	2.003	869.1	99.8,99.8
170	4.586	4.529	4.544	4.691	4.818	4.725	4.841	4.980	160-170	1.308	870.4	99.9,99.9
180	4.941	4.768	4.845	4.941	4.945	4.768	4.853	4.945	170-180	0.4582	870.9	100,100
DEG	LUMINOUS INTENSITY:cd									UNIT:lm		

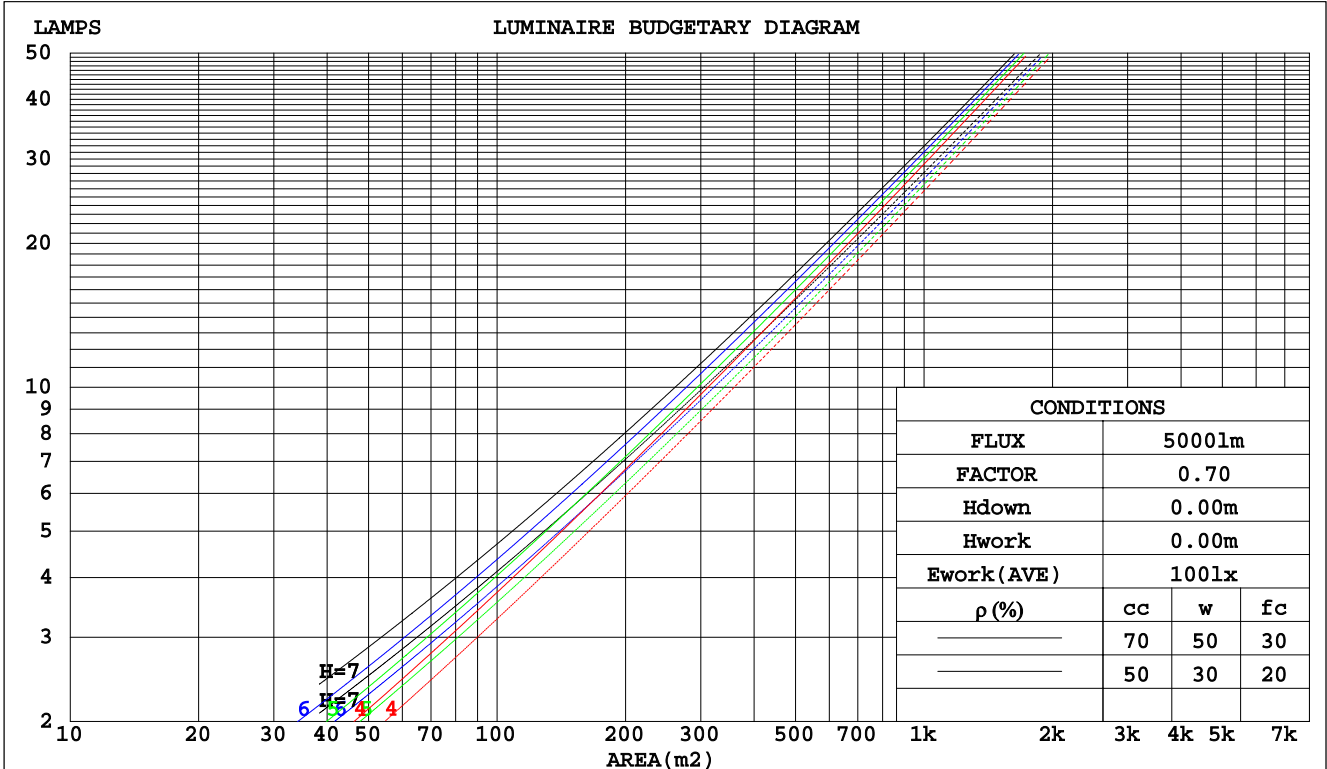
C Range: 0 - 360DEG  
C Interval: 15.0DEG  
Test Speed: HIGH  
Temperature:25.3DEG  
Operators:  
Test Date:2022-03-01

$\gamma$  Range: 0 - 180DEG  
 $\gamma$  Interval: 1.0DEG  
Test System:EVERFINE GO-2000B\_V1 SYSTEM V2.0.291  
Humidity:65.0%  
Test Distance:7.500m [K=1.0000]  
Remarks:

CU AND LUMINAIRE BUDGETARY ESTIMATE DIAGRAM

Test:U:120.0V I:0.0868A P:10.24W PF:0.9827 Lamp Flux:870.893x1 lm		
NAME:	TYPE:LED	WEIGHT:
SPEC.:	DIM.:	SERIAL No.:
MFR.:	SUR.:	PROTECTION ANGLE:

pcc	80%			70%			50%			30%			10%			0
	50%	30%	10%	50%	30%	10%	50%	30%	10%	50%	30%	10%	50%	30%	10%	0
pw																0
pfc	20%			20%			20%			20%			20%			0
RCR	RCR:Room Cavity Ratio															
	Coefficients of Utilization(CU)															
0.0	1.19	1.19	1.19	1.16	1.16	1.16	1.10	1.10	1.10	1.05	1.05	1.05	1.00	1.00	1.00	.98
1.0	1.09	1.07	1.04	1.07	1.05	1.02	1.03	1.01	.99	.98	.97	.95	.95	.93	.92	.90
2.0	1.01	.97	.93	.99	.95	.92	.95	.92	.89	.92	.89	.87	.89	.87	.85	.83
3.0	.93	.88	.84	.92	.87	.83	.89	.85	.81	.86	.83	.80	.84	.81	.78	.77
4.0	.87	.81	.76	.85	.80	.76	.83	.78	.74	.81	.77	.73	.78	.75	.72	.71
5.0	.81	.74	.70	.80	.74	.69	.77	.72	.68	.75	.71	.68	.74	.70	.67	.65
6.0	.75	.69	.64	.74	.68	.64	.72	.67	.63	.71	.66	.63	.69	.65	.62	.60
7.0	.70	.64	.59	.69	.63	.59	.68	.63	.59	.67	.62	.58	.65	.61	.58	.56
8.0	.66	.60	.55	.65	.59	.55	.64	.58	.55	.63	.58	.54	.61	.57	.54	.52
9.0	.62	.56	.51	.61	.55	.51	.60	.55	.51	.59	.54	.51	.58	.54	.50	.49
10.0	.58	.52	.48	.58	.52	.48	.57	.51	.48	.56	.51	.48	.55	.50	.47	.46



C Range: 0 - 360DEG  
 C Interval: 15.0DEG  
 Test Speed: HIGH  
 Temperature: 25.3DEG  
 Operators:  
 Test Date: 2022-03-01

γ Range: 0 - 180DEG  
 γ Interval: 1.0DEG  
 Test System: EVERFINE GO-2000B\_V1 SYSTEM V2.0.291  
 Humidity: 65.0%  
 Test Distance: 7.500m [K=1.0000]  
 Remarks:

WEC AND CCEC

Test:U:120.0V I:0.0868A P:10.24W PF:0.9827 Lamp Flux:870.893x1 lm		
NAME:	TYPE:LED	WEIGHT:
SPEC.:	DIM.:	SERIAL No.:
MFR.:	SUR.:	PROTECTION ANGLE:

ρcc	80%			70%			50%			30%			10%			0
ρw	50%	30%	10%	50%	30%	10%	50%	30%	10%	50%	30%	10%	50%	30%	10%	0
ρfc	20%			20%			20%			20%			20%			0
RCR	RCR:Room Cavity Ratio						Wall Exitance Coefficients(WEC)									
0.0																
1.0	.194	.111	.035	.187	.107	.034	.173	.099	.032	.160	.093	.030	.149	.086	.028	
2.0	.186	.102	.031	.179	.099	.030	.167	.093	.029	.157	.088	.027	.146	.083	.026	
3.0	.176	.094	.028	.171	.092	.028	.161	.087	.026	.151	.083	.025	.142	.079	.024	
4.0	.168	.087	.026	.163	.085	.025	.154	.082	.024	.146	.078	.024	.138	.075	.023	
5.0	.159	.081	.024	.155	.080	.023	.147	.077	.023	.140	.074	.022	.133	.071	.021	
6.0	.152	.076	.022	.148	.075	.022	.141	.072	.021	.134	.070	.021	.128	.068	.020	
7.0	.145	.072	.020	.141	.070	.020	.135	.068	.020	.129	.066	.019	.124	.064	.019	
8.0	.138	.067	.019	.135	.066	.019	.129	.065	.018	.124	.063	.018	.119	.061	.018	
9.0	.132	.064	.018	.129	.063	.018	.124	.061	.017	.119	.060	.017	.115	.058	.017	
10.0	.126	.060	.017	.124	.060	.017	.119	.058	.016	.115	.057	.016	.110	.056	.016	

ρcc	80%			70%			50%			30%			10%			0
ρw	50%	30%	10%	50%	30%	10%	50%	30%	10%	50%	30%	10%	50%	30%	10%	0
ρfc	20%			20%			20%			20%			20%			0
RCR	RCR:Room Cavity Ratio						Ceiling Cavity Exitance Coefficients(CCEC)									
0.0	.207	.207	.207	.177	.177	.177	.121	.121	.121	.069	.069	.069	.022	.022	.022	
1.0	.189	.174	.160	.162	.149	.138	.110	.102	.095	.064	.059	.055	.020	.019	.018	
2.0	.175	.149	.127	.150	.128	.110	.102	.089	.077	.059	.052	.045	.019	.017	.015	
3.0	.163	.130	.104	.140	.112	.090	.096	.078	.063	.055	.046	.037	.018	.015	.012	
4.0	.153	.116	.087	.132	.100	.076	.091	.070	.053	.052	.041	.032	.017	.013	.010	
5.0	.145	.105	.074	.125	.090	.065	.086	.063	.046	.050	.037	.027	.016	.012	.009	
6.0	.138	.095	.065	.119	.083	.056	.082	.058	.040	.048	.034	.024	.015	.011	.008	
7.0	.132	.088	.057	.113	.076	.050	.078	.054	.035	.046	.032	.021	.015	.010	.007	
8.0	.126	.082	.052	.109	.071	.045	.075	.050	.032	.044	.029	.019	.014	.010	.006	
9.0	.121	.077	.047	.104	.067	.041	.072	.047	.029	.042	.028	.017	.014	.009	.006	
10.0	.116	.073	.043	.100	.063	.038	.070	.044	.027	.041	.026	.016	.013	.009	.005	

C Range: 0 - 360DEG  
 C Interval: 15.0DEG  
 Test Speed: HIGH  
 Temperature:25.3DEG  
 Operators:  
 Test Date:2022-03-01

γ Range: 0 - 180DEG  
 γ Interval: 1.0DEG  
 Test System:EVERFINE GO-2000B\_V1 SYSTEM V2.0.291  
 Humidity:65.0%  
 Test Distance:7.500m [K=1.0000]  
 Remarks:

UGR(Unified Glare Rating) Table

Test:U:120.0V I:0.0868A P:10.24W PF:0.9827 Lamp Flux:870.893x1 lm										
NAME:					TYPE:LED			WEIGHT:		
SPEC.:					DIM.:			SERIAL No.:		
MFR.:					SUR.:			PROTECTION ANGLE:		
ceiling/cavity	0.7	0.7	0.5	0.5	0.3	0.7	0.7	0.5	0.5	0.3
walls	0.5	0.3	0.5	0.3	0.3	0.5	0.3	0.5	0.3	0.3
working plane	0.2	0.2	0.2	0.2	0.2	0.2	0.2	0.2	0.2	0.2
Room dimensions	Viewed crosswise					Viewed endwise				
x = 2H y = 2H	12.6	13.6	12.9	13.8	14.0	10.2	11.2	10.4	11.4	11.6
3H	12.4	13.4	12.7	13.6	13.9	10.0	10.9	10.3	11.2	11.4
4H	12.4	13.2	12.7	13.5	13.8	10.0	10.8	10.3	11.1	11.4
6H	12.3	13.1	12.6	13.4	13.7	9.9	10.7	10.2	11.0	11.3
8H	12.3	13.1	12.6	13.4	13.7	9.9	10.7	10.2	11.0	11.3
12H	12.3	13.0	12.6	13.3	13.6	9.9	10.6	10.2	11.0	11.3
4H 2H	12.4	13.2	12.7	13.5	13.8	10.0	10.8	10.3	11.1	11.4
3H	12.2	12.9	12.6	13.3	13.6	9.8	10.6	10.2	10.9	11.2
4H	12.1	12.8	12.5	13.1	13.5	9.8	10.4	10.2	10.8	11.1
6H	12.1	12.7	12.5	13.1	13.5	9.7	10.3	10.2	10.7	11.1
8H	12.1	12.6	12.5	13.0	13.4	9.8	10.3	10.2	10.7	11.1
12H	12.1	12.6	12.5	13.0	13.4	9.8	10.3	10.2	10.7	11.2
8H 4H	12.0	12.5	12.4	12.9	13.4	9.7	10.2	10.1	10.6	11.0
6H	12.0	12.4	12.4	12.9	13.3	9.7	10.1	10.1	10.6	11.0
8H	12.0	12.4	12.5	12.8	13.3	9.7	10.1	10.2	10.6	11.1
12H	12.0	12.4	12.5	12.8	13.4	9.8	10.2	10.3	10.7	11.2
12H 4H	11.9	12.5	12.4	12.9	13.3	9.6	10.1	10.1	10.5	11.0
6H	11.9	12.3	12.4	12.8	13.3	9.6	10.0	10.1	10.5	11.0
8H	12.0	12.3	12.5	12.8	13.3	9.7	10.1	10.2	10.5	11.1
Variations with the observer position at spacings:										
S = 1.0H	+ 2.5 / - 7.4					+ 2.8 / - 5.9				
1.5H	+ 3.1 / - 8.8					+ 3.0 / - 7.0				
2.0H	+ 6.1 / - 6.8					+ 4.4 / - 3.8				

CIE Pub.117 Corrected 870.9 lm Total Lamp Luminous Flux. (8log(F/F0) = -0.5)

C Range: 0 - 360DEG  
 C Interval: 15.0DEG  
 Test Speed: HIGH  
 Temperature:25.3DEG  
 Operators:  
 Test Date:2022-03-01

γ Range: 0 - 180DEG  
 γ Interval: 1.0DEG  
 Test System:EVERFINE GO-2000B\_V1 SYSTEM V2.0.291  
 Humidity:65.0%  
 Test Distance:7.500m [K=1.0000]  
 Remarks:

UTILIZATION FACTORS TABLE

Test:U:120.0V I:0.0868A P:10.24W PF:0.9827 Lamp Flux:870.893x1 lm		
NAME:	TYPE:LED	WEIGHT:
SPEC.:	DIM.:	SERIAL No.:
MFR.:	SUR.:	PROTECTION ANGLE:

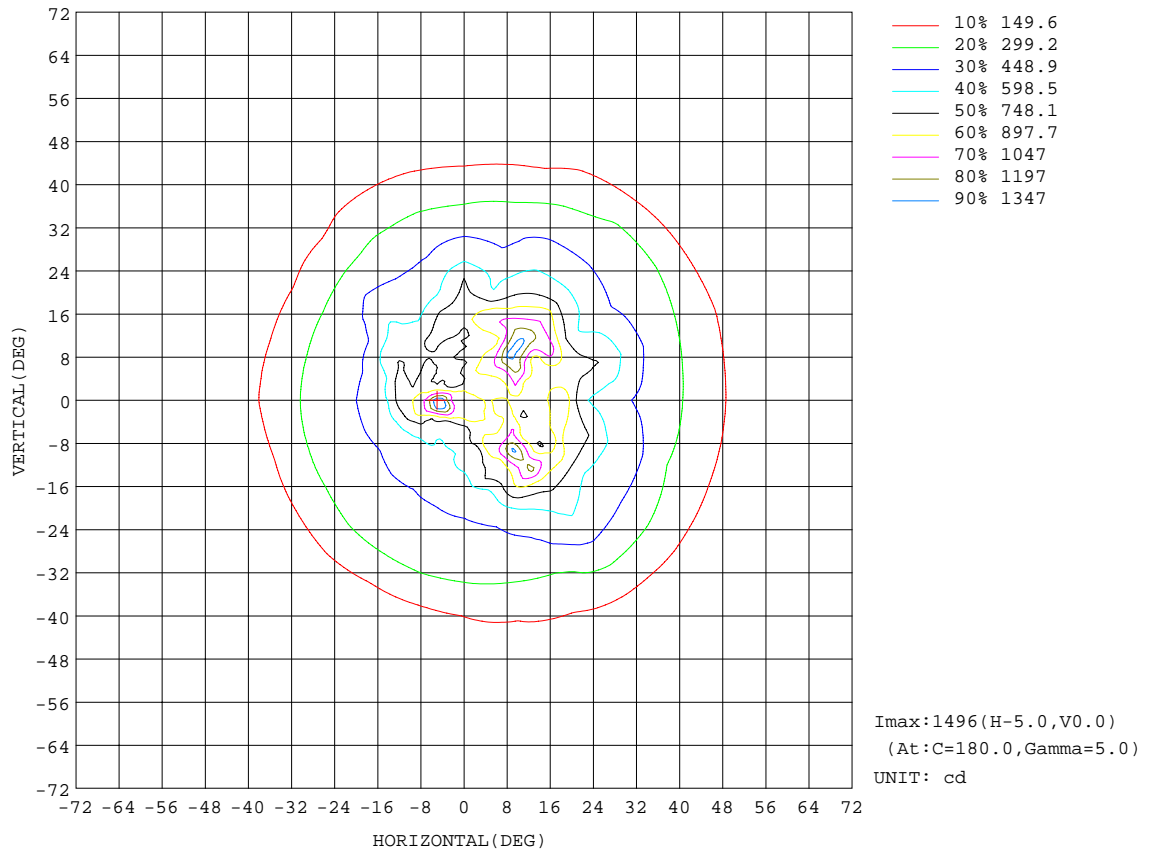
REFLECTANCE										
Ceiling	0.8	0.8	0.8	0.7	0.7	0.7	0.5	0.5	0.5	0
Walls	0.7	0.5	0.3	0.7	0.5	0.3	0.7	0.5	0.3	0
Working plane	0.2	0.2	0.2	0.2	0.2	0.2	0.2	0.2	0.2	0
ROOM INDEX	UTILIZATION FACTORS(PERCENT) k(RI) x RCR = 5									
k = 0.60	81	74	69	80	73	69	79	73	69	65
0.80	89	82	78	88	82	78	87	81	77	73
1.00	95	88	84	94	88	84	92	88	83	78
1.25	99	93	89	98	93	89	96	91	88	83
1.50	103	97	93	101	96	93	99	94	91	86
2.00	106	101	97	104	100	97	101	98	95	89
2.50	108	103	100	106	102	99	103	99	97	90
3.00	110	106	103	108	104	101	104	101	99	92
4.00	112	109	106	110	107	105	106	103	102	94
5.00	113	111	108	111	109	107	107	105	103	95
ROOM INDEX	UF(total)									Direct
According to DIN EN 13032-2 2004			Suspended				SHRNOM = 1.25			

C Range: 0 - 360DEG  
 C Interval: 15.0DEG  
 Test Speed: HIGH  
 Temperature:25.3DEG  
 Operators:  
 Test Date:2022-03-01

γ Range: 0 - 180DEG  
 γ Interval: 1.0DEG  
 Test System:EVERFINE GO-2000B\_V1 SYSTEM V2.0.291  
 Humidity:65.0%  
 Test Distance:7.500m [K=1.0000]  
 Remarks:

ISOCANDELA DIAGRAM

Test:U:120.0V I:0.0868A P:10.24W PF:0.9827 Lamp Flux:870.893x1 lm		
NAME:	TYPE:LED	WEIGHT:
SPEC.:	DIM.:	SERIAL No.:
MFR.:	SUR.:	PROTECTION ANGLE:

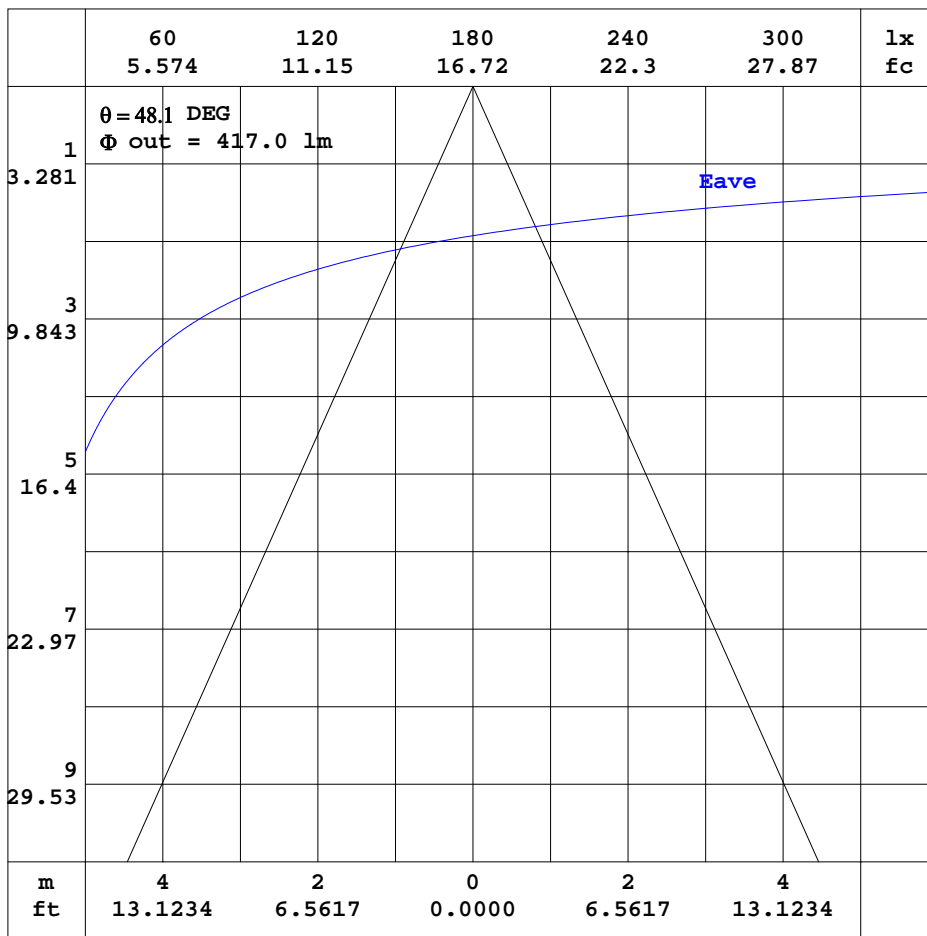


C Range: 0 - 360DEG  
 C Interval: 15.0DEG  
 Test Speed: HIGH  
 Temperature: 25.3DEG  
 Operators:  
 Test Date: 2022-03-01

γ Range: 0 - 180DEG  
 γ Interval: 1.0DEG  
 Test System: EVERFINE GO-2000B\_V1 SYSTEM V2.0.291  
 Humidity: 65.0%  
 Test Distance: 7.500m [K=1.0000]  
 Remarks:

AAI CURVES

Test:U:120.0V I:0.0868A P:10.24W PF:0.9827 Lamp Flux:870.893x1 lm		
NAME:	TYPE:LED	WEIGHT:
SPEC.:	DIM.:	SERIAL No.:
MFR.:	SUR.:	PROTECTION ANGLE:



Note:The Curves indicate the illuminated area and the average illumination when the luminaire is at different distance.

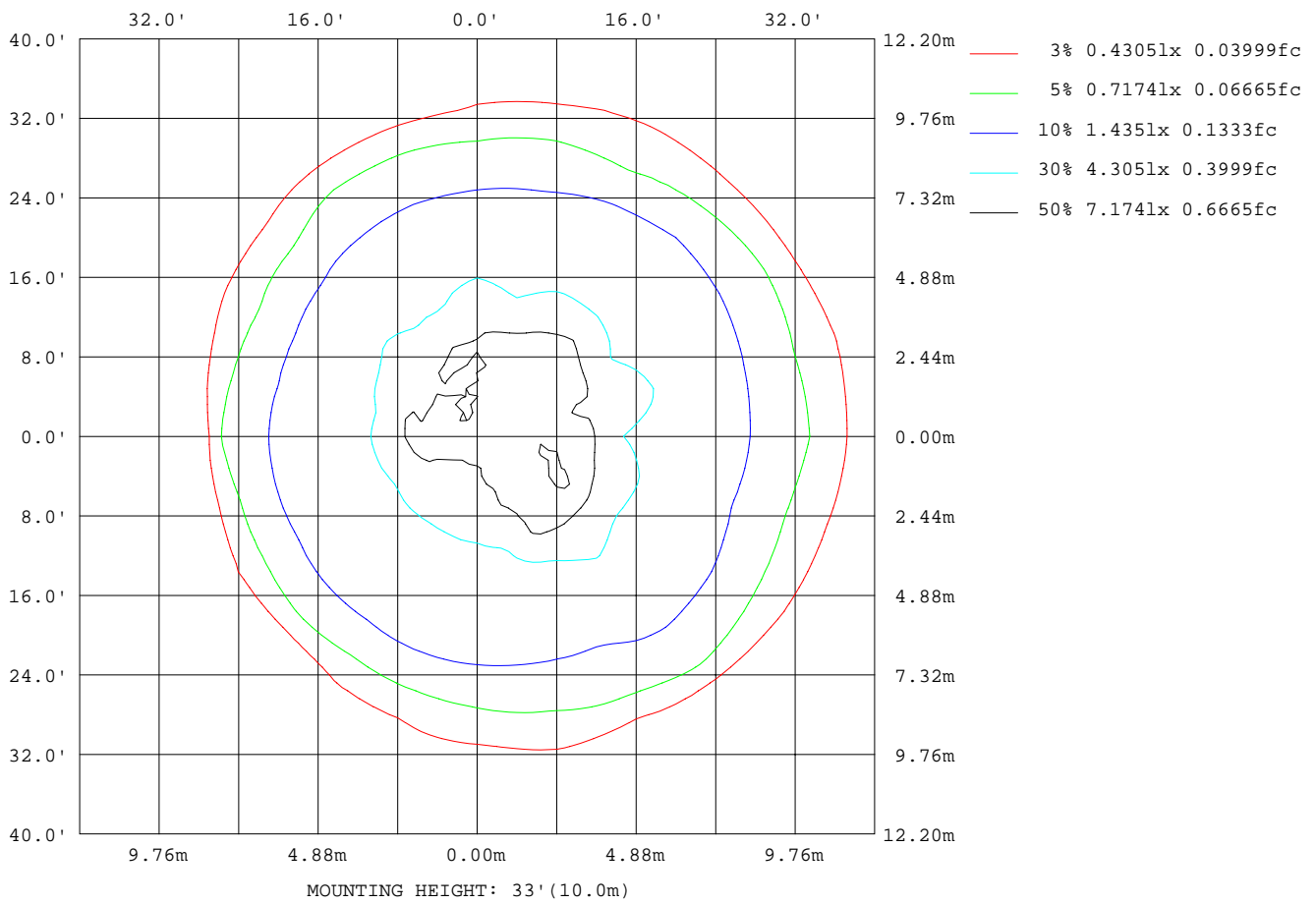
C Range: 0 - 360DEG  
 C Interval: 15.0DEG  
 Test Speed: HIGH  
 Temperature:25.3DEG  
 Operators:  
 Test Date:2022-03-01

$\gamma$  Range: 0 - 180DEG  
 $\gamma$  Interval: 1.0DEG  
 Test System:EVERFINE GO-2000B\_V1 SYSTEM V2.0.291  
 Humidity:65.0%  
 Test Distance:7.500m [K=1.0000]  
 Remarks:



ISOLUX DIAGRAM

Test:U:120.0V I:0.0868A P:10.24W PF:0.9827 Lamp Flux:870.893lx1 lm		
NAME:	TYPE:LED	WEIGHT:
SPEC.:	DIM.:	SERIAL No.:
MFR.:	SUR.:	PROTECTION ANGLE:



C Range: 0 - 360DEG  
 C Interval: 15.0DEG  
 Test Speed: HIGH  
 Temperature: 25.3DEG  
 Operators:  
 Test Date: 2022-03-01

γ Range: 0 - 180DEG  
 γ Interval: 1.0DEG  
 Test System: EVERFINE GO-2000B\_V1 SYSTEM V2.0.291  
 Humidity: 65.0%  
 Test Distance: 7.500m [K=1.0000]  
 Remarks:

## LED Avg.L Report

Test:U:120.0V I:0.0868A P:10.24W PF:0.9827 Lamp Flux:870.893x1 lm		
NAME:	TYPE:LED	WEIGHT:
SPEC.:	DIM.:	SERIAL No.:
MFR.:	SUR.:	PROTECTION ANGLE:

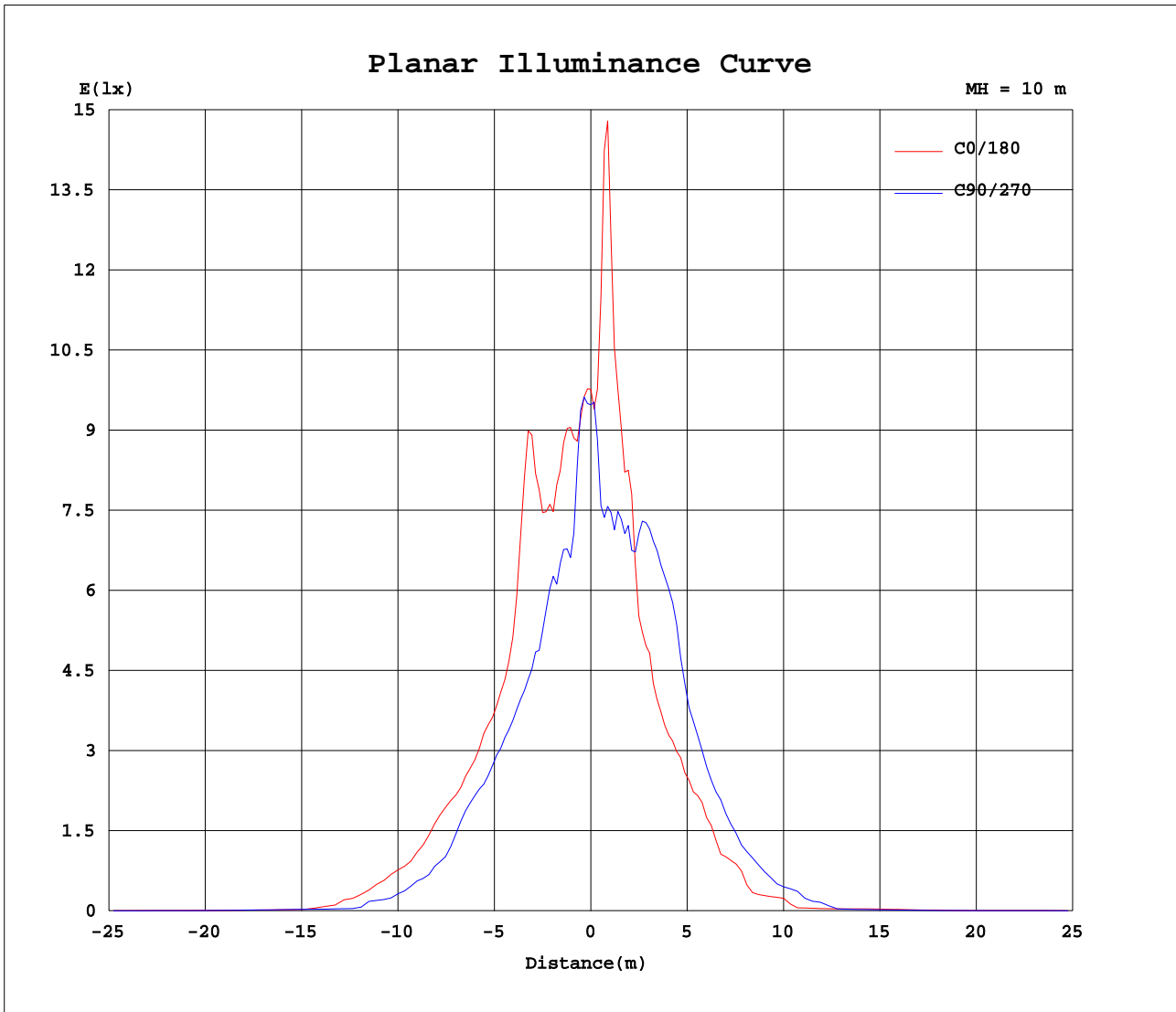
AvgL	cd/m2
L_0~180(65)av	130
L_0~180(75)av	160
L_0~180(85)av	338
L_90~270(65)av	123
L_90~270(75)av	161
L_90~270(85)av	360
L_45(65)av	133
L_45(75)av	167
L_45(85)av	348

Standard: GB/T 29293-2012

C Range: 0 - 360DEG  
C Interval: 15.0DEG  
Test Speed: HIGH  
Temperature:25.3DEG  
Operators:  
Test Date:2022-03-01

$\gamma$  Range: 0 - 180DEG  
 $\gamma$  Interval: 1.0DEG  
Test System:EVERFINE GO-2000B\_V1 SYSTEM V2.0.291  
Humidity:65.0%  
Test Distance:7.500m [K=1.0000]  
Remarks:

Planar Illuminance Curve



C Range: 0 - 360DEG  
 C Interval: 15.0DEG  
 Test Speed: HIGH  
 Temperature: 25.3DEG  
 Operators:  
 Test Date: 2022-03-01

γ Range: 0 - 180DEG  
 γ Interval: 1.0DEG  
 Test System: EVERFINE GO-2000B\_V1 SYSTEM V2.0.291  
 Humidity: 65.0%  
 Test Distance: 7.500m [K=1.0000]  
 Remarks:

LUMINOUS DISTRIBUTION INTENSITY DATA

Test:U:120.0V I:0.0868A P:10.24W PF:0.9827 Lamp Flux:870.893x1 lm		
NAME:	TYPE:LED	WEIGHT:
SPEC.:	DIM.:	SERIAL No.:
MFR.:	SUR.:	PROTECTION ANGLE:

Table--1 UNIT: cd

C( DEG) γ (DEG)	0	15	30	45	60	75	90	105	120	135	150	165	180	195	210	225	240	255	270
0	977	969	973	954	952	950	948	950	948	950	951	950	977	969	973	954	952	950	948
5	895	881	870	909	857	788	716	686	682	763	1079	1455	1496	1020	761	751	738	733	766
10	835	849	1058	970	1035	674	640	570	583	652	671	847	860	733	729	758	736	710	740
15	875	797	781	1246	807	751	541	535	513	509	520	549	579	585	728	647	643	844	810
20	846	883	913	930	807	510	478	453	441	436	429	431	449	433	484	599	537	600	780
25	551	713	644	686	515	440	410	397	384	366	362	372	385	370	378	479	463	478	636
30	470	538	521	578	435	370	352	336	328	318	300	303	313	309	318	366	391	413	462
35	394	435	431	446	329	291	261	237	224	186	188	183	184	187	218	233	275	320	332
40	316	288	311	298	232	188	151	116	106	89.3	98.8	82.7	75.8	106	130	136	187	199	220
45	216	179	188	173	118	118	90.0	93.8	65.0	40.9	40.0	39.6	66.1	60.7	56.1	68.2	77.3	107	127
50	116	120	94.9	94.4	70.9	63.2	26.4	15.6	15.3	18.8	16.1	15.4	16.2	16.2	16.4	23.9	38.8	44.7	60.6
55	27.7	33.8	21.3	27.5	15.8	15.2	16.0	16.1	15.7	18.7	16.3	13.2	20.3	13.0	19.3	14.0	13.4	13.1	12.9
60	12.2	12.5	12.3	12.4	18.2	12.4	13.4	13.7	10.9	11.6	8.93	6.73	12.4	6.69	11.9	7.75	6.76	6.52	6.85
65	5.81	5.88	5.90	6.89	8.40	5.15	4.97	4.80	4.64	4.55	4.40	4.29	5.14	5.06	5.15	5.23	5.32	5.37	5.46
70	4.72	4.74	4.67	4.55	4.40	4.20	4.03	3.87	3.77	3.69	3.65	3.69	4.50	4.49	4.54	4.76	5.03	4.87	4.91
75	4.29	4.38	4.59	4.27	3.97	3.76	3.61	3.44	3.37	3.30	3.29	3.30	3.99	3.99	4.15	4.28	4.40	4.55	4.71
80	3.90	3.88	3.81	3.62	3.44	3.31	3.15	2.96	2.87	2.85	2.80	2.86	3.40	3.49	3.58	3.62	3.64	3.72	3.87
85	3.08	3.07	3.06	3.05	3.00	2.96	2.92	2.77	2.52	2.38	2.29	2.26	2.81	2.82	2.86	2.96	3.06	3.21	3.36
90	2.56	2.54	2.52	2.43	2.38	2.28	2.20	2.08	2.05	2.01	2.04	2.02	2.46	2.51	2.53	2.63	2.69	2.81	2.88
95	2.30	2.25	2.25	2.19	2.16	2.08	2.05	2.01	1.99	1.99	2.00	2.01	2.37	2.40	2.39	2.47	2.50	2.60	2.65
100	2.15	2.11	2.11	2.05	2.06	1.98	1.99	1.98	1.97	1.98	1.99	2.00	2.35	2.37	2.38	2.39	2.40	2.46	2.49
105	2.05	2.01	2.02	2.01	2.00	1.98	1.99	2.00	1.98	2.04	2.02	2.07	2.41	2.39	2.41	2.40	2.39	2.39	2.38
110	2.00	2.00	1.99	1.99	2.00	2.02	2.03	2.10	2.10	2.18	2.18	2.22	2.55	2.52	2.51	2.46	2.44	2.40	2.38
115	2.00	2.03	2.00	2.04	2.04	2.13	2.17	2.27	2.32	2.39	2.42	2.46	2.79	2.76	2.70	2.63	2.58	2.49	2.44
120	2.07	2.12	2.09	2.15	2.19	2.31	2.39	2.51	2.58	2.66	2.71	2.76	3.10	3.05	2.99	2.88	2.80	2.68	2.58
125	2.23	2.27	2.27	2.34	2.40	2.54	2.64	2.76	2.83	2.95	3.00	3.08	3.49	3.39	3.31	3.20	3.08	2.94	2.81
130	2.45	2.50	2.51	2.60	2.68	2.81	2.90	3.02	3.11	3.24	3.31	3.38	3.89	3.79	3.64	3.49	3.38	3.22	3.11
135	2.70	2.76	2.78	2.89	2.97	3.08	3.19	3.31	3.45	3.57	3.63	3.69	4.21	4.12	4.00	3.82	3.68	3.53	3.42
140	3.00	3.04	3.08	3.18	3.23	3.37	3.48	3.63	3.74	3.86	3.90	3.93	4.46	4.37	4.29	4.17	4.02	3.86	3.75
145	3.32	3.36	3.39	3.44	3.48	3.61	3.74	3.86	3.93	4.03	4.05	4.16	4.66	4.57	4.49	4.39	4.31	4.16	4.06
150	3.63	3.68	3.67	3.69	3.75	3.85	3.92	3.97	4.01	4.08	4.23	4.33	4.77	4.68	4.63	4.53	4.51	4.41	4.33
155	3.93	3.93	3.89	3.97	3.99	4.07	4.10	4.14	4.16	4.27	4.37	4.47	4.84	4.73	4.68	4.60	4.60	4.61	4.56
160	4.17	4.13	4.15	4.19	4.16	4.25	4.26	4.32	4.34	4.41	4.50	4.60	4.86	4.74	4.69	4.64	4.66	4.72	4.71
165	4.41	4.39	4.37	4.36	4.36	4.41	4.42	4.48	4.48	4.53	4.60	4.70	4.83	4.75	4.70	4.68	4.70	4.78	4.83
170	4.59	4.57	4.53	4.53	4.53	4.56	4.54	4.60	4.62	4.69	4.74	4.84	4.82	4.78	4.76	4.73	4.75	4.79	4.84
175	4.79	4.75	4.70	4.68	4.63	4.64	4.68	4.77	4.80	4.89	4.89	4.96	4.94	4.81	4.78	4.81	4.81	4.80	4.84
180	4.94	4.89	4.81	4.77	4.79	4.81	4.84	4.89	4.91	4.94	5.04	5.12	4.95	4.89	4.82	4.77	4.79	4.81	4.85

C Range: 0 - 360DEG  
 C Interval: 15.0DEG  
 Test Speed: HIGH  
 Temperature:25.3DEG  
 Operators:  
 Test Date:2022-03-01

γ Range: 0 - 180DEG  
 γ Interval: 1.0DEG  
 Test System:EVERFINE GO-2000B\_V1 SYSTEM V2.0.291  
 Humidity:65.0%  
 Test Distance:7.500m [K=1.0000]  
 Remarks:

LUMINOUS DISTRIBUTION INTENSITY DATA

Test:U:120.0V I:0.0868A P:10.24W PF:0.9827 Lamp Flux:870.893x1 lm		
NAME:	TYPE:LED	WEIGHT:
SPEC.:	DIM.:	SERIAL No.:
MFR.:	SUR.:	PROTECTION ANGLE:

Table--2

UNIT: cd

C( DEG) γ (DEG)	285	300	315	330	345														
0	950	948	950	951	950														
5	848	829	797	774	801														
10	793	938	1203	1116	1057														
15	1046	985	1427	821	883														
20	643	889	1061	944	805														
25	518	671	729	585	763														
30	432	538	531	485	609														
35	359	401	420	401	438														
40	239	297	346	345	329														
45	141	162	189	228	206														
50	66.1	79.7	102	123	118														
55	12.9	13.6	14.3	17.6	20.5														
60	7.06	8.24	8.81	10.7	11.8														
65	5.59	5.71	5.86	6.03	6.16														
70	5.13	5.16	5.32	5.36	5.37														
75	5.13	5.16	5.42	5.52	5.12														
80	3.99	4.20	4.39	4.56	4.63														
85	3.46	3.60	3.74	3.79	3.84														
90	2.98	3.06	3.19	3.24	3.29														
95	2.77	2.81	2.91	2.92	2.95														
100	2.58	2.62	2.70	2.69	2.72														
105	2.44	2.45	2.52	2.50	2.53														
110	2.38	2.39	2.42	2.41	2.43														
115	2.38	2.39	2.40	2.40	2.42														
120	2.48	2.47	2.42	2.46	2.43														
125	2.66	2.60	2.53	2.56	2.56														
130	2.95	2.84	2.74	2.75	2.76														
135	3.30	3.18	3.06	3.04	3.04														
140	3.63	3.54	3.44	3.39	3.37														
145	3.93	3.88	3.80	3.78	3.76														
150	4.22	4.19	4.15	4.14	4.15														
155	4.50	4.48	4.47	4.47	4.48														
160	4.68	4.69	4.71	4.73	4.75														
165	4.82	4.86	4.88	4.93	4.95														
170	4.88	4.96	4.98	5.03	5.06														
175	4.85	4.91	4.99	5.05	5.12														
180	4.89	4.92	4.95	5.04	5.12														

C Range: 0 - 360DEG  
 C Interval: 15.0DEG  
 Test Speed: HIGH  
 Temperature:25.3DEG  
 Operators:  
 Test Date:2022-03-01

γ Range: 0 - 180DEG  
 γ Interval: 1.0DEG  
 Test System:EVERFINE GO-2000B\_V1 SYSTEM V2.0.291  
 Humidity:65.0%  
 Test Distance:7.500m [K=1.0000]  
 Remarks: