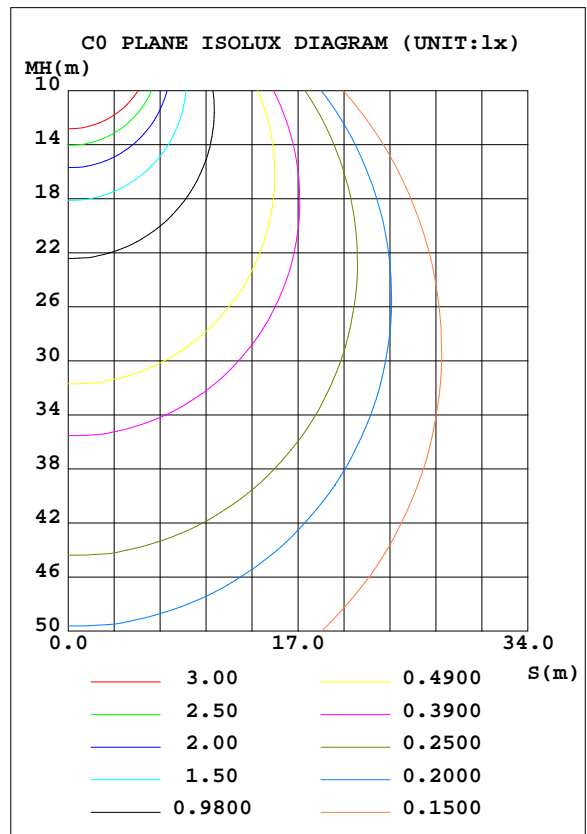
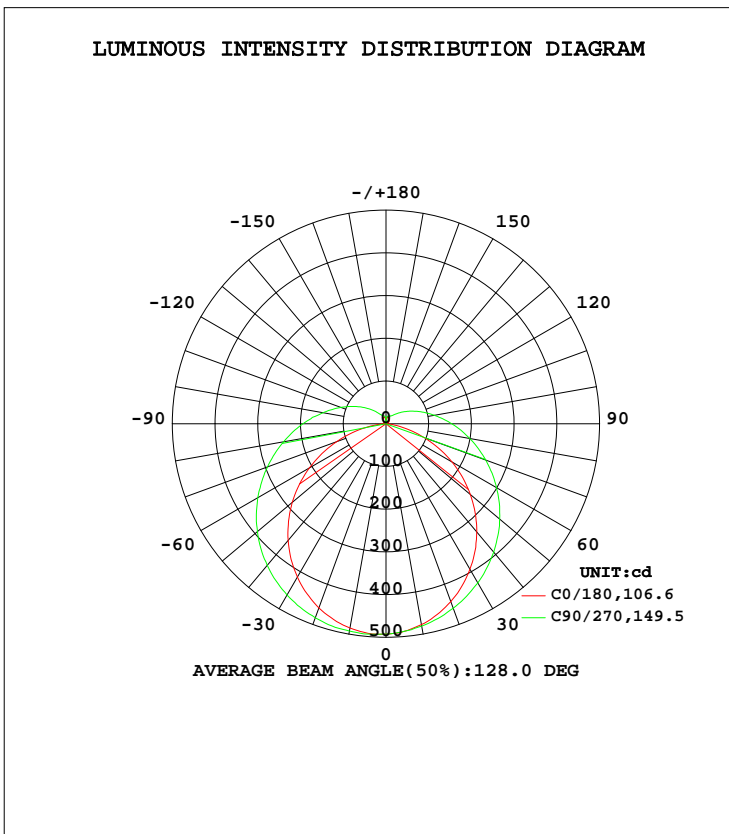


LUMINAIRE PHOTOMETRIC TEST REPORT

Test:U:119.89V I:0.1785A P:20W PF:0.9276 Freq:60.00Hz Lamp Flux:1620x1 lm		
NAME: ASD-LVF21-18D20CC-NK/BZ/BK 4000K	TYPE:N/A	WEIGHT:N/A
SPEC.:N/A	DIM.: N/A	SERIAL No.:N/A
MFR.: ASD Lighting corp	SUR.:N/A	Shielding Angle:N/A

DATA OF LAMP		PHOTOMETRIC DATA Eff: 81 lm/W			
MODEL ASD-LVF21-18D20CC-NK/BZ/BK 4000K		$I_{max}(cd)$	494.6	S/MH(C0/180)	1.19
NOMINAL POWER(W)		LOR(%)	100.0	S/MH(C90/270)	1.31
RATED VOLTAGE(V)	120	TOTAL FLUX(lm)	1620	η UP, DN(C0-180)	7.7,45.5
NOMINAL FLUX(lm)	1620	CIE CLASS	SEMI-D.	η UP, DN(C180-360)	6.0,40.9
LAMPS INSIDE	1	η up(%)	13.7	CIBSE SHR NOM	1.50
TEST VOLTAGE(V)	120	η down(%)	86.3	CIBSE SHR MAX	1.50



C Range: 0 - 360DEG
 C Interval: 22.5DEG
 Test Speed: HIGH
 Temperature:25.1DEG
 Operators:Hill
 Test Date:2022-05-21

γ Range: 0 - 180DEG
 γ Interval: 1.0DEG
 Test System:EVERFINE GO-R5000_V2 SYSTEM V2.0.351
 Humidity:44%
 Test Distance:2.526m [K=1.0000]
 Remarks:

ZONAL FLUX DIAGRAM

ZONAL FLUX DIAGRAM:

γ	C0	C45	C90	C135	C180	C225	C270	C315	γ	Φ zone	Φ total	%lum,lamp
10	485.5	491.0	492.7	486.1	477.4	477.6	481.1	482.1	0- 10	46.61	46.61	2.36,2.36
20	458.9	474.9	483.6	464.4	443.3	447.7	459.7	456.3	10- 20	133.9	180.5	9.15,9.15
30	414.5	443.4	463.1	429.7	393.1	405.8	430.0	417.8	20- 30	204.9	385.4	19.5,19.5
40	356.4	400.6	432.4	383.4	330.5	355.5	392.3	369.3	30- 40	251.8	637.2	32.3,32.3
50	286.6	348.2	392.8	329.0	257.9	298.8	347.5	313.1	40- 50	270.5	907.7	46,46
60	207.2	289.5	346.4	270.3	178.1	239.5	298.7	253.2	50- 60	260.8	1169	59.3,59.3
70	123.0	228.9	295.3	211.4	95.29	182.5	248.4	194.0	60- 70	226.9	1395	70.8,70.8
80	43.80	172.4	243.4	157.7	25.14	131.1	199.1	139.7	70- 80	178.1	1574	79.8,79.8
90	0.4639	125.0	194.4	114.3	0.1196	90.88	154.3	95.66	80- 90	128.4	1702	86.3,86.3
100	1.031	88.47	149.6	80.99	1.193	61.91	115.2	64.18	90-100	90.66	1793	90.9,90.9
110	3.379	61.58	112.7	56.78	3.993	42.24	83.66	42.78	100-110	63.10	1856	94.1,94.1
120	5.940	42.44	81.02	39.88	7.193	29.31	58.55	29.13	110-120	42.75	1898	96.3,96.3
130	8.099	29.74	55.86	28.44	10.12	21.27	39.84	20.98	120-130	28.24	1927	97.7,97.7
140	10.63	21.80	37.17	21.42	12.42	18.58	26.75	18.44	130-140	18.39	1945	98.6,98.6
150	13.55	19.12	24.95	19.04	14.88	17.36	21.21	18.18	140-150	12.31	1957	99.3,99.3
160	16.12	18.06	20.19	17.66	17.35	17.24	18.68	18.07	150-160	8.431	1966	99.7,99.7
170	13.78	17.52	18.47	16.21	13.28	13.80	17.67	18.06	160-170	4.968	1971	99.9,99.9
180	10.91	8.822	0	7.760	10.96	9.709	4.753	4.561	170-180	1.294	1972	100,100
DEG	LUMINOUS INTENSITY:cd									UNIT:lm		

Conical surface Flux(90deg): 771.97 lm

%lum = 39.1%

%lamp = 39.1%

Conical surface Flux(120deg): 1168.5 lm

%lum = 59.3%

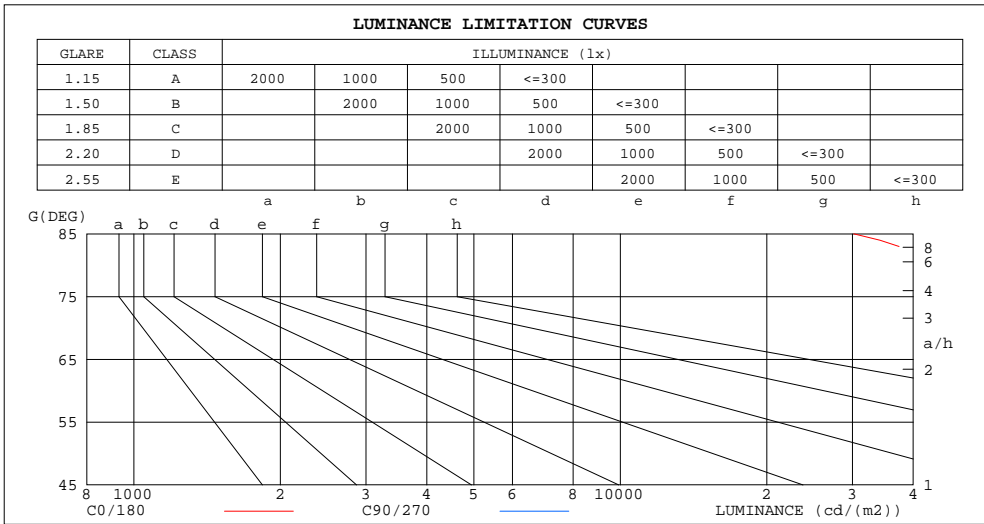
%lamp = 59.3%

C Range: 0 - 360DEG
 C Interval: 22.5DEG
 Test Speed: HIGH
 Temperature:25.1DEG
 Operators:Hill
 Test Date:2022-05-21

γ Range: 0 - 180DEG
 γ Interval: 1.0DEG
 Test System:EVERFINE GO-R5000_V2 SYSTEM V2.0.351
 Humidity:44%
 Test Distance:2.526m [K=1.0000]
 Remarks:

LUMINANCE LIMITATION CURVES

Test:U:119.89V I:0.1785A P:20W PF:0.9276 Freq:60.00Hz Lamp Flux:1620x1 lm		
NAME: ASD-LVF21-18D20CC-NK/BZ/BK 4000K	TYPE:N/A	WEIGHT:N/A
SPEC.:N/A	DIM.: N/A	SERIAL No.:N/A
MFR.: ASD Lighting corp	SUR.:N/A	Shielding Angle:N/A



LUMINANCE cd/(m2)		
G(DEG)	C0/180	C90/270
85	30180	454368
80	45690	253851
75	57303	188433
70	65159	156359
65	70854	137586
60	75063	125488
55	78192	117023
50	80744	110690
45	82626	106087

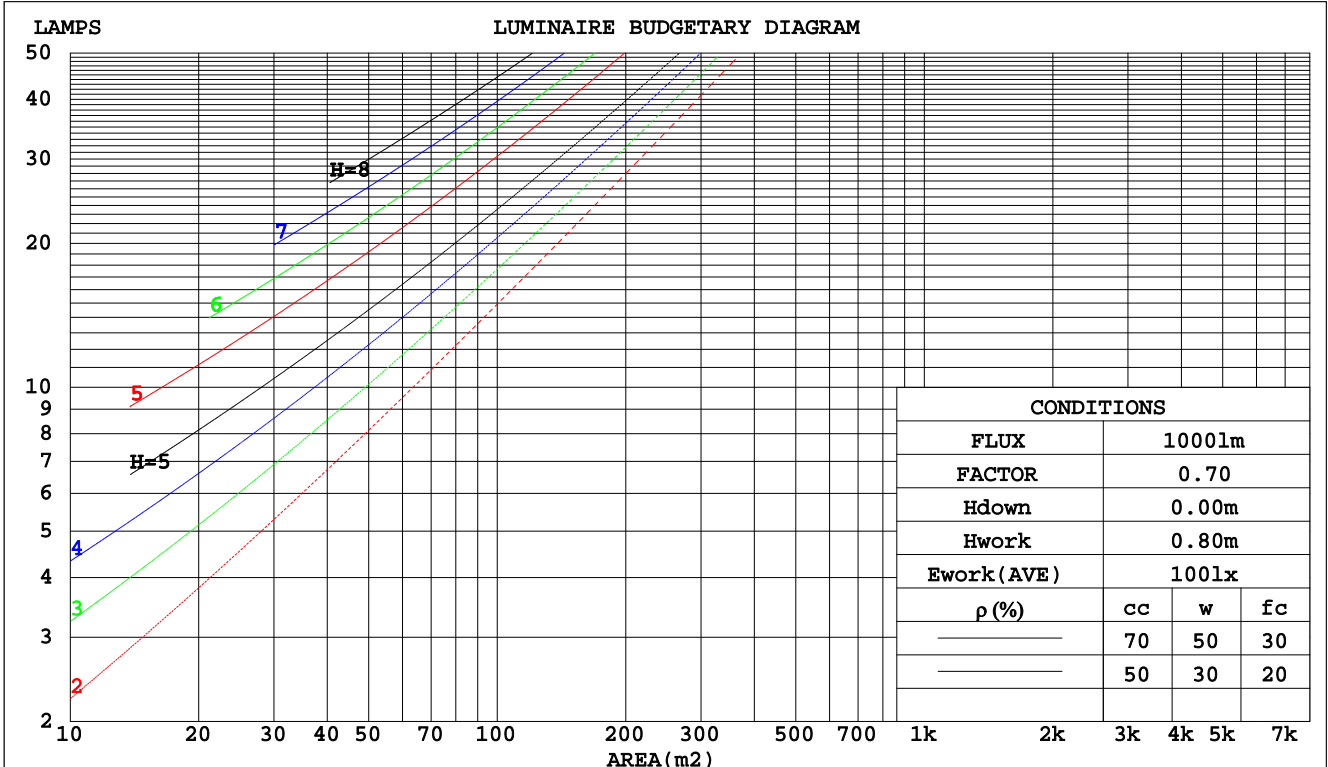
C Range: 0 - 360DEG
 C Interval: 22.5DEG
 Test Speed: HIGH
 Temperature:25.1DEG
 Operators:Hill
 Test Date:2022-05-21

γ Range: 0 - 180DEG
 γ Interval: 1.0DEG
 Test System:EVERFINE GO-R5000_V2 SYSTEM V2.0.351
 Humidity:44%
 Test Distance:2.526m [K=1.0000]
 Remarks:

CU AND LUMINAIRE BUDGETARY ESTIMATE DIAGRAM

Test:U:119.89V I:0.1785A P:20W PF:0.9276 Freq:60.00Hz Lamp Flux:1620x1 lm		
NAME: ASD-LVF21-18D20CC-NK/BZ/BK 4000K	TYPE:N/A	WEIGHT:N/A
SPEC.:N/A	DIM.: N/A	SERIAL No.:N/A
MFR.: ASD Lighting corp	SUR.:N/A	Shielding Angle:N/A

pcc	80%			70%			50%			30%			10%			0
	50%	30%	10%	50%	30%	10%	50%	30%	10%	50%	30%	10%	50%	30%	10%	0
pw																0
pfc	20%			20%			20%			20%			20%			0
RCR	RCR:Room Cavity Ratio															
	Coefficients of Utilization(CU)															
0.0	1.16	1.16	1.16	1.12	1.12	1.12	1.04	1.04	1.04	.96	.96	.96	.89	.89	.89	.86
1.0	.97	.92	.88	.94	.89	.85	.87	.83	.80	.81	.78	.75	.75	.72	.70	.67
2.0	.84	.76	.69	.80	.74	.68	.75	.69	.64	.69	.65	.60	.64	.60	.57	.54
3.0	.73	.64	.57	.70	.62	.55	.65	.58	.53	.60	.55	.50	.56	.51	.47	.45
4.0	.64	.55	.48	.62	.53	.46	.57	.50	.44	.53	.47	.42	.50	.45	.40	.37
5.0	.57	.47	.40	.55	.46	.40	.51	.44	.38	.48	.41	.36	.45	.39	.35	.32
6.0	.51	.42	.35	.49	.41	.34	.46	.39	.33	.43	.37	.32	.40	.35	.30	.28
7.0	.46	.37	.31	.45	.36	.30	.42	.34	.29	.39	.33	.28	.37	.31	.27	.24
8.0	.42	.33	.27	.41	.32	.27	.38	.31	.26	.36	.29	.25	.34	.28	.24	.22
9.0	.38	.30	.24	.37	.29	.24	.35	.28	.23	.33	.27	.22	.31	.25	.21	.19
10.0	.35	.27	.22	.34	.27	.22	.32	.26	.21	.31	.24	.20	.29	.23	.19	.18



C Range: 0 - 360DEG
 C Interval: 22.5DEG
 Test Speed: HIGH
 Temperature:25.1DEG
 Operators:Hill
 Test Date:2022-05-21

γ Range: 0 - 180DEG
 γ Interval: 1.0DEG
 Test System:EVERFINE GO-R5000_V2 SYSTEM V2.0.351
 Humidity:44%
 Test Distance:2.526m [K=1.0000]
 Remarks:

WEC AND CCEC

Test:U:119.89V I:0.1785A P:20W PF:0.9276 Freq:60.00Hz Lamp Flux:1620x1 lm		
NAME: ASD-LVF21-18D20CC-NK/BZ/BK 4000K	TYPE:N/A	WEIGHT:N/A
SPEC.:N/A	DIM.: N/A	SERIAL No.:N/A
MFR.: ASD Lighting corp	SUR.:N/A	Shielding Angle:N/A

ρcc	80%			70%			50%			30%			10%			0
ρw	50%	30%	10%	50%	30%	10%	50%	30%	10%	50%	30%	10%	50%	30%	10%	0
ρfc	20%			20%			20%			20%			20%			0
RCR	RCR:Room Cavity Ratio						Wall Exitance Coefficients(WEC)									
0.0																
1.0	.371	.211	.067	.360	.205	.065	.339	.194	.062	.319	.184	.059	.301	.174	.056	
2.0	.326	.178	.055	.315	.174	.054	.296	.165	.051	.278	.156	.049	.262	.148	.047	
3.0	.291	.155	.046	.282	.151	.045	.265	.143	.044	.249	.136	.042	.234	.129	.040	
4.0	.263	.137	.040	.255	.133	.039	.239	.127	.038	.225	.121	.036	.211	.115	.035	
5.0	.240	.122	.035	.233	.119	.035	.218	.114	.033	.205	.108	.032	.193	.103	.031	
6.0	.220	.110	.032	.214	.108	.031	.201	.103	.030	.189	.098	.029	.178	.093	.028	
7.0	.204	.101	.029	.197	.098	.028	.186	.094	.027	.175	.090	.026	.164	.085	.025	
8.0	.189	.092	.026	.183	.090	.026	.173	.086	.025	.163	.082	.024	.153	.079	.023	
9.0	.176	.085	.024	.171	.083	.023	.161	.080	.023	.152	.076	.022	.143	.073	.021	
10.0	.165	.079	.022	.161	.078	.022	.151	.074	.021	.143	.071	.020	.135	.068	.019	

ρcc	80%			70%			50%			30%			10%			0
ρw	50%	30%	10%	50%	30%	10%	50%	30%	10%	50%	30%	10%	50%	30%	10%	0
ρfc	20%			20%			20%			20%			20%			0
RCR	RCR:Room Cavity Ratio						Ceiling Cavity Exitance Coefficients(CCEC)									
0.0	.295	.295	.295	.252	.252	.252	.172	.172	.172	.099	.099	.099	.032	.032	.032	
1.0	.290	.261	.235	.248	.224	.202	.170	.154	.140	.098	.089	.081	.031	.029	.026	
2.0	.283	.238	.200	.242	.205	.173	.166	.142	.120	.096	.082	.071	.031	.027	.023	
3.0	.275	.221	.178	.236	.191	.154	.162	.132	.108	.094	.077	.064	.030	.025	.021	
4.0	.267	.208	.163	.229	.180	.142	.158	.125	.100	.091	.073	.059	.029	.024	.019	
5.0	.260	.198	.153	.223	.172	.133	.154	.120	.094	.089	.070	.056	.029	.023	.018	
6.0	.252	.190	.146	.217	.165	.127	.150	.115	.090	.087	.068	.053	.028	.022	.018	
7.0	.245	.184	.140	.211	.159	.122	.146	.112	.087	.085	.066	.052	.027	.022	.017	
8.0	.239	.178	.136	.205	.154	.119	.142	.108	.084	.083	.064	.050	.027	.021	.017	
9.0	.232	.173	.133	.200	.150	.116	.139	.106	.083	.081	.062	.049	.026	.020	.016	
10.0	.226	.169	.131	.195	.147	.114	.135	.103	.081	.079	.061	.048	.026	.020	.016	

C Range: 0 - 360DEG
 C Interval: 22.5DEG
 Test Speed: HIGH
 Temperature:25.1DEG
 Operators:Hill
 Test Date:2022-05-21

γ Range: 0 - 180DEG
 γ Interval: 1.0DEG
 Test System:EVERFINE GO-R5000_V2 SYSTEM V2.0.351
 Humidity:44%
 Test Distance:2.526m [K=1.0000]
 Remarks:

UGR(Unified Glare Rating) Table

Test:U:119.89V I:0.1785A P:20W PF:0.9276 Freq:60.00Hz Lamp Flux:1620x1 lm										
NAME: ASD-LVF21-18D20CC-NK/BZ/BK 4000K					TYPE:N/A			WEIGHT:N/A		
SPEC.:N/A					DIM.: N/A			SERIAL No.:N/A		
MFR.: ASD Lighting corp					SUR.:N/A			Shielding Angle:N/A		
ceiling/cavity	0.7	0.7	0.5	0.5	0.3	0.7	0.7	0.5	0.5	0.3
walls	0.5	0.3	0.5	0.3	0.3	0.5	0.3	0.5	0.3	0.3
working plane	0.2	0.2	0.2	0.2	0.2	0.2	0.2	0.2	0.2	0.2
Room dimensions	Viewed crosswise					Viewed endwise				
x = 2H y = 2H	24.8	26.2	25.3	26.7	27.1	26.9	28.3	27.3	28.7	29.2
3H	26.3	27.6	26.7	28.0	28.6	29.4	30.7	29.9	31.2	31.7
4H	26.8	28.1	27.3	28.5	29.1	30.8	32.1	31.3	32.6	33.1
6H	27.2	28.3	27.7	28.9	29.4	32.4	33.5	32.9	34.0	34.6
8H	27.3	28.4	27.8	28.9	29.5	33.2	34.3	33.7	34.9	35.4
12H	27.3	28.4	27.8	28.9	29.5	34.2	35.3	34.7	35.8	36.4
4H 2H	25.9	27.2	26.4	27.6	28.2	27.4	28.7	27.9	29.1	29.7
3H	27.6	28.7	28.2	29.2	29.8	30.2	31.3	30.8	31.9	32.4
4H	28.4	29.4	28.9	29.9	30.5	31.8	32.8	32.4	33.4	34.0
6H	28.9	29.8	29.5	30.4	31.1	33.6	34.5	34.2	35.1	35.7
8H	29.1	29.9	29.7	30.5	31.2	34.6	35.4	35.2	36.0	36.7
12H	29.2	30.0	29.8	30.6	31.3	35.7	36.5	36.3	37.1	37.8
8H 4H	29.4	30.2	30.0	30.8	31.5	32.2	33.0	32.8	33.6	34.3
6H	30.3	31.0	30.9	31.6	32.4	34.2	34.9	34.9	35.5	36.3
8H	30.7	31.3	31.3	32.0	32.7	35.4	36.0	36.1	36.7	37.4
12H	31.0	31.5	31.6	32.2	33.0	36.8	37.3	37.5	38.0	38.8
12H 4H	29.7	30.5	30.3	31.1	31.8	32.2	32.9	32.8	33.6	34.2
6H	30.9	31.5	31.5	32.1	32.9	34.3	35.0	35.0	35.6	36.3
8H	31.4	32.0	32.1	32.6	33.4	35.6	36.2	36.3	36.8	37.6
Variations with the observer position at spacings:										
S = 1.0H	+ 0.1 / - 0.2					+ 0.1 / - 0.1				
1.5H	+ 0.2 / - 0.3					+ 0.2 / - 0.3				
2.0H	+ 0.2 / - 0.4					+ 0.2 / - 0.3				

CIE Pub.117, 1972 lm Total Lamp Luminous Flux Correct (8log(F/F0) = 2.4)

C Range: 0 - 360DEG
 C Interval: 22.5DEG
 Test Speed: HIGH
 Temperature:25.1DEG
 Operators:Hill
 Test Date:2022-05-21

γ Range: 0 - 180DEG
 γ Interval: 1.0DEG
 Test System:EVERFINE GO-R5000_V2 SYSTEM V2.0.351
 Humidity:44%
 Test Distance:2.526m [K=1.0000]
 Remarks:

UTILIZATION FACTORS TABLE

Test:U:119.89V I:0.1785A P:20W PF:0.9276 Freq:60.00Hz Lamp Flux:1620x1 lm		
NAME: ASD-LVF21-18D20CC-NK/BZ/BK 4000K	TYPE:N/A	WEIGHT:N/A
SPEC.:N/A	DIM.: N/A	SERIAL No.:N/A
MFR.: ASD Lighting corp	SUR.:N/A	Shielding Angle:N/A

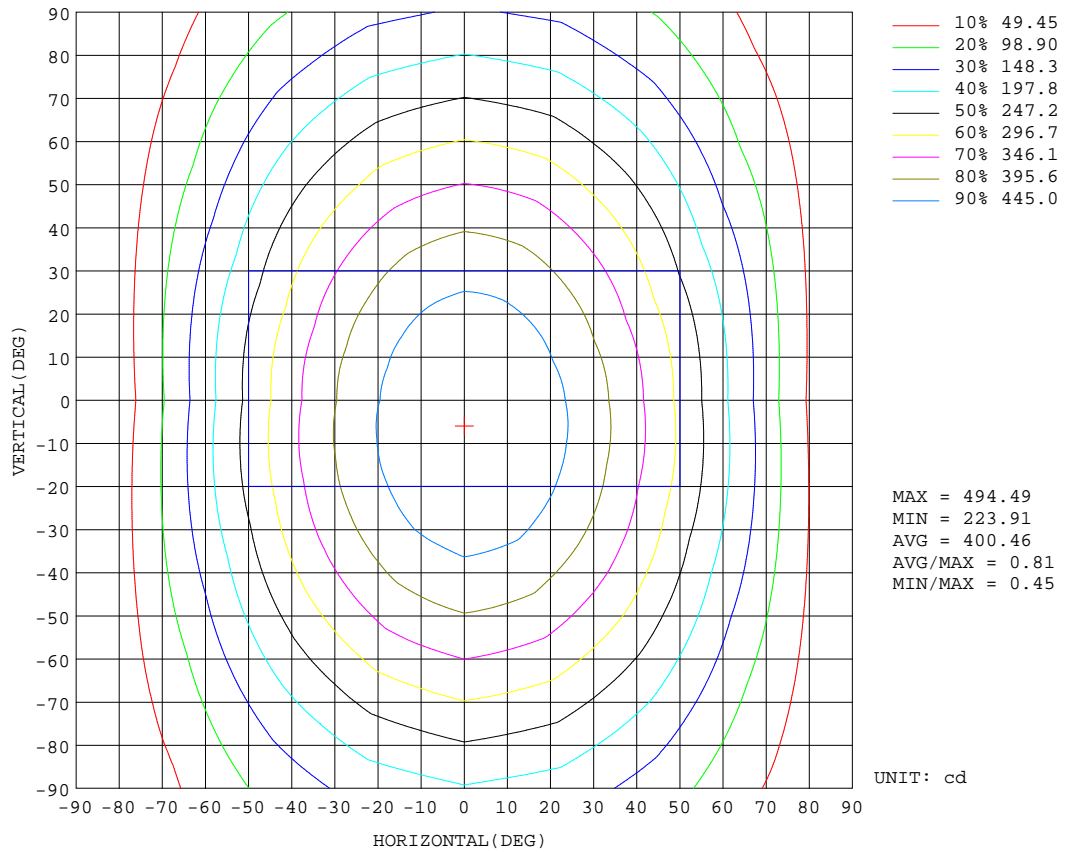
REFLECTANCE										
Ceiling	0.8	0.8	0.8	0.7	0.7	0.7	0.5	0.5	0.5	0
Walls	0.7	0.5	0.3	0.7	0.5	0.3	0.7	0.5	0.3	0
Working plane	0.2	0.2	0.2	0.2	0.2	0.2	0.2	0.2	0.2	0
ROOM INDEX	UTILIZATION FACTORS(PERCENT) k(RI) x RCR = 5									
k = 0.60	50	38	31	49	37	30	47	37	30	23
0.80	59	47	39	58	46	38	55	45	38	30
1.00	67	55	46	65	54	46	62	54	45	37
1.25	74	62	54	72	61	53	68	58	52	42
1.50	79	67	59	77	66	58	72	63	56	47
2.00	86	76	68	84	74	67	78	70	64	53
2.50	91	81	73	88	79	72	82	75	69	57
3.00	94	86	78	91	83	77	85	79	73	61
4.00	99	91	85	95	89	83	89	83	79	66
5.00	102	95	90	98	92	87	91	87	82	69
ROOM INDEX	UF(total)									Direct
According to DIN EN 13032-2 2004			Suspended				SHRNOM = 1.25			

C Range: 0 - 360DEG
 C Interval: 22.5DEG
 Test Speed: HIGH
 Temperature:25.1DEG
 Operators:Hill
 Test Date:2022-05-21

γ Range: 0 - 180DEG
 γ Interval: 1.0DEG
 Test System:EVERFINE GO-R5000_V2 SYSTEM V2.0.351
 Humidity:44%
 Test Distance:2.526m [K=1.0000]
 Remarks:

ISOCANDELA DIAGRAM

Test:U:119.89V I:0.1785A P:20W PF:0.9276 Freq:60.00Hz Lamp Flux:1620x1 lm		
NAME: ASD-LVF21-18D20CC-NK/BZ/BK 4000K	TYPE:N/A	WEIGHT:N/A
SPEC.:N/A	DIM.: N/A	SERIAL No.:N/A
MFR.: ASD Lighting corp	SUR.:N/A	Shielding Angle:N/A

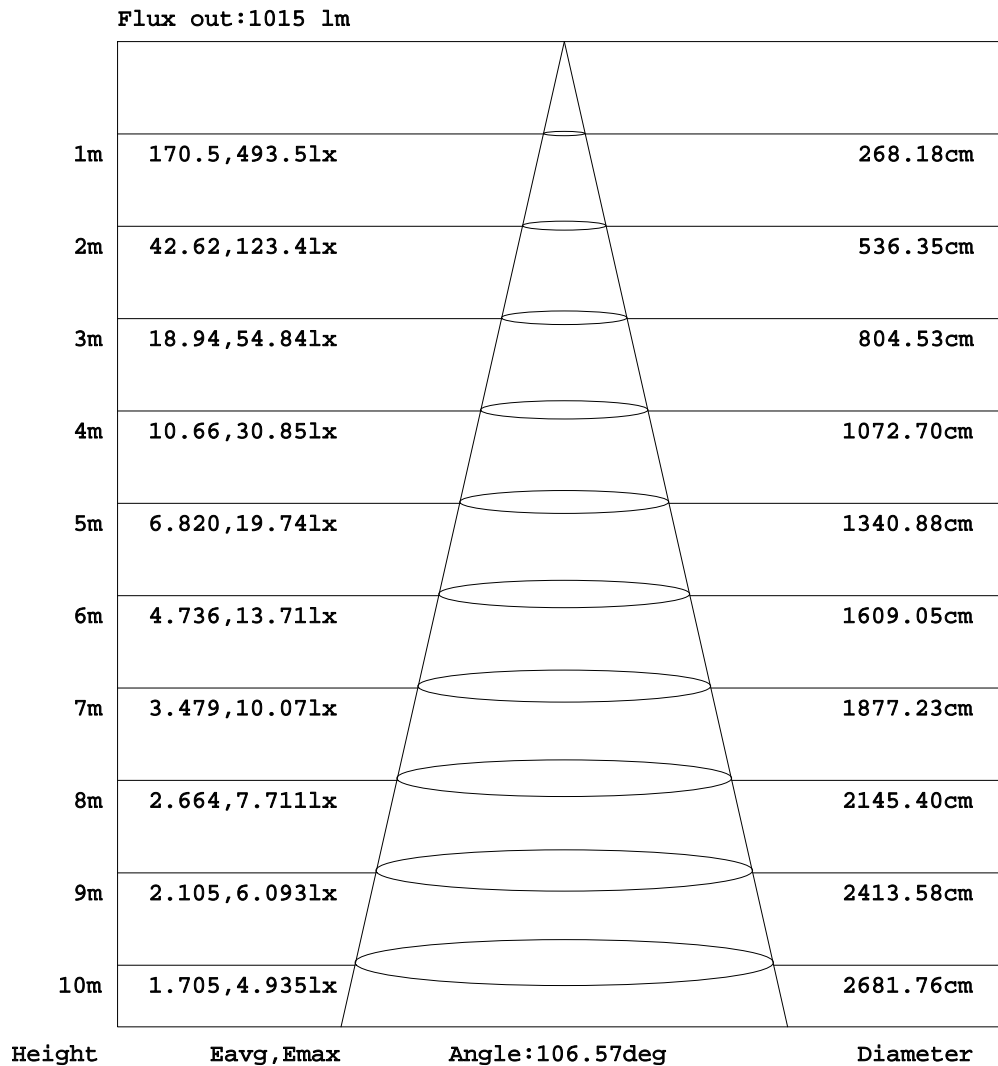


C Range: 0 - 360DEG
 C Interval: 22.5DEG
 Test Speed: HIGH
 Temperature:25.1DEG
 Operators:Hill
 Test Date:2022-05-21

γ Range: 0 - 180DEG
 γ Interval: 1.0DEG
 Test System:EVERFINE GO-R5000_V2 SYSTEM V2.0.351
 Humidity:44%
 Test Distance:2.526m [K=1.0000]
 Remarks:

AAI Figure

Test:U:119.89V I:0.1785A P:20W PF:0.9276 Freq:60.00Hz Lamp Flux:1620x1 lm		
NAME: ASD-LVF21-18D20CC-NK/BZ/BK 4000K	TYPE:N/A	WEIGHT:N/A
SPEC.:N/A	DIM.: N/A	SERIAL No.:N/A
MFR.: ASD Lighting corp	SUR.:N/A	Shielding Angle:N/A



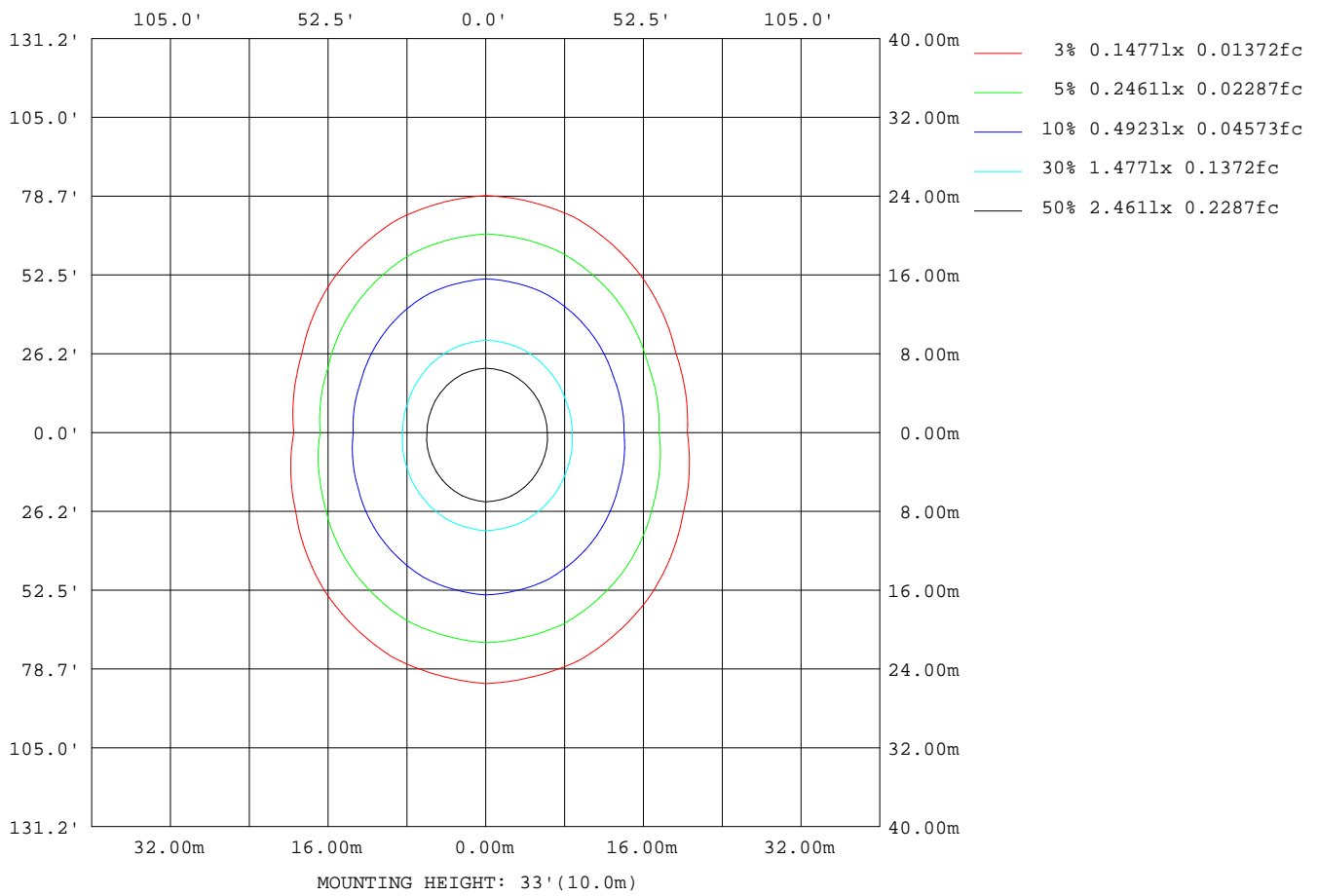
Note:The Curves indicate the illuminated area and the average illumination when the luminaire is at different distance.

C Range: 0 - 360DEG
 C Interval: 22.5DEG
 Test Speed: HIGH
 Temperature:25.1DEG
 Operators:Hill
 Test Date:2022-05-21

γ Range: 0 - 180DEG
 γ Interval: 1.0DEG
 Test System:EVERFINE GO-R5000_V2 SYSTEM V2.0.351
 Humidity:44%
 Test Distance:2.526m [K=1.0000]
 Remarks:

ISOLUX DIAGRAM

Test:U:119.89V I:0.1785A P:20W PF:0.9276 Freq:60.00Hz Lamp Flux:1620x1 lm		
NAME: ASD-LVF21-18D20CC-NK/BZ/BK 4000K	TYPE:N/A	WEIGHT:N/A
SPEC.:N/A	DIM.: N/A	SERIAL No.:N/A
MFR.: ASD Lighting corp	SUR.:N/A	Shielding Angle:N/A



C Range: 0 - 360DEG
 C Interval: 22.5DEG
 Test Speed: HIGH
 Temperature:25.1DEG
 Operators:Hill
 Test Date:2022-05-21

γ Range: 0 - 180DEG
 γ Interval: 1.0DEG
 Test System:EVERFINE GO-R5000_V2 SYSTEM V2.0.351
 Humidity:44%
 Test Distance:2.526m [K=1.0000]
 Remarks:

LED Avg.L Report

Test:U:119.89V I:0.1785A P:20W PF:0.9276 Freq:60.00Hz Lamp Flux:1620x1 lm		
NAME: ASD-LVF21-18D20CC-NK/BZ/BK 4000K	TYPE:N/A	WEIGHT:N/A
SPEC.:N/A	DIM.: N/A	SERIAL No.:N/A
MFR.: ASD Lighting corp	SUR.:N/A	Shielding Angle:N/A

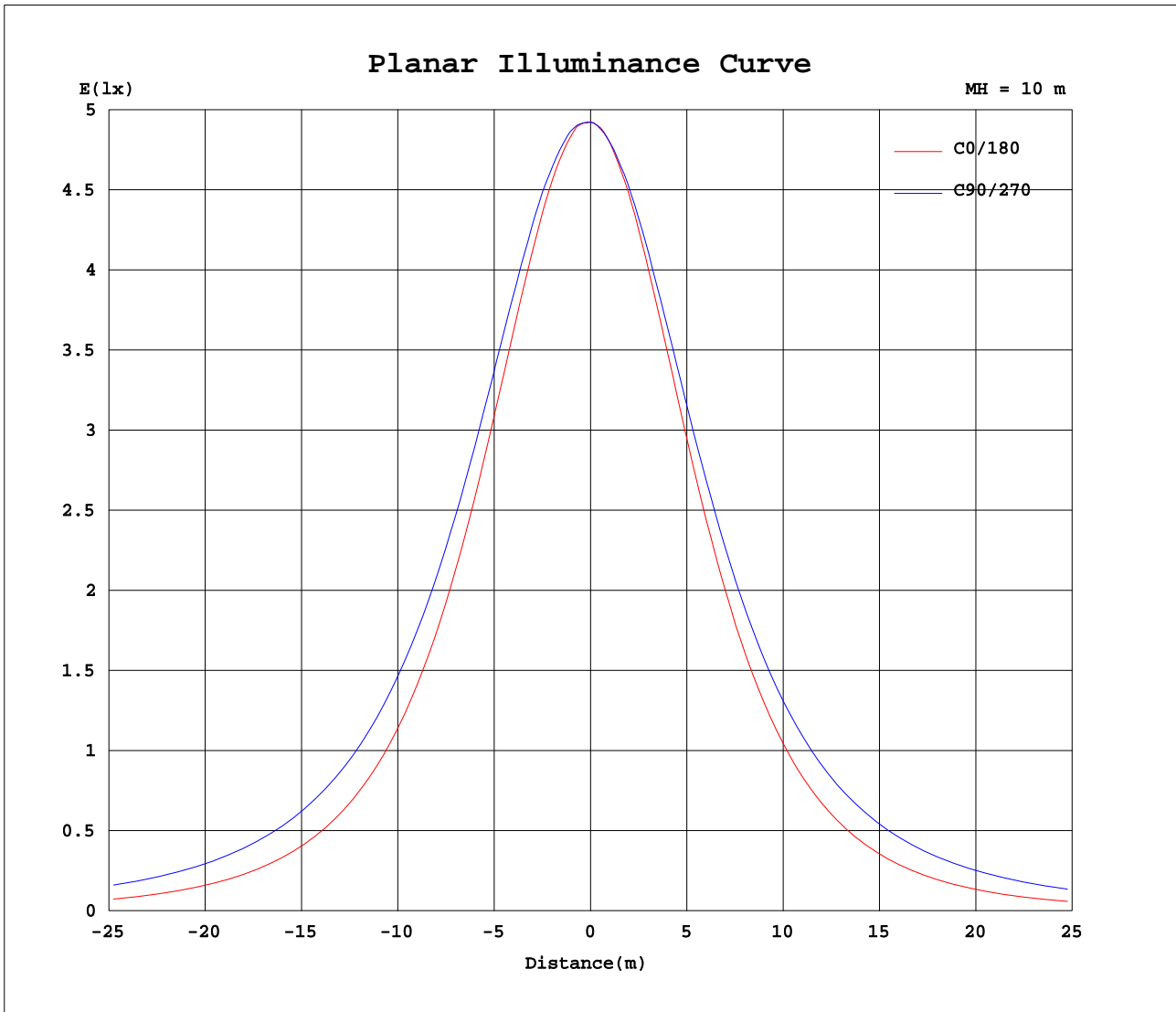
AvgL	cd/m2
L_0~180(65)av	64657
L_0~180(75)av	48734
L_0~180(85)av	19106
L_90~270(65)av	127540
L_90~270(75)av	172453
L_90~270(85)av	410176
L_45(65)av	100010
L_45(75)av	123488
L_45(85)av	263819

Standard: GB/T 29293-2012

C Range: 0 - 360DEG
C Interval: 22.5DEG
Test Speed: HIGH
Temperature:25.1DEG
Operators:Hill
Test Date:2022-05-21

γ Range: 0 - 180DEG
 γ Interval: 1.0DEG
Test System:EVERFINE GO-R5000_V2 SYSTEM V2.0.351
Humidity:44%
Test Distance:2.526m [K=1.0000]
Remarks:

Planar Illuminance Curve



C Range: 0 - 360DEG
 C Interval: 22.5DEG
 Test Speed: HIGH
 Temperature: 25.1DEG
 Operators: Hill
 Test Date: 2022-05-21

γ Range: 0 - 180DEG
 γ Interval: 1.0DEG
 Test System: EVERFINE GO-R5000_V2 SYSTEM V2.0.351
 Humidity: 44%
 Test Distance: 2.526m [K=1.0000]
 Remarks:

LUMINOUS DISTRIBUTION INTENSITY DATA

Test:U:119.89V I:0.1785A P:20W PF:0.9276 Freq:60.00Hz Lamp Flux:1620x1 lm		
NAME: ASD-LVF21-18D20CC-NK/BZ/BK 4000K	TYPE:N/A	WEIGHT:N/A
SPEC.:N/A	DIM.: N/A	SERIAL No.:N/A
MFR.: ASD Lighting corp	SUR.:N/A	Shielding Angle:N/A

Table--1

UNIT: cd

C(DEG) γ (DEG)	0	22.5	45	67.5	90	112.5	135	157.5	180	202.5	225	247.5	270	292.5	315	337.5			
0	492	492	492	492	492	492	492	492	492	492	492	492	492	492	492	492			
5	492	492	494	494	494	493	492	490	488	487	487	488	488	489	490	490			
10	485	488	491	494	493	491	486	482	477	476	478	479	481	482	482	482			
15	474	479	485	489	490	485	477	469	462	461	464	468	472	472	472	470			
20	459	465	475	482	484	477	464	453	443	442	448	455	460	460	456	454			
25	439	448	461	472	474	465	449	432	420	419	428	438	446	445	439	434			
30	414	426	443	459	463	451	430	409	393	394	406	421	430	427	418	410			
35	388	401	424	443	449	435	408	382	364	365	382	401	412	408	395	383			
40	356	373	401	425	432	415	383	352	331	335	355	378	392	387	369	354			
45	323	342	375	404	414	394	358	320	295	302	328	355	370	363	342	322			
50	287	309	348	382	393	371	329	286	258	267	299	330	347	339	313	288			
55	248	275	319	357	371	347	300	250	219	232	269	306	324	313	283	252			
60	207	238	289	332	346	321	270	215	178	196	239	279	299	287	253	216			
65	165	202	259	305	321	295	240	179	136	161	211	253	274	260	223	179			
70	123	166	229	278	295	268	211	144	95.3	127	182	228	248	234	194	144			
75	81.9	131	200	251	269	242	184	112	57.4	96.6	156	203	223	208	166	110			
80	43.8	100	172	225	243	217	158	83.3	25.1	70.5	131	179	199	184	140	80.6			
85	14.5	73.9	147	200	219	193	135	60.5	3.86	49.8	110	157	176	160	116	56.4			
90	0.46	53.1	125	177	194	170	114	43.8	0.12	34.7	90.9	135	154	139	95.7	38.4			
95	0.31	39.2	106	157	173	150	96.1	32.6	0.38	24.7	75.2	116	134	119	78.4	26.3			
100	1.03	29.4	88.5	134	150	129	81.0	24.9	1.19	18.6	61.9	99.7	115	101	64.2	18.9			
105	2.16	22.8	74.1	115	130	111	68.3	19.9	2.54	15.0	51.1	84.6	98.4	85.9	52.3	14.7			
110	3.38	18.6	61.6	99.3	113	95.7	56.8	16.7	3.99	12.9	42.2	71.4	83.7	72.2	42.8	12.4			
115	4.69	15.9	50.9	83.8	96.0	81.0	47.6	14.7	5.55	11.9	35.0	59.9	70.2	60.2	35.2	11.4			
120	5.94	14.3	42.4	70.4	81.0	68.5	39.9	13.5	7.19	12.0	29.3	49.9	58.5	50.1	29.1	11.4			
125	7.01	13.5	35.4	58.7	67.8	56.9	33.6	13.2	8.68	12.6	24.8	41.3	48.5	41.3	24.5	11.9			
130	8.10	13.5	29.7	48.3	55.9	47.3	28.4	13.4	10.1	13.1	21.3	34.1	39.8	34.1	21.0	12.5			
135	9.16	13.9	25.1	39.8	45.7	39.0	24.2	13.8	11.4	13.6	19.5	28.2	32.6	28.2	19.1	13.1			
140	10.6	14.4	21.8	32.5	37.2	32.0	21.4	14.3	12.4	13.9	18.6	23.6	26.7	23.8	18.4	13.8			
145	12.1	14.9	20.2	26.7	30.1	26.4	20.0	14.7	13.7	14.7	17.9	21.4	23.2	21.8	18.3	14.8			
150	13.6	15.7	19.1	23.2	25.0	23.1	19.0	15.5	14.9	15.3	17.4	19.8	21.2	20.6	18.2	15.9			
155	14.8	16.6	18.5	21.0	22.1	21.0	18.4	16.2	16.2	15.7	17.0	18.7	19.8	19.6	18.2	16.9			
160	16.1	17.2	18.1	19.5	20.2	19.5	17.7	16.9	17.4	16.7	17.2	17.9	18.7	18.8	18.1	17.7			
165	16.4	17.7	18.1	18.5	18.7	18.4	17.8	16.4	16.0	16.0	16.3	18.1	18.4	18.5	18.6	18.3			
170	13.8	17.2	17.5	18.3	18.5	17.3	16.2	13.6	13.3	13.3	13.8	16.1	17.7	18.4	18.1	17.1			
175	10.6	11.0	15.1	15.1	14.1	13.3	10.5	10.4	9.94	9.97	10.1	10.5	12.0	13.4	14.5	14.6			
180	10.9	9.72	8.82	5.29	0.00	7.18	7.76	10.0	11.0	11.0	9.71	8.61	4.75	0.00	4.56	8.47			

C Range: 0 - 360DEG
 C Interval: 22.5DEG
 Test Speed: HIGH
 Temperature:25.1DEG
 Operators:Hill
 Test Date:2022-05-21

γ Range: 0 - 180DEG
 γ Interval: 1.0DEG
 Test System:EVERFINE GO-R5000_V2 SYSTEM V2.0.351
 Humidity:44%
 Test Distance:2.526m [K=1.0000]
 Remarks: