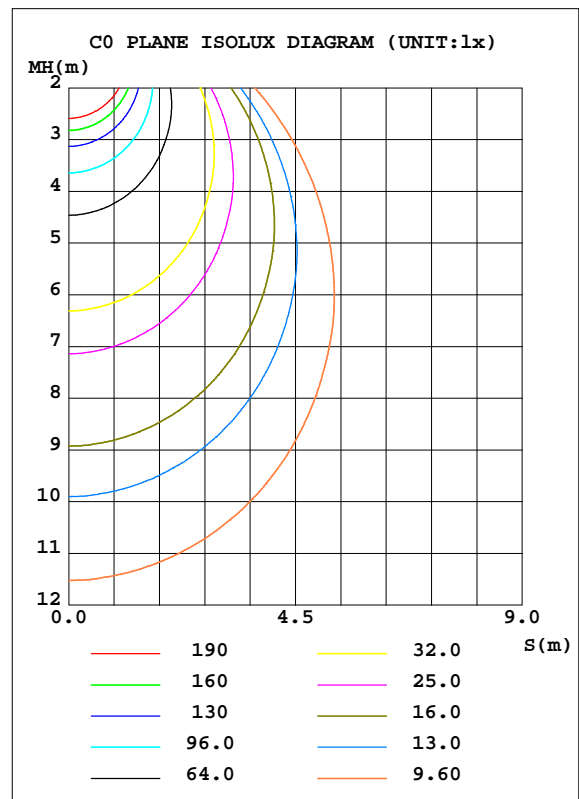
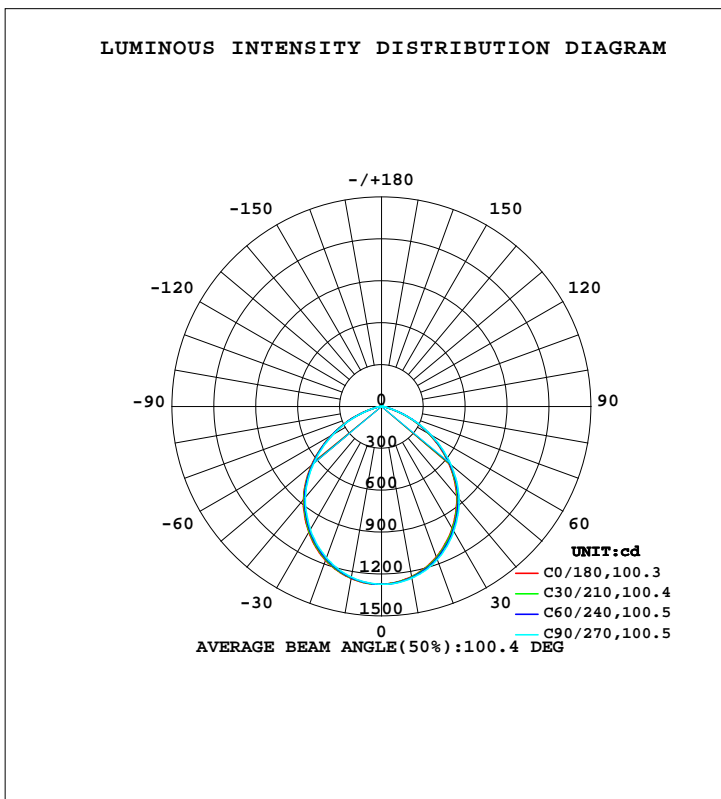


LUMINAIRE PHOTOMETRIC TEST REPORT

NAME: LED DOWNLIGHT	TYPE:	WEIGHT:
SPEC.:	DIM.:	SERIAL No.:
MFR.: ASD LIGHTING CORP	SUR.: 0.2*0.2	Shielding Angle:

DATA OF LAMP		PHOTOMETRIC DATA			
ASD EDL7-10DA40AC(40W 5000K)		Imax(cd)	1274	S/MH(C0/180)	1.22
NOMINAL POWER(W)	40	LOR(%)	100.0	S/MH(C90/270)	1.20
RATED VOLTAGE(V)	100-277	TOTAL FLUX(lm)	3019.7	h UP, DN(C0-180)	0.5, 49.8
NOMINAL FLUX(lm)	3019.66	CIE CLASS	DIRECT	h UP, DN(C180-360)	0.4, 49.3
LAMPS INSIDE	1	h up(%)	0.9	CIBSE SHR NOM	1.25
TEST VOLTAGE(V)	120.0	h down(%)	99.1	CIBSE SHR MAX	1.35



C Range: 0 - 360DEG
 C Interval: 15.0DEG
 Test Speed: HIGH
 Temperature: 25.3DEG
 Operators:
 Test Date: 2021-06-17

g Range: 0 - 180DEG
 g Interval: 1.0DEG
 Test System: EVERFINE GO-2000B_V1 SYSTEM V2.00.426
 Humidity: 65.0%
 Test Distance: 8.000m [K=1.0000]
 Remarks:

ZONAL FLUX DIAGRAM

ZONAL FLUX DIAGRAM:

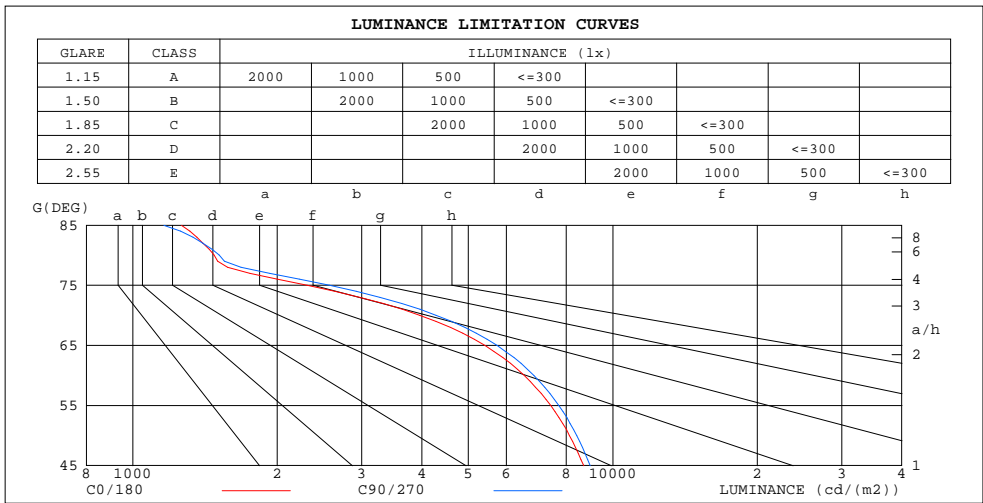
g	C0	C45	C90	C135	C180	C225	C270	C315	g	F zone	F total	%lum,lamp
10	1237	1242	1248	1252	1251	1246	1240	1237	0- 10	120.1	120.1	3.98,3.98
20	1147	1156	1166	1173	1173	1163	1154	1147	10- 20	340.7	460.9	15.3,15.3
30	1009	1022	1034	1042	1041	1029	1019	1009	20- 30	505.7	966.5	32,32
40	838.9	852.6	864.5	872.2	871.7	859.5	849.3	838.9	30- 40	590.2	1557	51.6,51.6
50	625.8	640.1	648.9	655.9	655.2	644.5	635.2	624.3	40- 50	579.7	2136	70.7,70.7
60	391.6	404.9	410.9	417.2	416.4	406.7	399.6	389.6	50- 60	467.9	2604	86.2,86.2
70	162.2	171.8	175.8	181.1	180.8	172.9	168.3	161.9	60- 70	282.8	2887	95.6,95.6
80	30.72	31.45	31.55	33.15	32.77	31.09	30.44	30.40	70- 80	89.88	2977	98.6,98.6
90	0.9953	0.9548	0.9364	0.9199	0.8674	0.8089	0.8116	0.8464	80- 90	15.17	2992	99.1,99.1
100	1.878	1.837	1.814	1.772	1.579	1.615	1.650	1.685	90-100	1.392	2993	99.1,99.1
110	3.065	3.008	2.967	2.917	2.686	2.731	2.772	2.816	100-110	2.408	2996	99.2,99.2
120	4.351	4.268	4.224	4.156	3.922	3.942	3.988	4.019	110-120	3.451	2999	99.3,99.3
130	5.606	5.519	5.472	5.373	5.159	5.153	5.214	5.231	120-130	4.229	3004	99.5,99.5
140	6.712	6.640	6.558	6.518	6.261	6.228	6.317	6.313	130-140	4.550	3008	99.6,99.6
150	7.751	7.693	7.657	7.595	7.367	7.381	7.394	7.422	140-150	4.375	3012	99.8,99.8
160	8.709	8.710	8.657	8.672	8.450	8.470	8.484	8.522	150-160	3.719	3016	99.9,99.9
170	9.442	9.502	9.446	9.465	9.381	9.407	9.384	9.391	160-170	2.548	3019	100,100
180	9.825	9.862	9.798	9.865	9.821	9.857	9.793	9.861	170-180	0.9165	3020	100,100
DEG	LUMINOUS INTENSITY:cd									UNIT:lm		

C Range: 0 - 360DEG
 C Interval: 15.0DEG
 Test Speed: HIGH
 Temperature:25.3DEG
 Operators:
 Test Date:2021-06-17

g Range: 0 - 180DEG
 g Interval: 1.0DEG
 Test System:EVERFINE GO-2000B_V1 SYSTEM V2.00.426
 Humidity:65.0%
 Test Distance:8.000m [K=1.0000]
 Remarks:

LUMINANCE LIMITATION CURVES

NAME: LED DOWNLIGHT	TYPE:	WEIGHT:
SPEC.:	DIM.:	SERIAL No.:
MFR.: ASD LIGHTING CORP	SUR.: 0.2*0.2	Shielding Angle:



LUMINANCE cd/(m2)		
G(DEG)	C0/180	C90/270
85	1262	1161
80	1477	1514
75	2306	2566
70	3960	4283
65	5413	5736
60	6537	6847
55	7423	7718
50	8126	8411
45	8698	8974

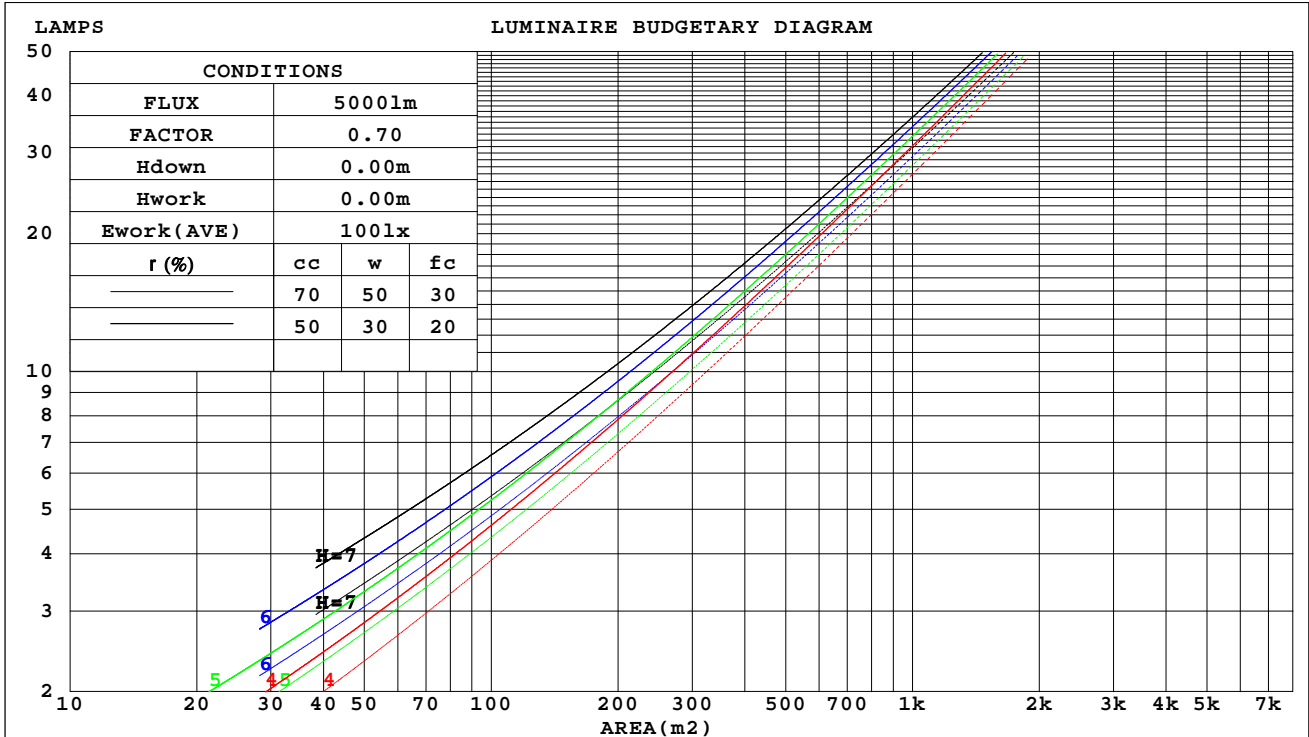
C Range: 0 - 360DEG
 C Interval: 15.0DEG
 Test Speed: HIGH
 Temperature: 25.3DEG
 Operators:
 Test Date: 2021-06-17

g Range: 0 - 180DEG
 g Interval: 1.0DEG
 Test System: EVERFINE GO-2000B_V1 SYSTEM V2.00.426
 Humidity: 65.0%
 Test Distance: 8.000m [K=1.0000]
 Remarks:

CU AND LUMINAIRE BUDGETARY ESTIMATE DIAGRAM

NAME: LED DOWNLIGHT	TYPE:	WEIGHT:
SPEC.:	DIM.:	SERIAL No.:
MFR.: ASD LIGHTING CORP	SUR.: 0.2*0.2	Shielding Angle:

r _{cc}	80%			70%			50%			30%			10%			0
r _w	50%	30%	10%	50%	30%	10%	50%	30%	10%	50%	30%	10%	50%	30%	10%	0
r _{fc}	20%			20%			20%			20%			20%			0
RCR	RCR:Room Cavity Ratio						Coefficients of Utilization(CU)									
0.0	1.19	1.19	1.19	1.16	1.16	1.16	1.11	1.11	1.11	1.06	1.06	1.06	1.01	1.01	1.01	.99
1.0	1.06	1.02	.99	1.04	1.00	.97	.99	.97	.94	.95	.93	.91	.92	.90	.88	.86
2.0	.94	.88	.83	.92	.86	.82	.88	.84	.80	.85	.81	.78	.82	.79	.76	.74
3.0	.83	.76	.70	.82	.75	.69	.79	.73	.68	.76	.71	.67	.73	.69	.65	.63
4.0	.74	.66	.60	.73	.65	.60	.70	.64	.59	.68	.62	.58	.66	.61	.57	.55
5.0	.67	.58	.52	.66	.58	.52	.63	.57	.51	.61	.55	.51	.60	.54	.50	.48
6.0	.60	.52	.46	.59	.51	.46	.58	.50	.45	.56	.50	.45	.54	.49	.44	.42
7.0	.55	.47	.41	.54	.46	.41	.52	.45	.40	.51	.45	.40	.50	.44	.40	.38
8.0	.50	.42	.37	.50	.42	.36	.48	.41	.36	.47	.41	.36	.46	.40	.36	.34
9.0	.46	.38	.33	.46	.38	.33	.44	.38	.33	.43	.37	.32	.42	.36	.32	.30
10.0	.43	.35	.30	.42	.35	.30	.41	.34	.30	.40	.34	.30	.39	.34	.29	.28



C Range: 0 - 360DEG
 C Interval: 15.0DEG
 Test Speed: HIGH
 Temperature: 25.3DEG
 Operators:
 Test Date: 2021-06-17

g Range: 0 - 180DEG
 g Interval: 1.0DEG
 Test System: EVERFINE GO-2000B_V1 SYSTEM V2.00.426
 Humidity: 65.0%
 Test Distance: 8.000m [K=1.0000]
 Remarks:

WEC AND CCEC

NAME: LED DOWNLIGHT	TYPE:	WEIGHT:
SPEC.:	DIM.:	SERIAL No.:
MFR.: ASD LIGHTING CORP	SUR.: 0.2*0.2	Shielding Angle:

r cc	80%			70%			50%			30%			10%			0
r w	50%	30%	10%	50%	30%	10%	50%	30%	10%	50%	30%	10%	50%	30%	10%	0
r fc	20%			20%			20%			20%			20%			0
RCR	RCR:Room Cavity Ratio						Wall Exitance Coefficients(WEC)									
0.0																
1.0	.265	.151	.048	.258	.147	.047	.245	.140	.045	.232	.134	.043	.221	.128	.041	
2.0	.258	.141	.043	.251	.138	.043	.240	.133	.041	.229	.128	.040	.218	.124	.039	
3.0	.244	.130	.039	.238	.128	.038	.228	.123	.037	.218	.119	.037	.209	.116	.036	
4.0	.229	.119	.035	.224	.117	.035	.214	.114	.034	.206	.110	.033	.198	.107	.033	
5.0	.214	.109	.032	.210	.108	.031	.201	.105	.031	.194	.102	.030	.186	.100	.030	
6.0	.200	.100	.029	.196	.099	.029	.189	.097	.028	.182	.095	.028	.176	.092	.027	
7.0	.188	.093	.026	.184	.092	.026	.178	.090	.026	.172	.088	.026	.166	.086	.025	
8.0	.177	.086	.024	.173	.085	.024	.167	.084	.024	.162	.082	.024	.157	.080	.023	
9.0	.166	.080	.022	.163	.080	.022	.158	.078	.022	.153	.077	.022	.148	.075	.022	
10.0	.157	.075	.021	.154	.075	.021	.150	.073	.021	.145	.072	.020	.141	.071	.020	

r cc	80%			70%			50%			30%			10%			0
r w	50%	30%	10%	50%	30%	10%	50%	30%	10%	50%	30%	10%	50%	30%	10%	0
r fc	20%			20%			20%			20%			20%			0
RCR	RCR:Room Cavity Ratio						Ceiling Cavity Exitance Coefficients(CCEC)									
0.0	.197	.197	.197	.169	.169	.169	.115	.115	.115	.066	.066	.066	.021	.021	.021	
1.0	.184	.164	.145	.158	.140	.125	.108	.097	.086	.062	.056	.050	.020	.018	.016	
2.0	.175	.139	.109	.150	.120	.094	.103	.083	.066	.059	.048	.039	.019	.016	.013	
3.0	.167	.121	.085	.143	.105	.074	.098	.073	.052	.057	.042	.031	.018	.014	.010	
4.0	.159	.108	.069	.136	.093	.060	.094	.065	.042	.054	.038	.025	.017	.012	.008	
5.0	.152	.097	.057	.130	.084	.049	.090	.059	.035	.052	.034	.021	.017	.011	.007	
6.0	.145	.089	.048	.125	.077	.042	.086	.054	.030	.050	.032	.018	.016	.010	.006	
7.0	.138	.082	.042	.119	.071	.037	.082	.050	.026	.048	.029	.015	.015	.010	.005	
8.0	.132	.076	.037	.114	.066	.032	.079	.046	.023	.046	.027	.014	.015	.009	.005	
9.0	.127	.071	.033	.109	.062	.029	.076	.043	.021	.044	.026	.012	.014	.008	.004	
10.0	.121	.067	.030	.105	.058	.027	.073	.041	.019	.042	.024	.011	.014	.008	.004	

C Range: 0 - 360DEG
 C Interval: 15.0DEG
 Test Speed: HIGH
 Temperature:25.3DEG
 Operators:
 Test Date:2021-06-17

g Range: 0 - 180DEG
 g Interval: 1.0DEG
 Test System:EVERFINE GO-2000B_V1 SYSTEM V2.00.426
 Humidity:65.0%
 Test Distance:8.000m [K=1.0000]
 Remarks:

UGR(Unified Glare Rating) Table

NAME: LED DOWNLIGHT		TYPE:					WEIGHT:				
SPEC.:		DIM.:					SERIAL No.:				
MFR.: ASD LIGHTING CORP		SUR.: 0.2*0.2					Shielding Angle:				
ceiling/cavity	0.7	0.7	0.5	0.5	0.3	0.7	0.7	0.5	0.5	0.3	
walls	0.5	0.3	0.5	0.3	0.3	0.5	0.3	0.5	0.3	0.3	
working plane	0.2	0.2	0.2	0.2	0.2	0.2	0.2	0.2	0.2	0.2	
Room dimensions	Viewed crosswise					Viewed endwise					
x = 2H y = 2H	15.7	17.1	16.0	17.4	17.6	15.9	17.3	16.2	17.5	17.7	
3H	16.5	17.7	16.8	18.0	18.2	16.7	18.0	17.0	18.2	18.4	
4H	16.5	17.8	16.9	18.0	18.3	16.8	18.0	17.1	18.2	18.5	
6H	16.5	17.6	16.8	17.9	18.2	16.7	17.9	17.1	18.2	18.5	
8H	16.5	17.6	16.8	17.9	18.2	16.7	17.8	17.1	18.1	18.4	
12H	16.4	17.5	16.8	17.8	18.1	16.7	17.7	17.0	18.0	18.3	
4H 2H	16.1	17.4	16.5	17.6	17.9	16.3	17.5	16.6	17.7	18.0	
3H	16.9	18.0	17.3	18.3	18.6	17.1	18.2	17.5	18.5	18.8	
4H	17.1	18.0	17.4	18.4	18.7	17.3	18.2	17.7	18.6	18.9	
6H	17.1	17.9	17.5	18.3	18.6	17.3	18.1	17.7	18.5	18.9	
8H	17.0	17.8	17.5	18.2	18.6	17.3	18.0	17.7	18.4	18.8	
12H	17.0	17.7	17.5	18.1	18.6	17.2	17.9	17.7	18.3	18.8	
8H 4H	17.0	17.8	17.5	18.2	18.6	17.2	18.0	17.7	18.4	18.8	
6H	17.1	17.7	17.5	18.1	18.6	17.3	17.9	17.7	18.3	18.8	
8H	17.1	17.7	17.6	18.1	18.6	17.3	17.9	17.8	18.3	18.8	
12H	17.1	17.6	17.6	18.0	18.5	17.3	17.8	17.8	18.2	18.7	
12H 4H	17.0	17.7	17.4	18.1	18.5	17.2	17.9	17.6	18.3	18.7	
6H	17.1	17.6	17.5	18.1	18.5	17.3	17.8	17.7	18.3	18.7	
8H	17.1	17.6	17.6	18.0	18.5	17.3	17.8	17.8	18.2	18.7	
Variations with the observer position at spacings(CIE Pub.117):											
S = 1.0H	+ 0.4 / - 0.5					+ 0.4 / - 0.5					
1.5H	+ 0.2 / - 0.5					+ 0.2 / - 0.5					
2.0H	+ 0.7 / - 0.7					+ 0.7 / - 0.7					

CIE Pub.117, 3020 lm Total Lamp Luminous Flux Correct (8log(F/F0) = 3.8)
 Area: 0.12 m2

C Range: 0 - 360DEG
 C Interval: 15.0DEG
 Test Speed: HIGH
 Temperature:25.3DEG
 Operators:
 Test Date:2021-06-17

g Range: 0 - 180DEG
 g Interval: 1.0DEG
 Test System:EVERFINE GO-2000B_V1 SYSTEM V2.00.426
 Humidity:65.0%
 Test Distance:8.000m [K=1.0000]
 Remarks:

UTILIZATION FACTORS TABLE

NAME: LED DOWNLIGHT	TYPE:	WEIGHT:
SPEC.:	DIM.:	SERIAL No.:
MFR.: ASD LIGHTING CORP	SUR.: 0.2*0.2	Shielding Angle:

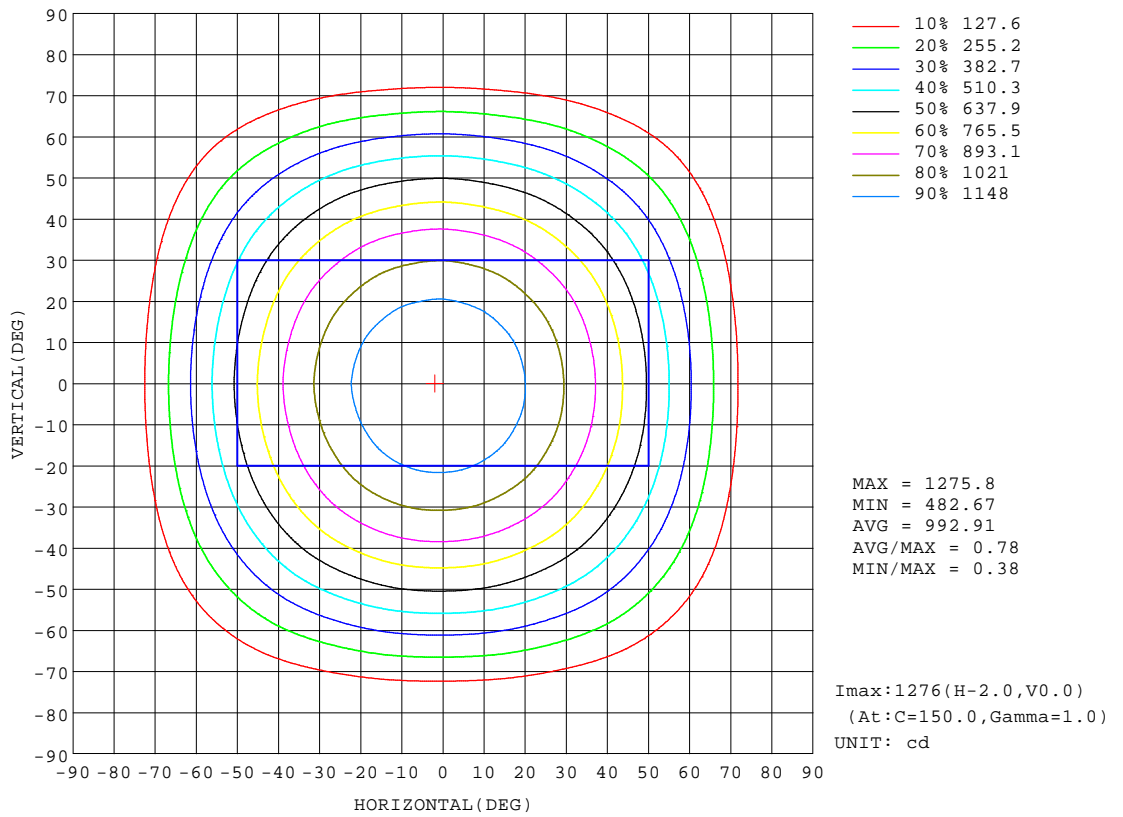
REFLECTANCE										
Ceiling	0.8	0.8	0.8	0.7	0.7	0.7	0.5	0.5	0.5	0
Walls	0.7	0.5	0.3	0.7	0.5	0.3	0.7	0.5	0.3	0
Working plane	0.2	0.2	0.2	0.2	0.2	0.2	0.2	0.2	0.2	0
ROOM INDEX	UTILIZATION FACTORS(PERCENT) $k(RI) \times RCR = 5$									
k = 0.60	61	50	44	60	50	44	59	49	43	37
0.80	71	61	54	70	60	54	69	59	53	47
1.00	80	70	63	79	69	63	77	70	62	56
1.25	87	78	71	86	77	71	83	75	70	63
1.50	92	83	77	90	82	76	87	80	75	68
2.00	98	91	85	96	89	84	93	87	83	75
2.50	102	95	90	100	93	89	96	91	87	79
3.00	105	99	94	102	97	93	98	94	90	82
4.00	108	103	99	106	101	98	101	98	95	86
5.00	110	106	102	108	104	101	103	100	98	89
ROOM INDEX	UF(total)									Direct
According to DIN EN 13032-2 2004			Suspended				SHRNOM = 1.25			

C Range: 0 - 360DEG
 C Interval: 15.0DEG
 Test Speed: HIGH
 Temperature: 25.3DEG
 Operators:
 Test Date: 2021-06-17

g Range: 0 - 180DEG
 g Interval: 1.0DEG
 Test System: EVERFINE GO-2000B_V1 SYSTEM V2.00.426
 Humidity: 65.0%
 Test Distance: 8.000m [K=1.0000]
 Remarks:

ISOCANDELA DIAGRAM

NAME: LED DOWNLIGHT	TYPE:	WEIGHT:
SPEC.:	DIM.:	SERIAL No.:
MFR.: ASD LIGHTING CORP	SUR.: 0.2*0.2	Shielding Angle:



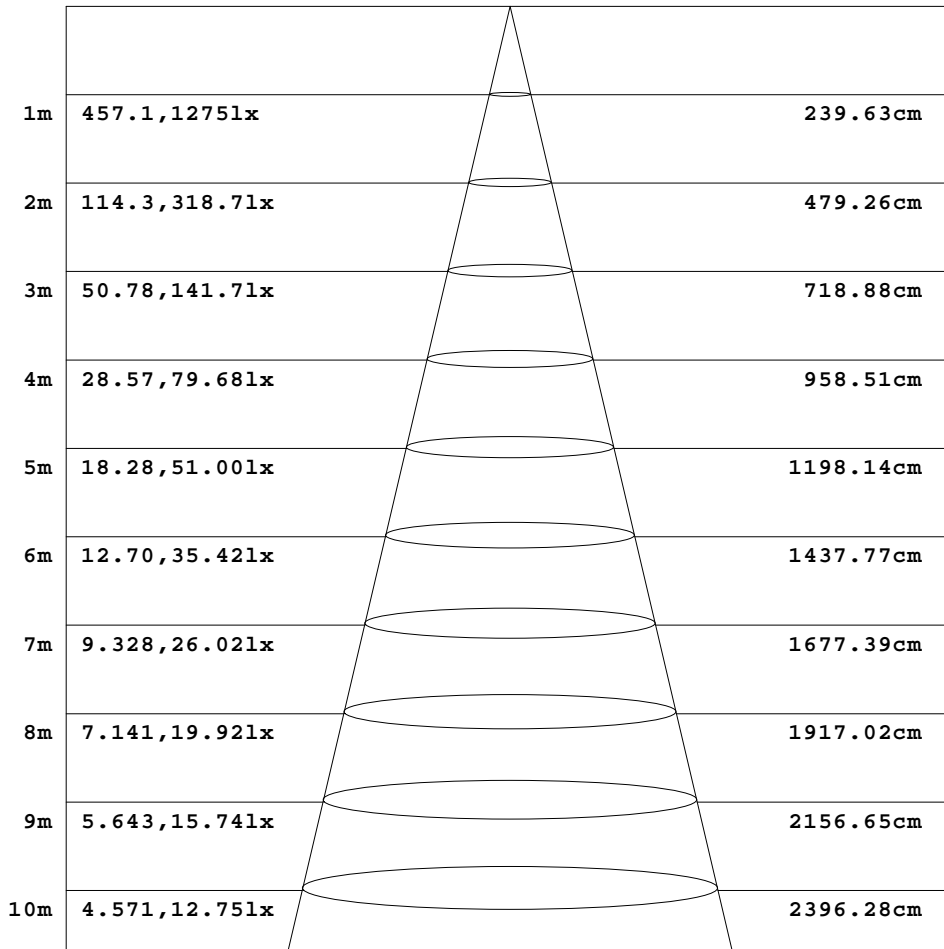
C Range: 0 - 360DEG
 C Interval: 15.0DEG
 Test Speed: HIGH
 Temperature: 25.3DEG
 Operators:
 Test Date: 2021-06-17

g Range: 0 - 180DEG
 g Interval: 1.0DEG
 Test System: EVERFINE GO-2000B_V1 SYSTEM V2.00.426
 Humidity: 65.0%
 Test Distance: 8.000m [K=1.0000]
 Remarks:

AAI Figure

NAME: LED DOWNLIGHT	TYPE:	WEIGHT:
SPEC.:	DIM.:	SERIAL No.:
MFR.: ASD LIGHTING CORP	SUR.: 0.2*0.2	Shielding Angle:

Flux out:2190 lm



Height Eavg, Emax Angle:100.30deg Diameter

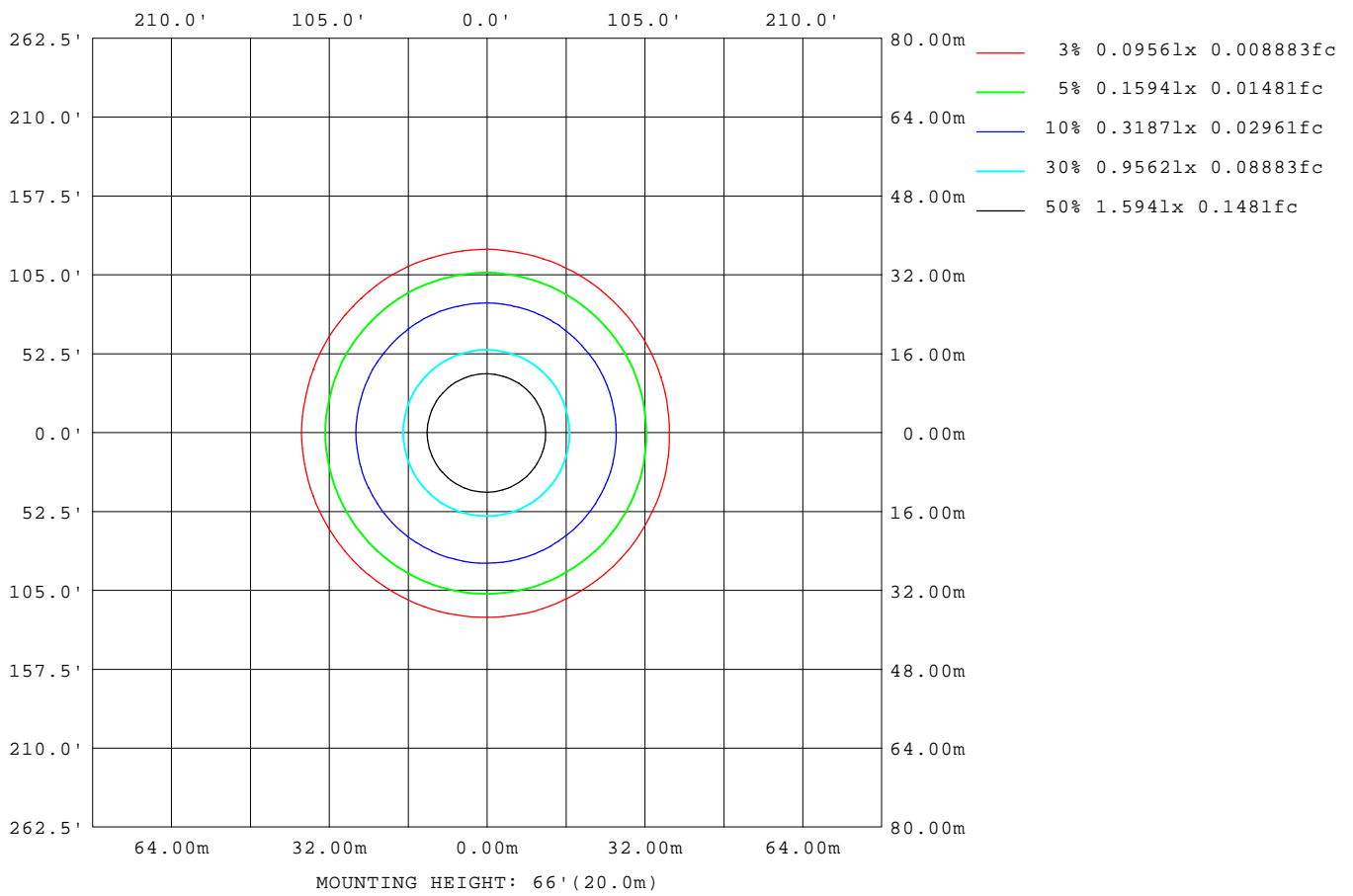
Note:The Curves indicate the illuminated area and the average illumination when the luminaire is at different distance.

C Range: 0 - 360DEG
 C Interval: 15.0DEG
 Test Speed: HIGH
 Temperature:25.3DEG
 Operators:
 Test Date:2021-06-17

g Range: 0 - 180DEG
 g Interval: 1.0DEG
 Test System:EVERFINE GO-2000B_V1 SYSTEM V2.00.426
 Humidity:65.0%
 Test Distance:8.000m [K=1.0000]
 Remarks:

ISOLUX DIAGRAM

NAME: LED DOWNLIGHT	TYPE:	WEIGHT:
SPEC.:	DIM.:	SERIAL No.:
MFR.: ASD LIGHTING CORP	SUR.: 0.2*0.2	Shielding Angle:



C Range: 0 - 360DEG
 C Interval: 15.0DEG
 Test Speed: HIGH
 Temperature: 25.3DEG
 Operators:
 Test Date: 2021-06-17

g Range: 0 - 180DEG
 g Interval: 1.0DEG
 Test System: EVERFINE GO-2000B_V1 SYSTEM V2.00.426
 Humidity: 65.0%
 Test Distance: 8.000m [K=1.0000]
 Remarks:

LED Avg.L Report

NAME: LED DOWNLIGHT	TYPE:	WEIGHT:
SPEC.:	DIM.:	SERIAL No.:
MFR.: ASD LIGHTING CORP	SUR.: 0.2*0.2	Shielding Angle:

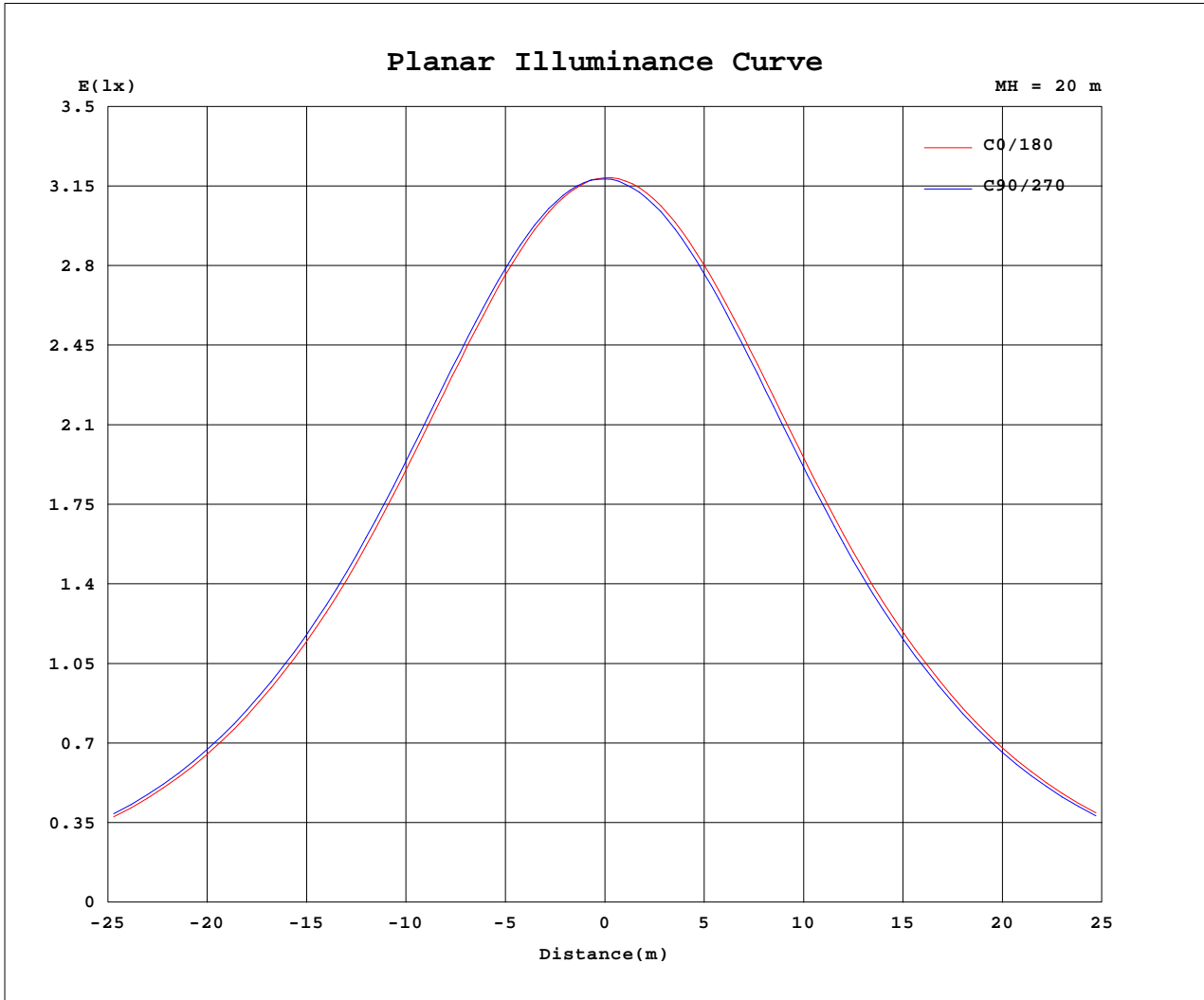
AvgL	cd/m2
L_0~180(65)av	5626
L_0~180(75)av	2482
L_0~180(85)av	1336
L_90~270(65)av	5641
L_90~270(75)av	2488
L_90~270(85)av	1140
L_45(65)av	5632
L_45(75)av	2478
L_45(85)av	1260

Standard: GB/T 29293-2012

C Range: 0 - 360DEG
 C Interval: 15.0DEG
 Test Speed: HIGH
 Temperature: 25.3DEG
 Operators:
 Test Date: 2021-06-17

g Range: 0 - 180DEG
 g Interval: 1.0DEG
 Test System: EVERFINE GO-2000B_V1 SYSTEM V2.00.426
 Humidity: 65.0%
 Test Distance: 8.000m [K=1.0000]
 Remarks:

Planar Illuminance Curve



C Range: 0 - 360DEG
 C Interval: 15.0DEG
 Test Speed: HIGH
 Temperature: 25.3DEG
 Operators:
 Test Date: 2021-06-17

g Range: 0 - 180DEG
 g Interval: 1.0DEG
 Test System: EVERFINE GO-2000B_V1 SYSTEM V2.00.426
 Humidity: 65.0%
 Test Distance: 8.000m [K=1.0000]
 Remarks:

LUMINOUS DISTRIBUTION INTENSITY DATA

NAME: LED DOWNLIGHT	TYPE:	WEIGHT:
SPEC.:	DIM.:	SERIAL No.:
MFR.: ASD LIGHTING CORP	SUR.: 0.2*0.2	Shielding Angle:

Table--1

UNIT: cd

C(DEG) g (DEG)	0	15	30	45	60	75	90	105	120	135	150	165	180	195	210	225	240	255	270
0	1273	1273	1273	1273	1273	1273	1273	1273	1273	1273	1273	1273	1273	1273	1273	1273	1273	1273	1273
5	1262	1265	1263	1264	1265	1267	1268	1270	1269	1269	1269	1270	1270	1269	1267	1266	1266	1265	1264
10	1237	1240	1240	1242	1245	1246	1248	1251	1251	1252	1251	1250	1251	1249	1249	1246	1244	1242	1240
15	1199	1202	1202	1206	1208	1213	1214	1218	1218	1220	1218	1217	1219	1216	1214	1211	1209	1205	1204
20	1147	1151	1152	1156	1159	1164	1166	1171	1171	1173	1173	1172	1173	1169	1168	1163	1160	1156	1154
25	1084	1087	1089	1095	1098	1104	1105	1110	1111	1114	1112	1111	1113	1109	1107	1102	1100	1094	1092
30	1009	1015	1016	1022	1025	1031	1034	1039	1039	1042	1040	1040	1041	1037	1035	1029	1027	1020	1019
35	927	932	933	940	944	949	952	957	957	960	959	958	959	955	953	947	945	939	937
40	839	845	846	853	855	862	865	870	870	872	870	870	872	867	865	860	858	851	849
45	737	743	744	751	753	760	762	767	766	769	767	766	768	763	762	756	755	748	747
50	626	632	633	640	642	648	649	654	653	656	653	654	655	651	650	645	643	637	635
55	510	516	517	524	525	531	531	536	534	538	535	536	537	533	532	527	527	520	519
60	392	398	399	405	406	411	411	416	414	417	414	415	416	412	412	407	407	400	400
65	274	280	280	286	286	292	291	295	294	297	293	295	297	292	293	287	288	281	281
70	162	167	167	172	172	177	176	180	178	181	178	179	181	177	178	173	173	168	168
75	71.5	73.8	73.6	76.3	76.5	79.7	79.7	82.3	81.4	82.9	81.0	81.6	82.7	79.9	80.7	77.5	77.8	74.3	74.8
80	30.7	31.2	31.0	31.5	31.2	31.7	31.5	32.5	32.5	33.1	32.8	32.8	32.8	32.0	31.9	31.1	31.0	30.3	30.4
85	13.2	13.6	13.0	13.0	12.3	12.5	12.1	13.0	13.2	14.3	14.3	14.8	14.8	14.3	14.1	13.1	12.7	11.7	11.7
90	1.00	0.96	0.98	0.95	0.96	0.93	0.94	0.92	0.93	0.92	0.95	0.96	0.87	0.82	0.80	0.81	0.81	0.81	0.81
95	1.40	1.37	1.39	1.36	1.36	1.33	1.34	1.31	1.31	1.30	1.32	1.31	1.14	1.16	1.15	1.18	1.17	1.20	1.19
100	1.88	1.85	1.86	1.84	1.84	1.80	1.81	1.78	1.78	1.77	1.78	1.78	1.58	1.60	1.60	1.62	1.62	1.65	1.65
105	2.44	2.43	2.42	2.40	2.40	2.36	2.37	2.33	2.33	2.32	2.33	2.32	2.11	2.13	2.12	2.15	2.15	2.19	2.19
110	3.07	3.03	3.03	3.01	3.00	2.96	2.97	2.93	2.93	2.92	2.92	2.93	2.69	2.70	2.70	2.73	2.73	2.76	2.77
115	3.71	3.66	3.66	3.64	3.63	3.60	3.60	3.56	3.55	3.54	3.55	3.56	3.31	3.31	3.30	3.33	3.35	3.37	3.38
120	4.35	4.30	4.29	4.27	4.26	4.23	4.22	4.18	4.18	4.16	4.17	4.18	3.92	3.91	3.91	3.94	3.96	3.98	3.99
125	4.99	4.94	4.93	4.90	4.89	4.85	4.85	4.81	4.80	4.79	4.81	4.82	4.55	4.53	4.53	4.57	4.58	4.61	4.61
130	5.61	5.54	5.54	5.52	5.52	5.47	5.47	5.41	5.39	5.37	5.41	5.43	5.16	5.13	5.12	5.15	5.18	5.21	5.21
135	6.15	6.11	6.06	6.09	6.09	6.06	6.02	5.97	5.97	5.94	5.98	5.98	5.71	5.70	5.66	5.69	5.73	5.77	5.78
140	6.71	6.68	6.61	6.64	6.64	6.55	6.56	6.55	6.55	6.52	6.52	6.55	6.26	6.26	6.22	6.23	6.27	6.31	6.32
145	7.23	7.19	7.16	7.15	7.19	7.11	7.17	7.11	7.11	7.07	7.09	7.08	6.81	6.80	6.80	6.80	6.80	6.87	6.84
150	7.75	7.72	7.71	7.69	7.69	7.69	7.66	7.64	7.64	7.59	7.65	7.62	7.37	7.37	7.36	7.38	7.36	7.44	7.39
155	8.26	8.21	8.23	8.21	8.19	8.16	8.17	8.15	8.15	8.16	8.20	8.19	7.92	7.94	7.91	7.94	7.93	7.97	7.94
160	8.71	8.68	8.71	8.71	8.67	8.64	8.66	8.65	8.64	8.67	8.67	8.67	8.45	8.47	8.46	8.47	8.47	8.50	8.48
165	9.16	9.15	9.15	9.15	9.15	9.13	9.13	9.14	9.13	9.10	9.09	9.09	8.98	8.99	9.00	8.94	8.96	8.99	8.98
170	9.44	9.47	9.49	9.50	9.48	9.47	9.45	9.47	9.47	9.46	9.49	9.46	9.38	9.42	9.41	9.41	9.37	9.38	9.38
175	9.69	9.70	9.72	9.74	9.73	9.69	9.68	9.68	9.73	9.76	9.77	9.72	9.67	9.69	9.69	9.68	9.64	9.63	9.63
180	9.83	9.83	9.84	9.86	9.82	9.80	9.80	9.81	9.84	9.87	9.84	9.81	9.82	9.83	9.84	9.86	9.82	9.80	9.79

C Range: 0 - 360DEG
 C Interval: 15.0DEG
 Test Speed: HIGH
 Temperature: 25.3DEG
 Operators:
 Test Date: 2021-06-17

g Range: 0 - 180DEG
 g Interval: 1.0DEG
 Test System: EVERFINE GO-2000B_V1 SYSTEM V2.00.426
 Humidity: 65.0%
 Test Distance: 8.000m [K=1.0000]
 Remarks:

LUMINOUS DISTRIBUTION INTENSITY DATA

NAME: LED DOWNLIGHT	TYPE:	WEIGHT:
SPEC.:	DIM.:	SERIAL No.:
MFR.: ASD LIGHTING CORP	SUR.: 0.2*0.2	Shielding Angle:

Table--2

UNIT: cd

C(DEG) g (DEG)	285	300	315	330	345														
0	1273	1273	1273	1273	1273														
5	1263	1263	1262	1263	1262														
10	1239	1238	1237	1238	1237														
15	1201	1200	1198	1199	1199														
20	1150	1150	1147	1149	1147														
25	1088	1087	1083	1086	1084														
30	1014	1013	1009	1011	1010														
35	931	930	927	928	927														
40	845	843	839	841	839														
45	740	740	735	739	737														
50	629	629	624	627	626														
55	513	512	509	511	510														
60	394	394	390	393	391														
65	276	276	272	276	274														
70	164	165	162	164	163														
75	72.0	73.1	71.1	73.1	71.9														
80	30.1	30.6	30.4	31.1	30.8														
85	11.4	12.1	12.3	13.2	13.3														
90	0.83	0.82	0.85	0.83	0.84														
95	1.22	1.20	1.22	1.21	1.22														
100	1.68	1.66	1.68	1.67	1.67														
105	2.21	2.21	2.23	2.21	2.22														
110	2.79	2.79	2.82	2.79	2.81														
115	3.40	3.40	3.42	3.40	3.42														
120	4.01	4.01	4.02	4.00	4.04														
125	4.62	4.61	4.63	4.63	4.67														
130	5.21	5.20	5.23	5.21	5.26														
135	5.79	5.77	5.75	5.78	5.80														
140	6.33	6.32	6.31	6.30	6.35														
145	6.85	6.87	6.87	6.86	6.87														
150	7.44	7.42	7.42	7.41	7.42														
155	7.97	7.96	8.01	8.00	7.97														
160	8.50	8.49	8.52	8.52	8.47														
165	9.01	8.99	8.98	8.95	8.95														
170	9.44	9.42	9.39	9.33	9.31														
175	9.66	9.68	9.68	9.64	9.62														
180	9.81	9.85	9.86	9.84	9.82														

C Range: 0 - 360DEG
 C Interval: 15.0DEG
 Test Speed: HIGH
 Temperature:25.3DEG
 Operators:
 Test Date:2021-06-17

g Range: 0 - 180DEG
 g Interval: 1.0DEG
 Test System:EVERFINE GO-2000B_V1 SYSTEM V2.00.426
 Humidity:65.0%
 Test Distance:8.000m [K=1.0000]
 Remarks: