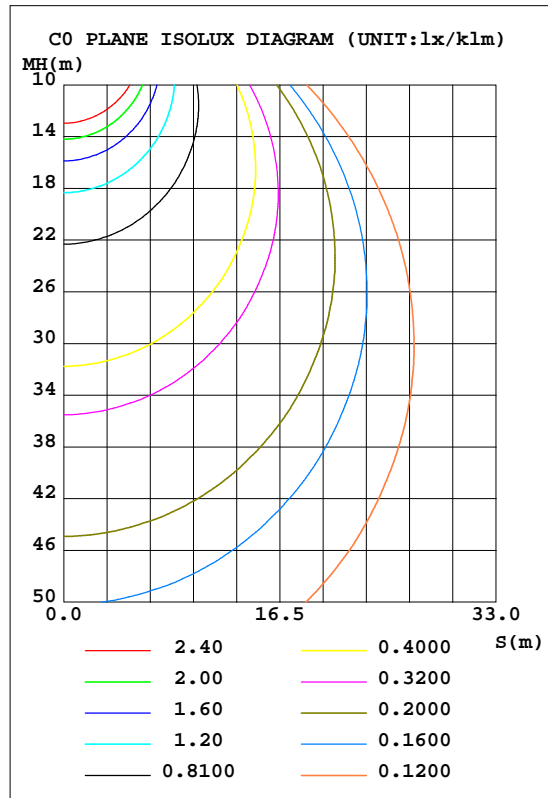
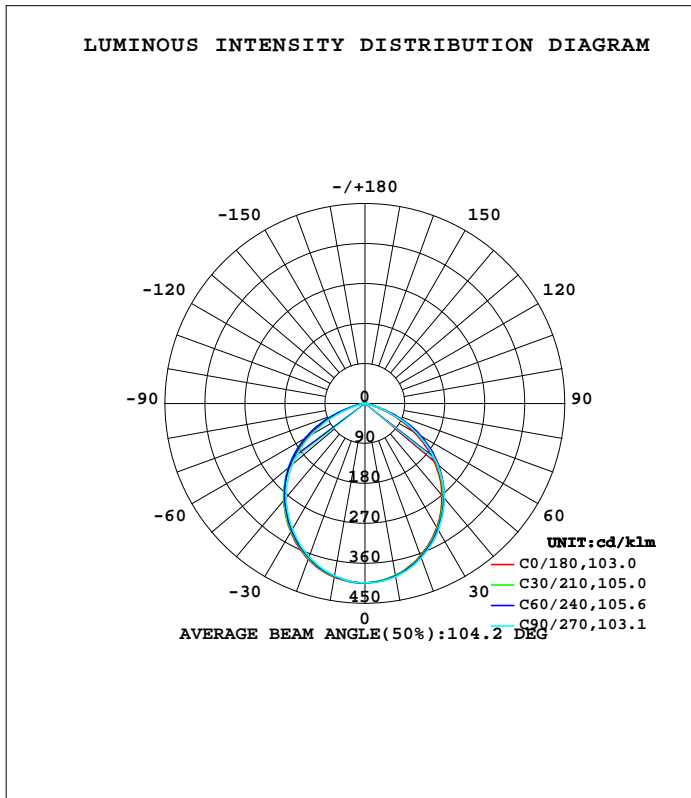


LUMINAIRE PHOTOMETRIC TEST REPORT

Test:U:120.20V I:0.1467A P:14.340W PF:0.8133 Freq:59.98Hz Lamp Flux:1061.17x1 lm		
NAME: LED DOWNLIGHT	TYPE:	WEIGHT:
SPEC.:	DIM.:	SERIAL No.:
MFR.: ASD LIGHTING CORP	SUR.:	Shielding Angle:

DATA OF LAMP		PHOTOMETRIC DATA Eff: 74.00 lm/W			
MODEL: LRKS-6D15AC-WH (3500K)		I _{max} (cd/klm)	404.2	S/MH(C0/180)	1.24
NOMINAL POWER(W)	15	LOR(%)	100.0	S/MH(C90/270)	1.21
RATED VOLTAGE(V)	120	TOTAL FLUX(lm/klm)	1000.00	h UP, DN(C0-180)	0.5, 49.5
NOMINAL FLUX(lm)	1061.17	CIE CLASS	DIRECT	h UP, DN(C180-360)	0.4, 49.6
LAMPS INSIDE	1	h up(%)	0.9	CIBSE SHR NOM	1.25
TEST VOLTAGE(V)	120	h down(%)	99.1	CIBSE SHR MAX	1.35



C Range: 0 - 360DEG
 C Interval: 15.0DEG
 Test Speed: HIGH
 Temperature: 25.3DEG
 Operators:
 Test Date: 2022-03-12

g Range: 0 - 180DEG
 g Interval: 1.0DEG
 Test System: EVERFINE GO-2000B_V1 SYSTEM V2.00.426
 Humidity: 65.0%
 Test Distance: 8.000m [K=1.0625]
 Remarks:

ZONAL FLUX DIAGRAM

ZONAL FLUX DIAGRAM:

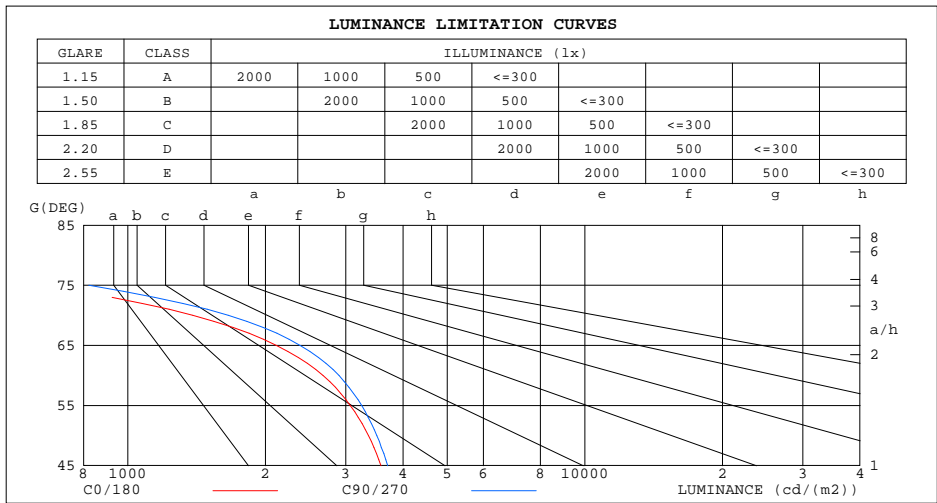
g	C0	C45	C90	C135	C180	C225	C270	C315	g	F zone	F total	%lum,lamp
10	393.1	394.7	395.6	397.5	397.2	395.6	394.0	393.1	0- 10	38.11	38.11	3.81,3.81
20	364.4	368.3	370.2	374.2	373.5	370.7	367.1	365.9	10- 20	108.3	146.4	14.6,14.6
30	322.7	327.6	329.8	334.8	334.2	331.3	326.2	324.1	20- 30	161.4	307.8	30.8,30.8
40	270.2	277.3	278.1	285.8	284.7	282.0	276.3	273.5	30- 40	190.5	498.3	49.8,49.8
50	203.9	219.1	212.4	229.1	221.6	225.9	213.0	216.5	40- 50	192.1	690.5	69,69
60	126.0	147.1	136.5	159.3	145.5	158.0	136.5	146.7	50- 60	162.5	853.0	85.3,85.3
70	44.70	61.98	53.48	76.01	62.43	75.67	54.58	62.51	60- 70	102.1	955.1	95.5,95.5
80	8.839	9.321	9.515	11.66	11.14	12.07	10.32	9.517	70- 80	31.12	986.2	98.6,98.6
90	0.2635	0.2782	0.2345	0.2399	0.7233	0.2580	0.1823	0.2253	80- 90	4.983	991.2	99.1,99.1
100	0.5938	0.5994	0.5411	0.5327	0.4365	0.4742	0.4653	0.5320	90-100	0.4022	991.6	99.2,99.2
110	1.001	0.9876	0.9436	0.9211	0.8200	0.8432	0.8630	0.9156	100-110	0.7549	992.3	99.2,99.2
120	1.442	1.409	1.375	1.338	1.251	1.260	1.294	1.333	110-120	1.115	993.5	99.3,99.3
130	1.845	1.788	1.763	1.708	1.649	1.644	1.731	1.707	120-130	1.378	994.8	99.5,99.5
140	2.190	2.138	2.122	2.072	1.985	1.993	2.113	2.062	130-140	1.476	996.3	99.6,99.6
150	2.511	2.497	2.444	2.436	2.325	2.362	2.402	2.556	140-150	1.407	997.7	99.8,99.8
160	2.785	2.770	2.746	2.724	2.655	2.674	2.689	2.728	150-160	1.195	998.9	99.9,99.9
170	3.000	3.005	2.985	2.973	2.919	2.923	2.962	2.983	160-170	0.8046	999.7	100,100
180	3.086	3.110	3.086	3.122	3.091	3.106	3.091	3.117	170-180	0.2887	1000.0	100,100
DEG	LUMINOUS INTENSITY:cd/klm									UNIT:lm/klm		

C Range: 0 - 360DEG
 C Interval: 15.0DEG
 Test Speed: HIGH
 Temperature:25.3DEG
 Operators:
 Test Date:2022-03-12

g Range: 0 - 180DEG
 g Interval: 1.0DEG
 Test System:EVERFINE GO-2000B_V1 SYSTEM V2.00.426
 Humidity:65.0%
 Test Distance:8.000m [K=1.0625]
 Remarks:

LUMINANCE LIMITATION CURVES

Test:U:120.20V I:0.1467A P:14.340W PF:0.8133 Freq:59.98Hz Lamp Flux:1061.17x1 lm		
NAME: LED DOWNLIGHT	TYPE:	WEIGHT:
SPEC.:	DIM.:	SERIAL No.:
MFR.: ASD LIGHTING CORP	SUR.:	Shielding Angle:



LUMINANCE cd/(m2)		
G(DEG)	C0/180	C90/270
85	432	439
80	540	581
75	667	822
70	1387	1659
65	2115	2382
60	2673	2898
55	3069	3250
50	3365	3507
45	3579	3703

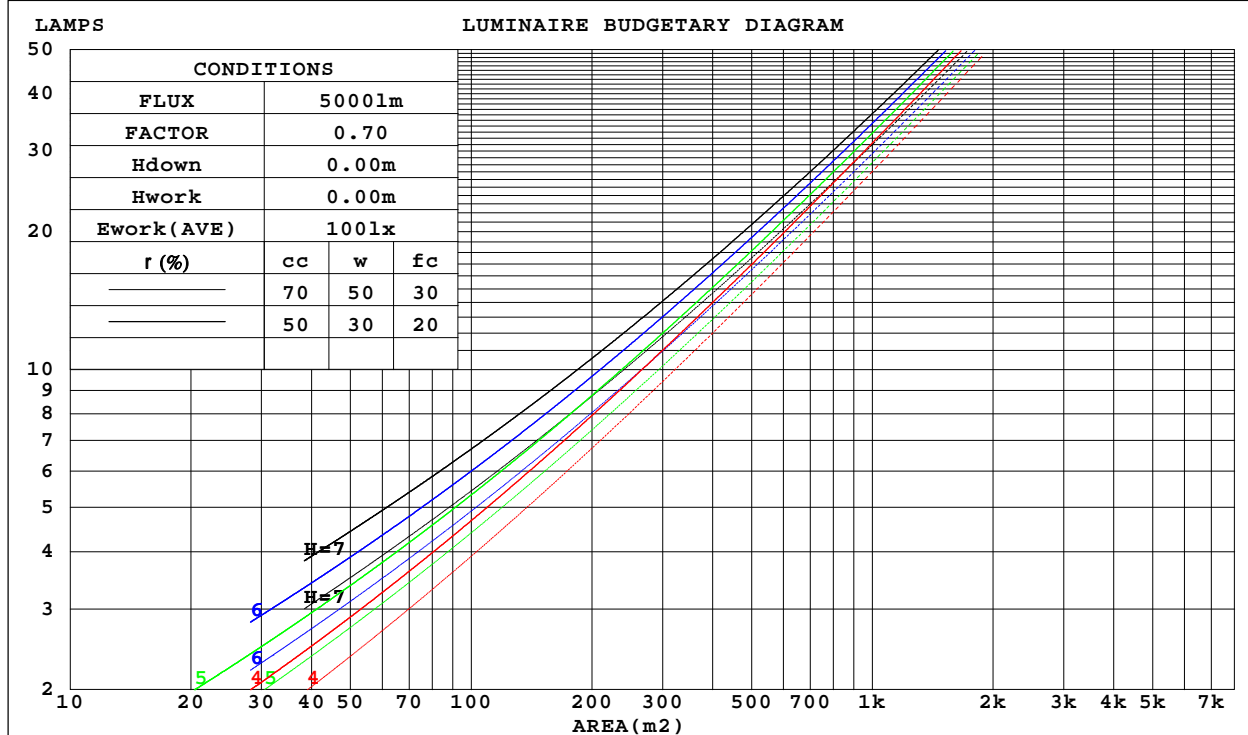
C Range: 0 - 360DEG
 C Interval: 15.0DEG
 Test Speed: HIGH
 Temperature: 25.3DEG
 Operators:
 Test Date: 2022-03-12

g Range: 0 - 180DEG
 g Interval: 1.0DEG
 Test System: EVERFINE GO-2000B_V1 SYSTEM V2.00.426
 Humidity: 65.0%
 Test Distance: 8.000m [K=1.0625]
 Remarks:

CU AND LUMINAIRE BUDGETARY ESTIMATE DIAGRAM

Test:U:120.20V I:0.1467A P:14.340W PF:0.8133 Freq:59.98Hz Lamp Flux:1061.17x1 lm		
NAME: LED DOWNLIGHT	TYPE:	WEIGHT:
SPEC.:	DIM.:	SERIAL No.:
MFR.: ASD LIGHTING CORP	SUR.:	Shielding Angle:

r _{cc}	80%			70%			50%			30%			10%			0
r _w	50%	30%	10%	50%	30%	10%	50%	30%	10%	50%	30%	10%	50%	30%	10%	0
r _{fc}	20%			20%			20%			20%			20%			0
RCR	RCR:Room Cavity Ratio			Coefficients of Utilization(CU)												
0.0	1.19	1.19	1.19	1.16	1.16	1.16	1.11	1.11	1.11	1.06	1.06	1.06	1.01	1.01	1.01	.99
1.0	1.06	1.02	.99	1.03	1.00	.97	.99	.96	.94	.95	.93	.91	.91	.90	.88	.86
2.0	.93	.87	.82	.91	.86	.81	.88	.83	.79	.84	.81	.77	.81	.78	.75	.73
3.0	.83	.75	.69	.81	.74	.68	.78	.72	.67	.75	.70	.66	.73	.68	.65	.63
4.0	.74	.65	.59	.72	.65	.59	.70	.63	.58	.67	.62	.57	.65	.60	.56	.54
5.0	.66	.58	.51	.65	.57	.51	.63	.56	.50	.61	.55	.50	.59	.53	.49	.47
6.0	.60	.51	.45	.59	.51	.45	.57	.50	.44	.55	.49	.44	.53	.48	.43	.41
7.0	.54	.46	.40	.53	.45	.40	.52	.45	.39	.50	.44	.39	.49	.43	.39	.37
8.0	.49	.41	.36	.49	.41	.35	.47	.40	.35	.46	.40	.35	.45	.39	.35	.33
9.0	.45	.37	.32	.45	.37	.32	.44	.37	.32	.43	.36	.32	.41	.36	.31	.30
10.0	.42	.34	.29	.41	.34	.29	.40	.34	.29	.39	.33	.29	.38	.33	.29	.27



C Range: 0 - 360DEG
 C Interval: 15.0DEG
 Test Speed: HIGH
 Temperature:25.3DEG
 Operators:
 Test Date:2022-03-12

g Range: 0 - 180DEG
 g Interval: 1.0DEG
 Test System:EVERFINE GO-2000B_V1 SYSTEM V2.00.426
 Humidity:65.0%
 Test Distance:8.000m [K=1.0625]
 Remarks:

WEC AND CCEC

Test:U:120.20V I:0.1467A P:14.340W PF:0.8133 Freq:59.98Hz Lamp Flux:1061.17x1 lm		
NAME: LED DOWNLIGHT	TYPE:	WEIGHT:
SPEC.:	DIM.:	SERIAL No.:
MFR.: ASD LIGHTING CORP	SUR.:	Shielding Angle:

rcc	80%			70%			50%			30%			10%			0
rw	50%	30%	10%	50%	30%	10%	50%	30%	10%	50%	30%	10%	50%	30%	10%	0
rfc	20%			20%			20%			20%			20%			0
RCR	RCR:Room Cavity Ratio						Wall Exitance Coefficients(WEC)									
0.0																
1.0	.270	.153	.049	.262	.150	.048	.249	.143	.046	.236	.136	.044	.225	.130	.042	
2.0	.262	.144	.044	.256	.141	.043	.244	.136	.042	.233	.131	.041	.223	.126	.040	
3.0	.248	.132	.039	.242	.130	.039	.231	.125	.038	.222	.121	.037	.213	.118	.036	
4.0	.232	.121	.035	.227	.119	.035	.218	.115	.034	.209	.112	.034	.201	.109	.033	
5.0	.217	.111	.032	.212	.109	.032	.204	.106	.031	.196	.104	.031	.189	.101	.030	
6.0	.203	.102	.029	.199	.100	.029	.192	.098	.029	.185	.096	.028	.178	.094	.028	
7.0	.190	.094	.027	.187	.093	.026	.180	.091	.026	.174	.089	.026	.168	.087	.026	
8.0	.178	.087	.025	.175	.086	.024	.169	.085	.024	.164	.083	.024	.158	.081	.024	
9.0	.168	.081	.023	.165	.080	.023	.160	.079	.022	.155	.078	.022	.150	.076	.022	
10.0	.158	.076	.021	.156	.075	.021	.151	.074	.021	.146	.073	.021	.142	.071	.021	

rcc	80%			70%			50%			30%			10%			0
rw	50%	30%	10%	50%	30%	10%	50%	30%	10%	50%	30%	10%	50%	30%	10%	0
rfc	20%			20%			20%			20%			20%			0
RCR	RCR:Room Cavity Ratio						Ceiling Cavity Exitance Coefficients(CCEC)									
0.0	.197	.197	.197	.169	.169	.169	.115	.115	.115	.066	.066	.066	.021	.021	.021	
1.0	.184	.163	.144	.158	.140	.124	.108	.096	.086	.062	.056	.050	.020	.018	.016	
2.0	.175	.139	.108	.150	.120	.094	.103	.083	.065	.059	.048	.038	.019	.016	.012	
3.0	.167	.121	.084	.143	.104	.073	.098	.073	.051	.057	.042	.030	.018	.014	.010	
4.0	.159	.107	.068	.137	.093	.059	.094	.065	.041	.054	.038	.025	.018	.012	.008	
5.0	.152	.097	.056	.131	.084	.049	.090	.059	.034	.052	.034	.020	.017	.011	.007	
6.0	.146	.089	.048	.125	.077	.041	.086	.054	.029	.050	.032	.017	.016	.010	.006	
7.0	.139	.082	.041	.120	.071	.036	.083	.050	.026	.048	.029	.015	.016	.010	.005	
8.0	.133	.076	.037	.114	.066	.032	.079	.046	.023	.046	.027	.013	.015	.009	.004	
9.0	.127	.071	.033	.110	.062	.029	.076	.043	.020	.044	.026	.012	.014	.008	.004	
10.0	.122	.067	.030	.105	.058	.026	.073	.041	.019	.042	.024	.011	.014	.008	.004	

C Range: 0 - 360DEG
 C Interval: 15.0DEG
 Test Speed: HIGH
 Temperature:25.3DEG
 Operators:
 Test Date:2022-03-12

g Range: 0 - 180DEG
 g Interval: 1.0DEG
 Test System:EVERFINE GO-2000B_V1 SYSTEM V2.00.426
 Humidity:65.0%
 Test Distance:8.000m [K=1.0625]
 Remarks:

UGR(Unified Glare Rating) Table

Test:U:120.20V I:0.1467A P:14.340W PF:0.8133 Freq:59.98Hz Lamp Flux:1061.17x1 lm										
NAME: LED DOWNLIGHT					TYPE:			WEIGHT:		
SPEC.:					DIM.:			SERIAL No.:		
MFR.: ASD LIGHTING CORP					SUR.:			Shielding Angle:		
ceiling/cavity	0.7	0.7	0.5	0.5	0.3	0.7	0.7	0.5	0.5	0.3
walls	0.5	0.3	0.5	0.3	0.3	0.5	0.3	0.5	0.3	0.3
working plane	0.2	0.2	0.2	0.2	0.2	0.2	0.2	0.2	0.2	0.2
Room dimensions	Viewed crosswise					Viewed endwise				
x = 2H y = 2H	15.5	17.1	15.9	17.4	17.7	16.1	17.6	16.4	17.9	18.3
3H	16.3	17.7	16.7	18.0	18.4	17.0	18.4	17.4	18.7	19.1
4H	16.3	17.6	16.7	18.0	18.4	17.1	18.4	17.5	18.7	19.1
6H	16.3	17.5	16.8	17.9	18.3	17.1	18.2	17.5	18.6	19.0
8H	16.3	17.4	16.8	17.8	18.3	17.0	18.2	17.5	18.6	19.0
12H	16.3	17.4	16.7	17.8	18.2	17.0	18.1	17.5	18.5	19.0
4H 2H	16.1	17.4	16.5	17.8	18.2	16.7	18.0	17.1	18.3	18.7
3H	17.0	18.0	17.4	18.4	18.9	17.8	18.8	18.2	19.2	19.7
4H	17.0	18.0	17.5	18.4	18.9	17.9	18.8	18.3	19.3	19.7
6H	17.0	17.9	17.5	18.3	18.8	17.9	18.7	18.4	19.2	19.7
8H	17.0	17.8	17.5	18.3	18.8	17.9	18.7	18.4	19.1	19.6
12H	17.0	17.7	17.5	18.2	18.7	17.9	18.6	18.4	19.1	19.5
8H 4H	17.1	17.8	17.5	18.3	18.8	18.0	18.7	18.4	19.2	19.7
6H	17.1	17.7	17.6	18.2	18.7	18.0	18.6	18.5	19.1	19.6
8H	17.1	17.7	17.6	18.2	18.7	18.0	18.6	18.5	19.1	19.6
12H	17.1	17.6	17.6	18.1	18.7	18.0	18.5	18.5	19.0	19.6
12H 4H	17.0	17.7	17.5	18.2	18.7	17.9	18.6	18.4	19.1	19.6
6H	17.1	17.6	17.6	18.1	18.7	18.0	18.5	18.5	19.0	19.6
8H	17.1	17.6	17.6	18.1	18.7	18.0	18.5	18.5	19.0	19.6
CIE190: 2010										

CIE190: 2010
Area: 0.1 m2

C Range: 0 - 360DEG
C Interval: 15.0DEG
Test Speed: HIGH
Temperature:25.3DEG
Operators:
Test Date:2022-03-12

g Range: 0 - 180DEG
g Interval: 1.0DEG
Test System:EVERFINE GO-2000B_V1 SYSTEM V2.00.426
Humidity:65.0%
Test Distance:8.000m [K=1.0625]
Remarks:

UTILIZATION FACTORS TABLE

Test:U:120.20V I:0.1467A P:14.340W PF:0.8133 Freq:59.98Hz Lamp Flux:1061.17x1 lm		
NAME: LED DOWNLIGHT	TYPE:	WEIGHT:
SPEC.:	DIM.:	SERIAL No.:
MFR.: ASD LIGHTING CORP	SUR.:	Shielding Angle:

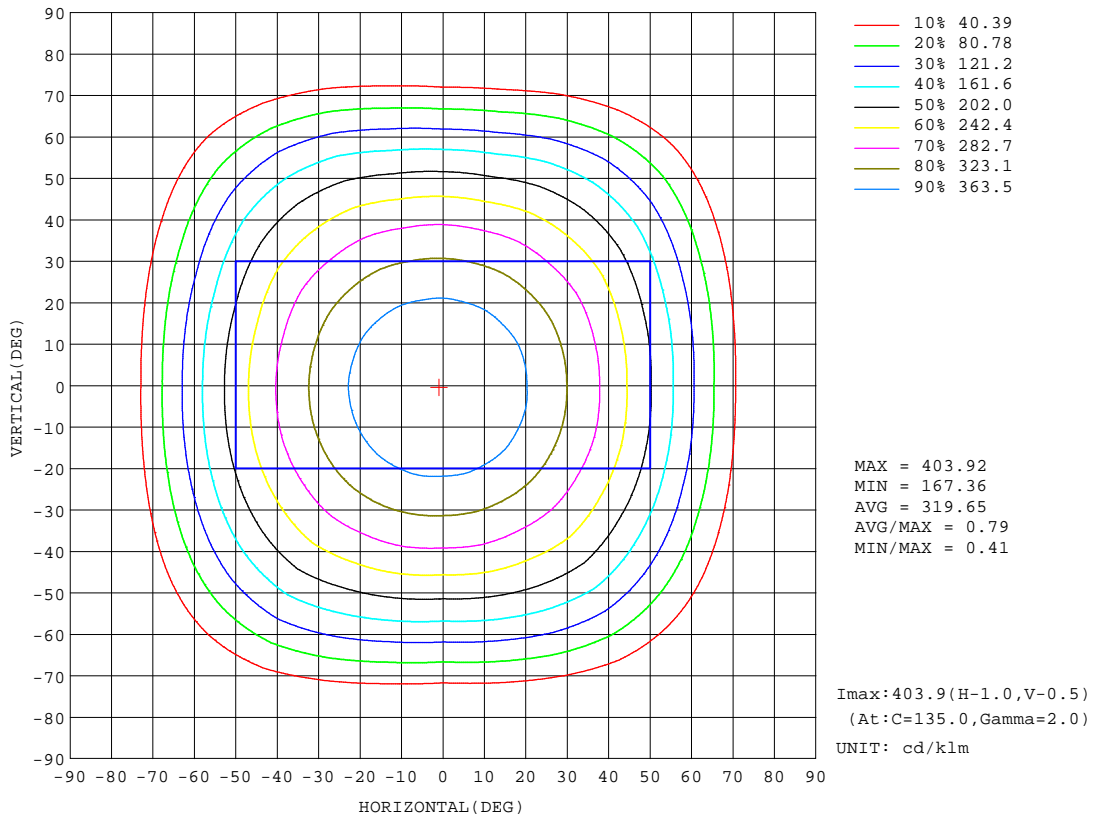
REFLECTANCE										
Ceiling	0.8	0.8	0.8	0.7	0.7	0.7	0.5	0.5	0.5	0
Walls	0.7	0.5	0.3	0.7	0.5	0.3	0.7	0.5	0.3	0
Working plane	0.2	0.2	0.2	0.2	0.2	0.2	0.2	0.2	0.2	0
ROOM INDEX	UTILIZATION FACTORS (PERCENT) $k(RI) \times RCR = 5$									
k = 0.60	60	49	42	59	49	42	58	48	42	36
0.80	70	60	53	69	59	52	68	58	52	45
1.00	79	69	62	78	68	62	76	69	61	54
1.25	86	77	70	85	76	70	82	74	69	62
1.50	91	82	76	89	81	75	86	79	74	67
2.00	98	90	84	96	89	83	92	86	82	74
2.50	101	94	89	99	93	88	95	90	86	78
3.00	104	98	93	102	97	92	98	94	90	82
4.00	108	103	99	105	101	97	101	98	94	86
5.00	110	106	102	107	104	101	103	100	97	88
ROOM INDEX	UF(total)									Direct
According to DIN EN 13032-2 2004			Suspended				SHRNOM = 1.25			

C Range: 0 - 360DEG
 C Interval: 15.0DEG
 Test Speed: HIGH
 Temperature: 25.3DEG
 Operators:
 Test Date: 2022-03-12

g Range: 0 - 180DEG
 g Interval: 1.0DEG
 Test System: EVERFINE GO-2000B_V1 SYSTEM V2.00.426
 Humidity: 65.0%
 Test Distance: 8.000m [K=1.0625]
 Remarks:

ISOCANDELA DIAGRAM

Test:U:120.20V I:0.1467A P:14.340W PF:0.8133 Freq:59.98Hz Lamp Flux:1061.17x1 lm		
NAME: LED DOWNLIGHT	TYPE:	WEIGHT:
SPEC.:	DIM.:	SERIAL No.:
MFR.: ASD LIGHTING CORP	SUR.:	Shielding Angle:



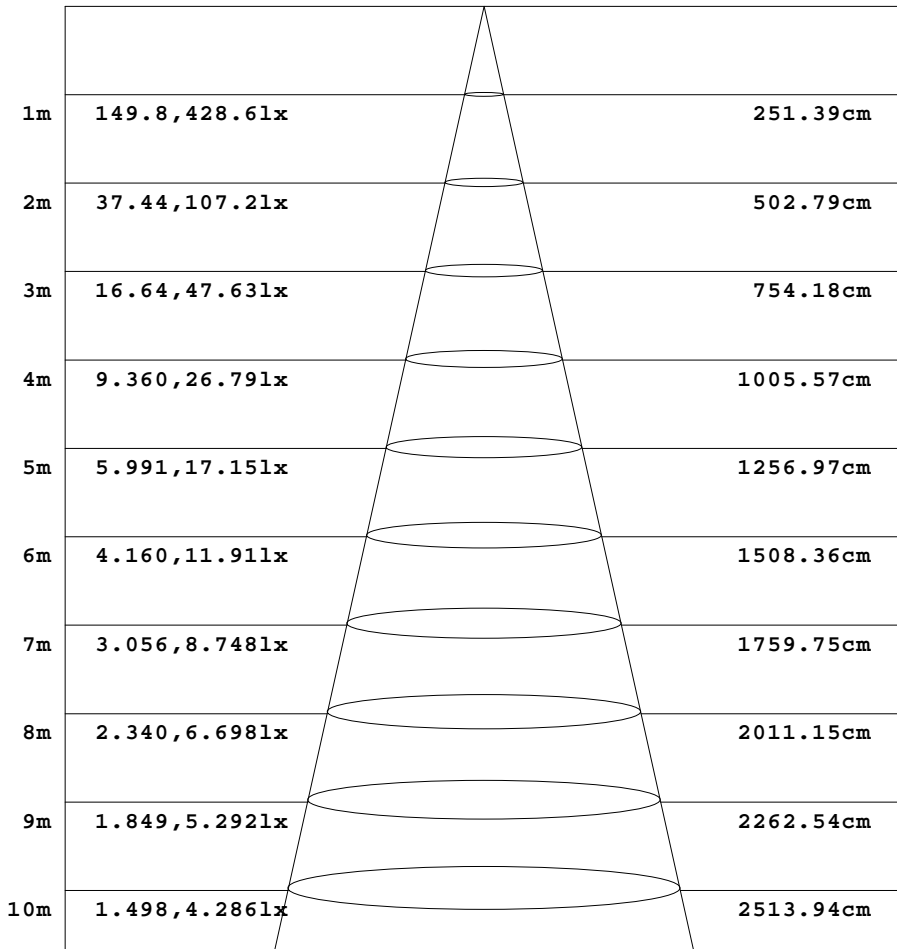
C Range: 0 - 360DEG
 C Interval: 15.0DEG
 Test Speed: HIGH
 Temperature:25.3DEG
 Operators:
 Test Date:2022-03-12

g Range: 0 - 180DEG
 g Interval: 1.0DEG
 Test System:EVERFINE GO-2000B_V1 SYSTEM V2.00.426
 Humidity:65.0%
 Test Distance:8.000m [K=1.0625]
 Remarks:

AAI Figure

Test:U:120.20V I:0.1467A P:14.340W PF:0.8133 Freq:59.98Hz Lamp Flux:1061.17x1 lm		
NAME: LED DOWNLIGHT	TYPE:	WEIGHT:
SPEC.:	DIM.:	SERIAL No.:
MFR.: ASD LIGHTING CORP	SUR.:	Shielding Angle:

Flux out:770.8 lm



Height Eavg, Emax Angle:102.99deg Diameter

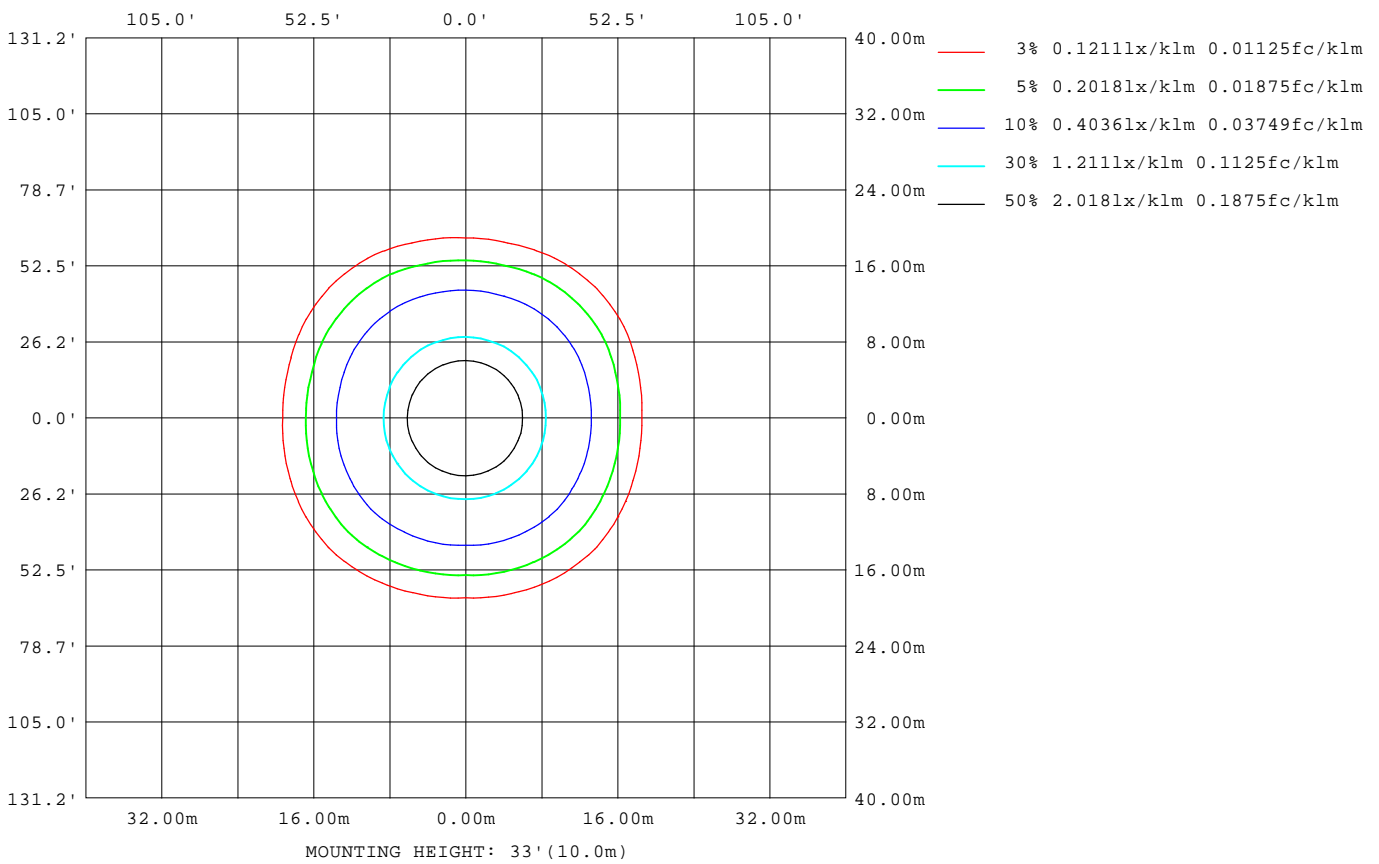
Note:The Curves indicate the illuminated area and the average illumination when the luminaire is at different distance.

C Range: 0 - 360DEG
 C Interval: 15.0DEG
 Test Speed: HIGH
 Temperature:25.3DEG
 Operators:
 Test Date:2022-03-12

g Range: 0 - 180DEG
 g Interval: 1.0DEG
 Test System:EVERFINE GO-2000B_V1 SYSTEM V2.00.426
 Humidity:65.0%
 Test Distance:8.000m [K=1.0625]
 Remarks:

ISOLUX DIAGRAM

Test:U:120.20V I:0.1467A P:14.340W PF:0.8133 Freq:59.98Hz Lamp Flux:1061.17x1 lm		
NAME: LED DOWNLIGHT	TYPE:	WEIGHT:
SPEC.:	DIM.:	SERIAL No.:
MFR.: ASD LIGHTING CORP	SUR.:	Shielding Angle:



C Range: 0 - 360DEG
 C Interval: 15.0DEG
 Test Speed: HIGH
 Temperature: 25.3DEG
 Operators:
 Test Date: 2022-03-12

g Range: 0 - 180DEG
 g Interval: 1.0DEG
 Test System: EVERFINE GO-2000B_V1 SYSTEM V2.00.426
 Humidity: 65.0%
 Test Distance: 8.000m [K=1.0625]
 Remarks:

LED Avg.L Report

Test:U:120.20V I:0.1467A P:14.340W PF:0.8133 Freq:59.98Hz Lamp Flux:1061.17x1 lm		
NAME: LED DOWNLIGHT	TYPE:	WEIGHT:
SPEC.:	DIM.:	SERIAL No.:
MFR.: ASD LIGHTING CORP	SUR.:	Shielding Angle:

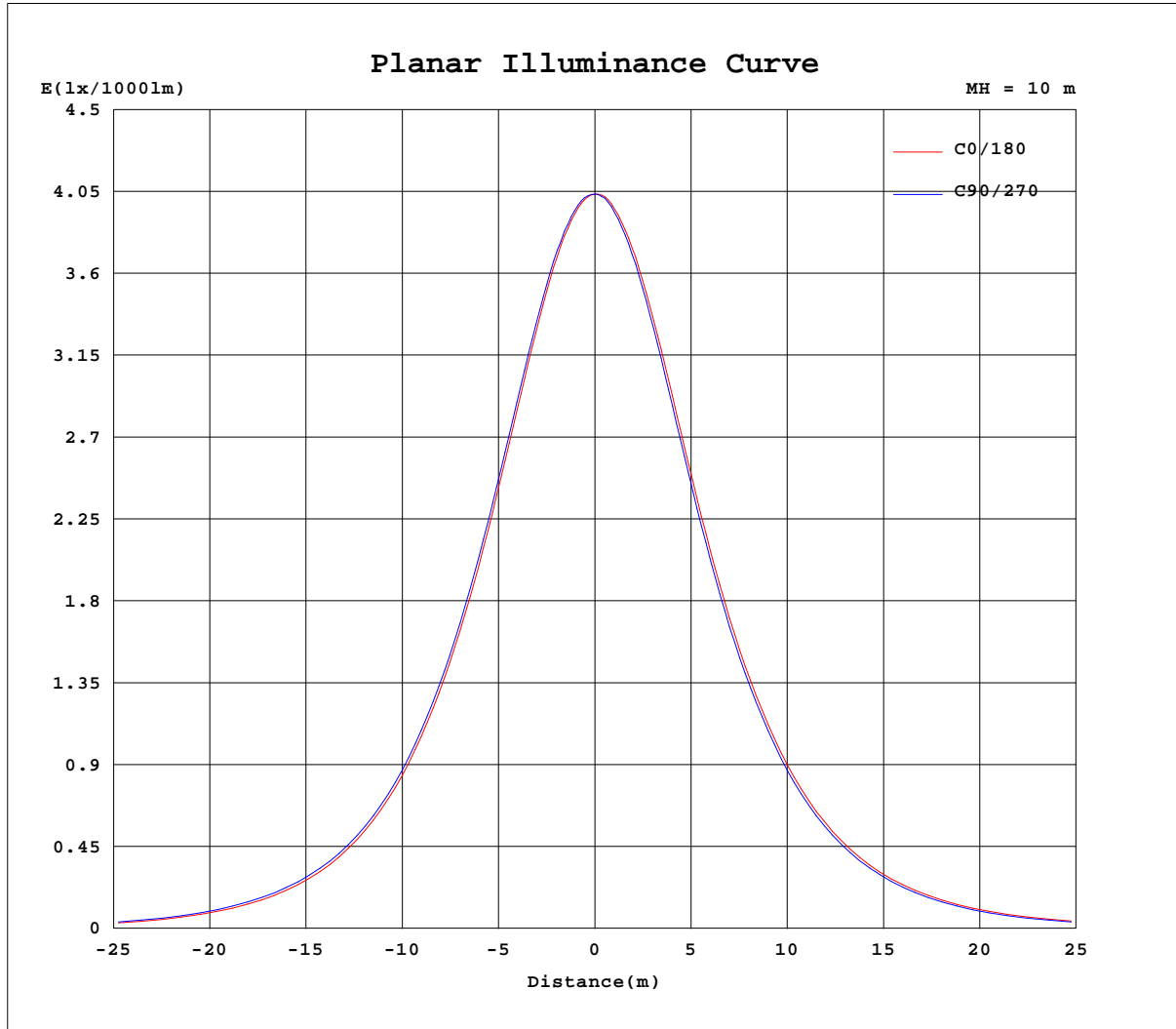
AvgL	cd/m2
L_0~180(65)av	2362
L_0~180(75)av	890
L_0~180(85)av	569
L_90~270(65)av	2382
L_90~270(75)av	871
L_90~270(85)av	486
L_45(65)av	2828
L_45(75)av	1242
L_45(85)av	532

Standard: GB/T 29293-2012

C Range: 0 - 360DEG
C Interval: 15.0DEG
Test Speed: HIGH
Temperature:25.3DEG
Operators:
Test Date:2022-03-12

g Range: 0 - 180DEG
g Interval: 1.0DEG
Test System:EVERFINE GO-2000B_V1 SYSTEM V2.00.426
Humidity:65.0%
Test Distance:8.000m [K=1.0625]
Remarks:

Planar Illuminance Curve



C Range: 0 - 360DEG
 C Interval: 15.0DEG
 Test Speed: HIGH
 Temperature: 25.3DEG
 Operators:
 Test Date: 2022-03-12

g Range: 0 - 180DEG
 g Interval: 1.0DEG
 Test System: EVERFINE GO-2000B_V1 SYSTEM V2.00.426
 Humidity: 65.0%
 Test Distance: 8.000m [K=1.0625]
 Remarks:

LUMINOUS DISTRIBUTION INTENSITY DATA

Test:U:120.20V I:0.1467A P:14.340W PF:0.8133 Freq:59.98Hz Lamp Flux:1061.17x1 lm		
NAME: LED DOWNLIGHT	TYPE:	WEIGHT:
SPEC.:	DIM.:	SERIAL No.:
MFR.: ASD LIGHTING CORP	SUR.:	Shielding Angle:

Table--1

UNIT: cd/klm

C(DEG) g (DEG)	0	15	30	45	60	75	90	105	120	135	150	165	180	195	210	225	240	255	270
0	404	404	404	404	404	404	404	404	404	404	404	404	404	404	404	404	404	404	404
5	401	401	400	402	401	402	402	402	402	403	403	403	403	402	402	402	401	401	401
10	393	393	393	395	395	396	396	396	397	397	397	397	397	396	396	396	395	394	394
15	381	382	382	384	384	385	385	386	387	388	387	387	387	386	386	385	384	383	383
20	364	366	366	368	368	370	370	371	372	374	374	374	374	372	372	371	369	368	367
25	345	346	348	349	349	351	352	353	354	356	356	356	355	354	353	353	351	349	348
30	323	324	325	328	328	330	330	332	333	335	334	335	334	333	333	331	330	327	326
35	298	299	301	303	303	305	305	307	309	311	311	311	310	309	309	308	306	303	302
40	270	273	274	277	277	279	278	282	283	286	285	286	285	283	284	282	281	277	276
45	239	242	244	250	248	249	247	251	254	258	257	257	255	253	257	254	254	248	246
50	204	208	212	219	217	216	212	218	222	229	226	224	222	221	226	226	224	216	213
55	166	170	176	185	183	179	176	181	188	196	193	189	185	185	192	194	191	181	177
60	126	130	139	147	145	141	137	142	151	159	156	150	146	147	156	158	155	143	137
65	84.3	88.3	97.1	106	105	99.6	94.9	101	111	120	116	109	104	106	115	119	114	102	94.8
70	44.7	48.1	55.0	62.0	61.7	57.8	53.5	59.6	68.9	76.0	73.6	67.8	62.4	64.7	73.5	75.7	71.7	61.5	54.6
75	16.3	18.1	21.2	25.1	24.4	22.4	20.0	24.1	29.8	35.2	33.9	30.6	27.1	28.8	34.2	35.2	32.8	26.6	22.4
80	8.84	9.18	9.37	9.32	9.59	10.0	9.51	10.6	10.8	11.7	11.6	11.7	11.1	11.5	11.9	12.1	11.5	11.1	10.3
85	3.55	3.66	3.50	3.60	3.40	3.58	3.61	3.87	4.17	4.96	5.51	5.98	5.80	5.91	5.84	5.39	5.15	4.54	4.37
90	0.26	0.26	0.28	0.28	0.28	0.25	0.23	0.23	0.24	0.24	0.26	0.48	0.72	0.62	0.49	0.26	0.19	0.19	0.18
95	0.42	0.42	0.44	0.43	0.41	0.39	0.37	0.41	0.38	0.38	0.37	0.35	0.28	0.30	0.29	0.32	0.32	0.31	0.31
100	0.59	0.58	0.60	0.60	0.59	0.56	0.54	0.54	0.55	0.53	0.53	0.51	0.44	0.45	0.46	0.47	0.48	0.47	0.47
105	0.79	0.79	0.79	0.79	0.78	0.74	0.74	0.72	0.74	0.73	0.72	0.70	0.62	0.64	0.64	0.66	0.66	0.67	0.66
110	1.00	1.00	1.00	0.99	0.98	0.95	0.94	0.93	0.93	0.92	0.91	0.90	0.82	0.83	0.84	0.84	0.86	0.86	0.86
115	1.23	1.21	1.22	1.20	1.19	1.16	1.16	1.14	1.14	1.13	1.13	1.11	1.04	1.05	1.05	1.05	1.06	1.07	1.08
120	1.44	1.43	1.42	1.41	1.39	1.38	1.37	1.35	1.35	1.34	1.33	1.33	1.25	1.26	1.25	1.26	1.27	1.29	1.29
125	1.65	1.63	1.62	1.61	1.59	1.58	1.58	1.55	1.55	1.54	1.54	1.53	1.46	1.47	1.46	1.45	1.49	1.51	1.53
130	1.84	1.82	1.80	1.79	1.77	1.77	1.76	1.73	1.72	1.71	1.72	1.72	1.65	1.65	1.63	1.64	1.68	1.71	1.73
135	2.02	1.99	1.98	1.97	1.96	1.95	1.95	1.91	1.90	1.90	1.90	1.90	1.82	1.82	1.82	1.82	1.82	1.92	1.95
140	2.19	2.17	2.16	2.14	2.13	2.13	2.12	2.10	2.08	2.07	2.09	2.08	1.98	1.98	1.98	1.99	2.00	2.01	2.11
145	2.36	2.33	2.33	2.33	2.30	2.30	2.29	2.26	2.25	2.26	2.26	2.26	2.16	2.16	2.16	2.17	2.17	2.18	2.20
150	2.51	2.48	2.49	2.50	2.48	2.45	2.44	2.42	2.43	2.44	2.43	2.43	2.32	2.33	2.34	2.36	2.38	2.35	2.40
155	2.76	2.64	2.64	2.64	2.62	2.62	2.61	2.58	2.58	2.58	2.58	2.58	2.53	2.54	2.50	2.54	2.57	2.52	2.57
160	2.79	2.77	2.82	2.77	2.76	2.77	2.75	2.73	2.72	2.72	2.74	2.73	2.66	2.69	2.66	2.67	2.67	2.67	2.69
165	2.90	2.90	2.88	2.89	2.89	2.88	2.87	2.86	2.85	2.84	2.87	2.85	2.80	2.82	2.79	2.80	2.81	2.83	2.85
170	3.00	2.97	2.99	3.01	3.00	3.00	2.99	2.96	2.97	2.97	2.97	2.97	2.92	2.93	2.94	2.92	2.93	2.95	2.96
175	3.06	3.07	3.06	3.08	3.08	3.07	3.06	3.04	3.05	3.07	3.06	3.05	3.02	3.02	3.04	3.04	3.03	3.03	3.04
180	3.09	3.08	3.09	3.11	3.09	3.08	3.09	3.07	3.10	3.12	3.12	3.10	3.09	3.09	3.10	3.11	3.10	3.09	3.09

C Range: 0 - 360DEG
 C Interval: 15.0DEG
 Test Speed: HIGH
 Temperature:25.3DEG
 Operators:
 Test Date:2022-03-12

g Range: 0 - 180DEG
 g Interval: 1.0DEG
 Test System:EVERFINE GO-2000B_V1 SYSTEM V2.00.426
 Humidity:65.0%
 Test Distance:8.000m [K=1.0625]
 Remarks:

LUMINOUS DISTRIBUTION INTENSITY DATA

Test:U:120.20V I:0.1467A P:14.340W PF:0.8133 Freq:59.98Hz Lamp Flux:1061.17x1 lm		
NAME: LED DOWNLIGHT	TYPE:	WEIGHT:
SPEC.:	DIM.:	SERIAL No.:
MFR.: ASD LIGHTING CORP	SUR.:	Shielding Angle:

Table--2

UNIT: cd/klm

C(DEG) g (DEG)	285	300	315	330	345															
0	404	404	404	404	404															
5	401	400	400	400	400															
10	393	393	393	393	393															
15	382	381	381	381	381															
20	366	366	366	366	365															
25	347	347	347	347	346															
30	325	325	324	324	323															
35	300	301	300	300	298															
40	274	275	273	274	271															
45	244	247	246	246	241															
50	211	216	217	214	207															
55	175	182	183	181	171															
60	136	144	147	143	132															
65	95.1	103	106	102	91.2															
70	54.9	61.0	62.5	59.9	51.0															
75	22.6	25.4	25.7	23.9	19.3															
80	10.3	10.2	9.52	9.60	9.22															
85	3.91	3.79	3.52	3.80	3.60															
90	0.20	0.21	0.23	0.23	0.22															
95	0.33	0.35	0.36	0.36	0.36															
100	0.49	0.51	0.53	0.54	0.53															
105	0.68	0.70	0.72	0.72	0.72															
110	0.88	0.91	0.92	0.92	0.93															
115	1.11	1.11	1.13	1.13	1.14															
120	1.32	1.37	1.33	1.34	1.34															
125	1.54	1.59	1.54	1.53	1.55															
130	1.74	1.78	1.71	1.71	1.72															
135	1.99	2.00	1.89	1.88	1.94															
140	2.05	2.05	2.06	2.06	2.08															
145	2.23	2.22	2.24	2.24	2.25															
150	2.38	2.43	2.56	2.41	2.42															
155	2.56	2.61	2.71	2.57	2.73															
160	2.72	2.72	2.73	2.72	2.73															
165	2.87	2.87	2.86	2.84	2.87															
170	2.98	2.99	2.98	2.98	2.97															
175	3.04	3.07	3.08	3.07	3.05															
180	3.07	3.11	3.12	3.12	3.10															

C Range: 0 - 360DEG
 C Interval: 15.0DEG
 Test Speed: HIGH
 Temperature:25.3DEG
 Operators:
 Test Date:2022-03-12

g Range: 0 - 180DEG
 g Interval: 1.0DEG
 Test System:EVERFINE GO-2000B_V1 SYSTEM V2.00.426
 Humidity:65.0%
 Test Distance:8.000m [K=1.0625]
 Remarks: