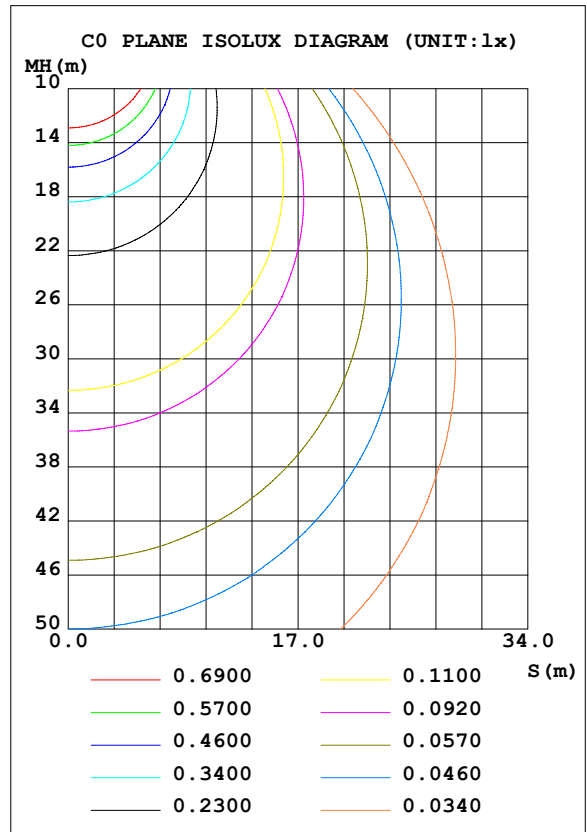
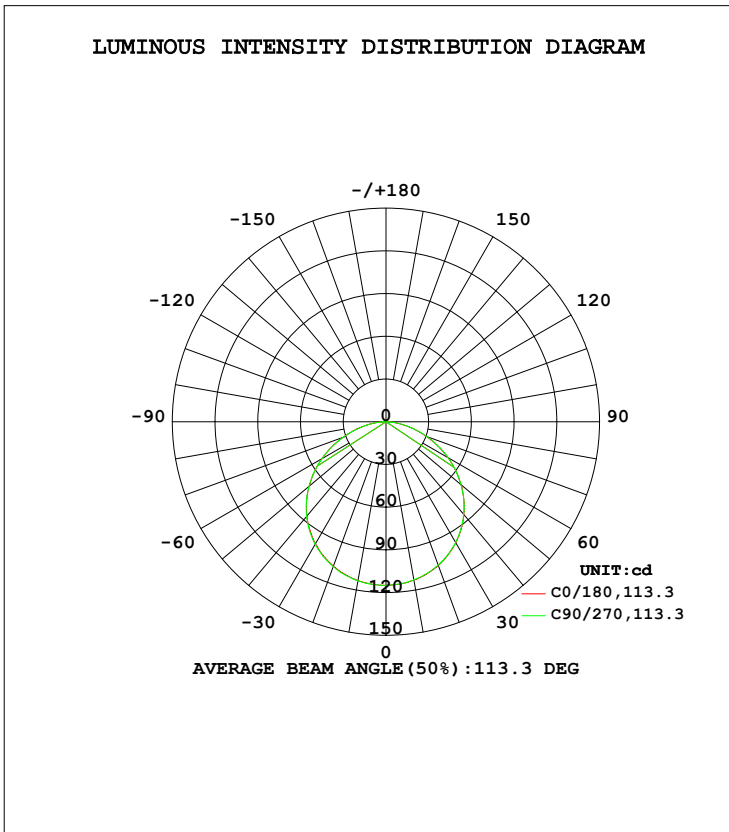


LUMINAIRE PHOTOMETRIC TEST REPORT

Test:U:120.0V I:0.0484A P:5.580W PF:0.9608 Lamp Flux:332.647x1 lm		
NAME: ASD Lighting corp	TYPE:N/A	WEIGHT:N/A
SPEC.:ASD-MPR-5D630-WH	DIM.: N/A	SERIAL No.:N/A
MFR.: ASD Lighting corp	SUR.:N/A	Shielding Angle:N/A

DATA OF LAMP		PHOTOMETRIC DATA			
MODEL	ASD-MPR-5D630-WH	Imax (cd)	115.0	S/MH (C0/180)	1.27
NOMINAL POWER (W)		LOR (%)	100.0	S/MH (C90/270)	1.27
RATED VOLTAGE (V)	120	TOTAL FLUX (lm)	332.65	η UP, DN (C0-180)	0.1,50.4
NOMINAL FLUX (lm)	332.647	CIE CLASS	DIRECT	η UP, DN (C180-360)	0.0,49.5
LAMPS INSIDE	1	η up (%)	0.1	CIBSE SHR NOM	1.25
TEST VOLTAGE (V)	120	η down (%)	99.9	CIBSE SHR MAX	1.35



C Range: 0 - 360DEG
 C Interval: 22.5DEG
 Test Speed: 10.0deg/s
 Temperature:24.9DEG
 Operators:Ben
 Test Date:2020-05-27

γ Range: 0 - 180DEG
 γ Interval: 1.0DEG
 Test System:EVERFINE GO-R5000_V2 SYSTEM V2.0.351
 Humidity:45%
 Test Distance:2.485m [K=1.0000]
 Remarks:

ZONAL FLUX DIAGRAM

ZONAL FLUX DIAGRAM:

γ	C0	C45	C90	C135	C180	C225	C270	C315	γ	Φ zone	Φ total	%lum, lamp
10	113.3	113.5	113.5	113.4	112.9	112.8	112.7	113.1	0- 10	10.88	10.88	3.27,3.27
20	107.9	108.3	108.3	107.9	107.4	107.1	107.1	107.6	10- 20	31.30	42.19	12.7,12.7
30	99.05	99.47	99.38	98.79	98.14	97.80	97.93	98.40	20- 30	47.76	89.95	27,27
40	86.46	87.06	86.76	85.97	85.09	84.82	84.92	85.65	30- 40	57.95	147.9	44.5,44.5
50	70.48	71.09	70.57	69.61	68.79	68.56	68.78	69.61	40- 50	60.24	208.1	62.6,62.6
60	52.07	52.61	51.91	50.80	50.11	50.02	50.25	51.19	50- 60	54.17	262.3	78.9,78.9
70	32.37	32.84	32.06	30.92	30.30	30.35	30.65	31.49	60- 70	40.82	303.1	91.1,91.1
80	13.75	14.14	13.49	12.48	12.06	12.15	12.54	13.16	70- 80	23.12	326.3	98.1,98.1
90	0.0959	0.1116	0.0420	0.0212	0.0002	0.0000	0.0006	0.0224	80- 90	6.030	332.3	99.9,99.9
100	0.0246	0.0245	0.0242	0.0254	0.0073	0.0077	0.0067	0.0071	90-100	0.0140	332.3	99.9,99.9
110	0.0335	0.0329	0.0323	0.0339	0.0183	0.0181	0.0185	0.0181	100-110	0.0218	332.3	99.9,99.9
120	0.0481	0.0458	0.0450	0.0453	0.0327	0.0331	0.0325	0.0327	110-120	0.0316	332.3	99.9,99.9
130	0.0745	0.0720	0.0720	0.0715	0.0483	0.0483	0.0480	0.0482	120-130	0.0437	332.4	99.9,99.9
140	0.1202	0.1190	0.1186	0.1181	0.0621	0.0623	0.0620	0.0624	130-140	0.0572	332.5	99.9,99.9
150	0.1800	0.1801	0.1794	0.1785	0.0762	0.0759	0.0761	0.0762	140-150	0.0687	332.5	100,100
160	0.2200	0.2212	0.2207	0.2200	0.0983	0.0988	0.0995	0.0990	150-160	0.0669	332.6	100,100
170	0.2014	0.2024	0.2034	0.2030	0.1174	0.1171	0.1178	0.1179	160-170	0.0458	332.6	100,100
180	0.1651	0.1665	0.1663	0.1665	0.1656	0.1657	0.1651	0.1652	170-180	0.0154	332.6	100,100
DEG	LUMINOUS INTENSITY:cd Less than 25% Percent = 8.7 %									UNIT:lm		

Conical surface Flux(90deg): 178.26 lm

%lum = 53.6%
%lamp = 53.6%

Conical surface Flux(120deg): 262.32 lm

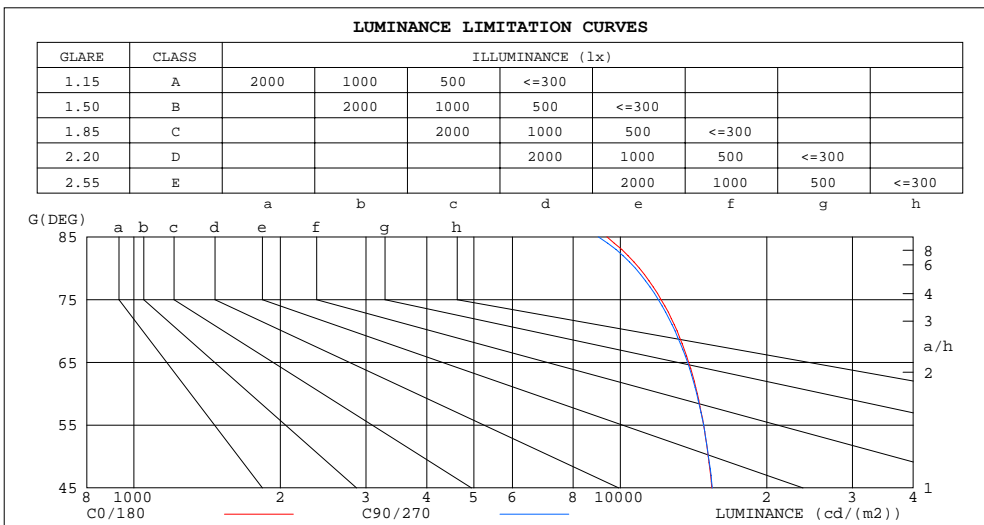
%lum = 78.9%
%lamp = 78.9%

C Range: 0 - 360DEG
C Interval: 22.5DEG
Test Speed: 10.0deg/s
Temperature:24.9DEG
Operators:Ben
Test Date:2020-05-27

γ Range: 0 - 180DEG
γ Interval: 1.0DEG
Test System:EVERFINE GO-R5000_V2 SYSTEM V2.0.351
Humidity:45%
Test Distance:2.485m [K=1.0000]
Remarks:

LUMINANCE LIMITATION CURVES

Test:U:120.0V I:0.0484A P:5.580W PF:0.9608 Lamp Flux:332.647x1 lm		
NAME: ASD Lighting corp	TYPE:N/A	WEIGHT:N/A
SPEC.:ASD-MPR-5D630-WH	DIM.: N/A	SERIAL No.:N/A
MFR.: ASD Lighting corp	SUR.:N/A	Shielding Angle:N/A



LUMINANCE cd/(m2)		
G (DEG)	C0/180	C90/270
85	9384	9006
80	10947	10736
75	12127	11966
70	13084	12958
65	13806	13749
60	14395	14351
55	14833	14838
50	15157	15176
45	15415	15462

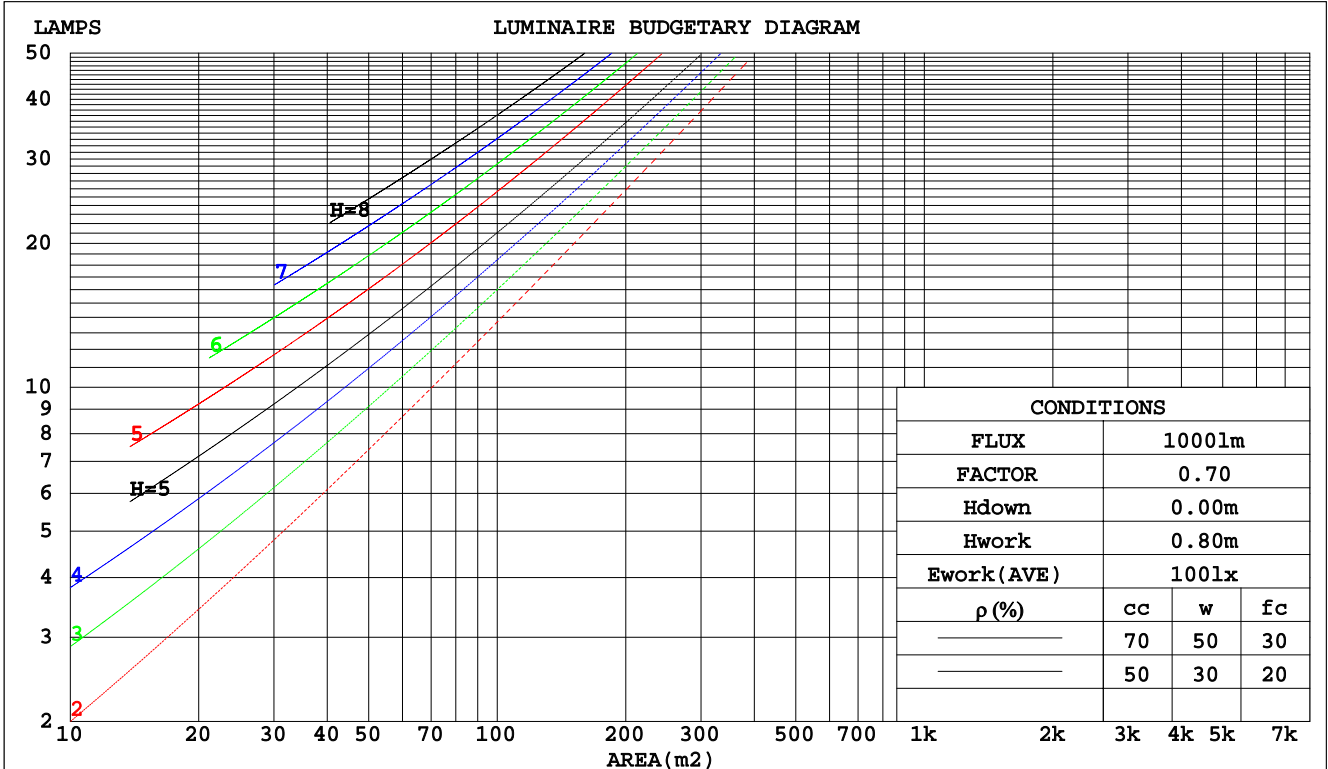
C Range: 0 - 360DEG
 C Interval: 22.5DEG
 Test Speed: 10.0deg/s
 Temperature:24.9DEG
 Operators:Ben
 Test Date:2020-05-27

γ Range: 0 - 180DEG
 γ Interval: 1.0DEG
 Test System:EVERFINE GO-R5000_V2 SYSTEM V2.0.351
 Humidity:45%
 Test Distance:2.485m [K=1.0000]
 Remarks:

CU AND LUMINAIRE BUDGETARY ESTIMATE DIAGRAM

Test:U:120.0V I:0.0484A P:5.580W PF:0.9608 Lamp Flux:332.647x1 lm		
NAME: ASD Lighting corp	TYPE:N/A	WEIGHT:N/A
SPEC.:ASD-MPR-5D630-WH	DIM.: N/A	SERIAL No.:N/A
MFR.: ASD Lighting corp	SUR.:N/A	Shielding Angle:N/A

pcc	80%			70%			50%			30%			10%			0
pw	50%	30%	10%	50%	30%	10%	50%	30%	10%	50%	30%	10%	50%	30%	10%	0
pfc	20%			20%			20%			20%			20%			0
RCR	RCR:Room Cavity Ratio															
	Coefficients of Utilization(CU)															
0.0	1.19	1.19	1.19	1.16	1.16	1.16	1.11	1.11	1.11	1.06	1.06	1.06	1.02	1.02	1.02	.00
1.0	1.04	.00	.96	1.02	.98	.94	.97	.94	.91	.93	.91	.88	.90	.88	.86	.84
2.0	.90	.84	.78	.89	.82	.77	.85	.80	.75	.82	.77	.73	.79	.75	.72	.69
3.0	.79	.71	.65	.78	.70	.64	.75	.68	.63	.72	.66	.62	.69	.65	.61	.58
4.0	.70	.61	.55	.69	.61	.54	.66	.59	.53	.64	.58	.53	.62	.56	.52	.50
5.0	.63	.54	.47	.62	.53	.47	.59	.52	.46	.57	.51	.46	.56	.50	.45	.43
6.0	.56	.47	.41	.55	.47	.41	.54	.46	.40	.52	.45	.40	.50	.44	.40	.38
7.0	.51	.42	.36	.50	.42	.36	.49	.41	.36	.47	.40	.35	.46	.40	.35	.33
8.0	.47	.38	.32	.46	.38	.32	.45	.37	.32	.43	.37	.32	.42	.36	.31	.30
9.0	.43	.34	.29	.42	.34	.29	.41	.34	.29	.40	.33	.29	.39	.33	.28	.27
10.0	.39	.31	.26	.39	.31	.26	.38	.31	.26	.37	.30	.26	.36	.30	.26	.24



C Range: 0 - 360DEG
 C Interval: 22.5DEG
 Test Speed: 10.0deg/s
 Temperature:24.9DEG
 Operators:Ben
 Test Date:2020-05-27

γ Range: 0 - 180DEG
 γ Interval: 1.0DEG
 Test System:EVERFINE GO-R5000_V2 SYSTEM V2.0.351
 Humidity:45%
 Test Distance:2.485m [K=1.0000]
 Remarks:

WEC AND CCEC

Test:U:120.0V I:0.0484A P:5.580W PF:0.9608 Lamp Flux:332.647x1 lm		
NAME: ASD Lighting corp	TYPE:N/A	WEIGHT:N/A
SPEC.:ASD-MPR-5D630-WH	DIM.: N/A	SERIAL No.:N/A
MFR.: ASD Lighting corp	SUR.:N/A	Shielding Angle:N/A

ρcc	80%			70%			50%			30%			10%			0
ρw	50%	30%	10%	50%	30%	10%	50%	30%	10%	50%	30%	10%	50%	30%	10%	0
ρfc	20%			20%			20%			20%			20%			0
RCR	RCR:Room Cavity Ratio						Wall Exitance Coefficients(WEC)									
0.0																
1.0	.309	.176	.056	.302	.172	.055	.289	.166	.053	.276	.159	.051	.265	.154	.050	
2.0	.291	.160	.049	.285	.157	.048	.273	.152	.047	.262	.147	.046	.252	.143	.045	
3.0	.270	.144	.043	.264	.142	.043	.254	.138	.042	.244	.134	.041	.235	.130	.040	
4.0	.249	.129	.038	.244	.128	.038	.235	.125	.037	.226	.122	.037	.219	.119	.036	
5.0	.230	.117	.034	.226	.116	.034	.218	.113	.033	.210	.111	.033	.203	.109	.033	
6.0	.214	.107	.031	.210	.106	.031	.203	.104	.030	.196	.102	.030	.189	.100	.030	
7.0	.199	.098	.028	.196	.097	.028	.189	.096	.028	.183	.094	.027	.177	.092	.027	
8.0	.186	.091	.026	.183	.090	.025	.177	.088	.025	.171	.087	.025	.166	.085	.025	
9.0	.174	.084	.024	.171	.084	.023	.166	.082	.023	.161	.081	.023	.157	.080	.023	
10.0	.164	.079	.022	.161	.078	.022	.157	.077	.022	.152	.076	.021	.148	.074	.021	

ρcc	80%			70%			50%			30%			10%			0
ρw	50%	30%	10%	50%	30%	10%	50%	30%	10%	50%	30%	10%	50%	30%	10%	0
ρfc	20%			20%			20%			20%			20%			0
RCR	RCR:Room Cavity Ratio						Ceiling Cavity Exitance Coefficients(CCEC)									
0.0	.191	.191	.191	.164	.164	.164	.112	.112	.112	.064	.064	.064	.020	.020	.020	
1.0	.181	.157	.135	.155	.135	.116	.106	.093	.081	.061	.054	.047	.020	.017	.015	
2.0	.173	.133	.099	.148	.114	.086	.102	.079	.060	.059	.046	.035	.019	.015	.011	
3.0	.165	.115	.075	.142	.099	.065	.097	.069	.046	.056	.040	.027	.018	.013	.009	
4.0	.158	.102	.059	.135	.088	.051	.093	.061	.036	.054	.036	.021	.017	.012	.007	
5.0	.150	.091	.048	.129	.079	.042	.089	.055	.029	.052	.032	.017	.017	.011	.006	
6.0	.143	.083	.040	.123	.072	.035	.085	.050	.025	.049	.030	.015	.016	.010	.005	
7.0	.136	.076	.034	.117	.066	.030	.081	.046	.021	.047	.027	.013	.015	.009	.004	
8.0	.130	.070	.030	.112	.061	.026	.077	.043	.018	.045	.025	.011	.015	.008	.004	
9.0	.124	.065	.026	.107	.057	.023	.074	.040	.016	.043	.024	.010	.014	.008	.003	
10.0	.118	.061	.023	.102	.053	.020	.071	.037	.014	.041	.022	.009	.013	.007	.003	

C Range: 0 - 360DEG
 C Interval: 22.5DEG
 Test Speed: 10.0deg/s
 Temperature:24.9DEG
 Operators:Ben
 Test Date:2020-05-27

γ Range: 0 - 180DEG
 γ Interval: 1.0DEG
 Test System:EVERFINE GO-R5000_V2 SYSTEM V2.0.351
 Humidity:45%
 Test Distance:2.485m [K=1.0000]
 Remarks:

UGR(Unified Glare Rating) Table

Test:U:120.0V I:0.0484A P:5.580W PF:0.9608 Lamp Flux:332.647x1 lm										
NAME: ASD Lighting corp					TYPE:N/A			WEIGHT:N/A		
SPEC.:ASD-MPR-5D630-WH					DIM.: N/A			SERIAL No.:N/A		
MFR.: ASD Lighting corp					SUR.:N/A			Shielding Angle:N/A		
ceiling/cavity	0.7	0.7	0.5	0.5	0.3	0.7	0.7	0.5	0.5	0.3
walls	0.5	0.3	0.5	0.3	0.3	0.5	0.3	0.5	0.3	0.3
working plane	0.2	0.2	0.2	0.2	0.2	0.2	0.2	0.2	0.2	0.2
Room dimensions	Viewed crosswise					Viewed endwise				
x = 2H y = 2H	22.3	23.9	22.6	24.1	24.3	22.3	23.9	22.6	24.1	24.3
3H	23.9	25.3	24.2	25.5	25.7	23.8	25.2	24.1	25.5	25.7
4H	24.5	25.8	24.8	26.0	26.3	24.4	25.8	24.7	26.0	26.3
6H	24.9	26.2	25.2	26.4	26.7	24.8	26.1	25.2	26.4	26.7
8H	25.0	26.2	25.4	26.5	26.8	25.0	26.2	25.3	26.5	26.8
12H	25.1	26.3	25.5	26.6	26.9	25.1	26.2	25.4	26.5	26.8
4H 2H	23.0	24.3	23.3	24.6	24.8	23.0	24.3	23.3	24.5	24.8
3H	24.7	25.8	25.0	26.1	26.4	24.6	25.8	25.0	26.1	26.4
4H	25.4	26.5	25.8	26.8	27.1	25.4	26.4	25.7	26.8	27.1
6H	26.0	26.9	26.4	27.3	27.6	25.9	26.9	26.3	27.2	27.6
8H	26.1	27.0	26.6	27.4	27.8	26.1	27.0	26.5	27.4	27.7
12H	26.3	27.1	26.7	27.5	27.9	26.2	27.0	26.6	27.4	27.8
8H 4H	25.7	26.6	26.1	26.9	27.3	25.6	26.5	26.1	26.9	27.3
6H	26.4	27.1	26.8	27.5	28.0	26.3	27.1	26.8	27.5	27.9
8H	26.7	27.3	27.1	27.7	28.2	26.6	27.3	27.1	27.7	28.2
12H	26.9	27.4	27.4	27.9	28.4	26.8	27.4	27.3	27.8	28.3
12H 4H	25.7	26.5	26.1	26.9	27.3	25.7	26.5	26.1	26.9	27.3
6H	26.4	27.1	26.9	27.5	28.0	26.4	27.1	26.9	27.5	27.9
8H	26.8	27.3	27.2	27.8	28.3	26.7	27.3	27.2	27.7	28.2
Variations with the observer position at spacings:										
S = 1.0H	+ 0.2 / - 0.2					+ 0.2 / - 0.2				
1.5H	+ 0.2 / - 0.3					+ 0.2 / - 0.3				
2.0H	+ 0.2 / - 0.3					+ 0.2 / - 0.3				

CIE Pub.117 Corrected 332.6 lm Total Lamp Luminous Flux.(8log(F/F0) = -3.8)

C Range: 0 - 360DEG
 C Interval: 22.5DEG
 Test Speed: 10.0deg/s
 Temperature:24.9DEG
 Operators:Ben
 Test Date:2020-05-27

γ Range: 0 - 180DEG
 γ Interval: 1.0DEG
 Test System:EVERFINE GO-R5000_V2 SYSTEM V2.0.351
 Humidity:45%
 Test Distance:2.485m [K=1.0000]
 Remarks:

UTILIZATION FACTORS TABLE

Test:U:120.0V I:0.0484A P:5.580W PF:0.9608 Lamp Flux:332.647x1 lm		
NAME: ASD Lighting corp	TYPE:N/A	WEIGHT:N/A
SPEC.:ASD-MPR-5D630-WH	DIM.: N/A	SERIAL No.:N/A
MFR.: ASD Lighting corp	SUR.:N/A	Shielding Angle:N/A

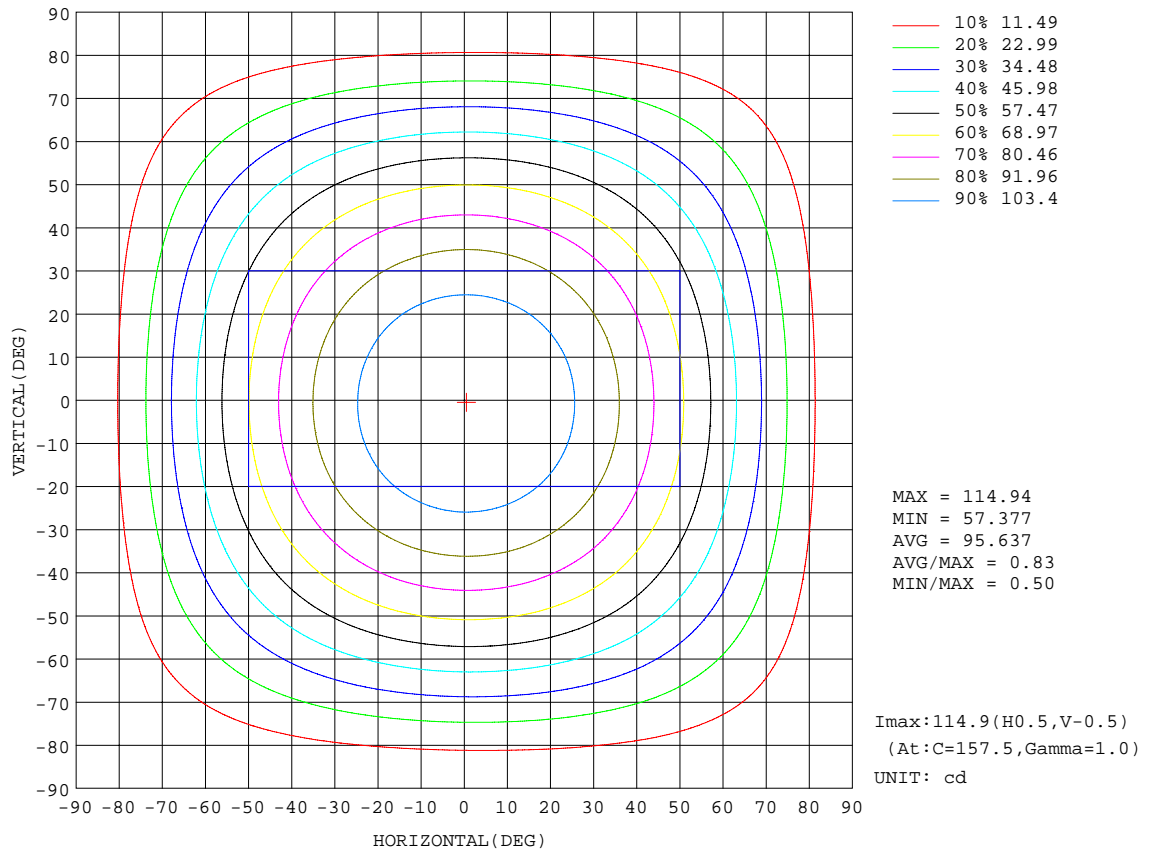
REFLECTANCE										
Ceiling	0.8	0.8	0.8	0.7	0.7	0.7	0.5	0.5	0.5	0
Walls	0.7	0.5	0.3	0.7	0.5	0.3	0.7	0.5	0.3	0
Working plane	0.2	0.2	0.2	0.2	0.2	0.2	0.2	0.2	0.2	0
ROOM INDEX	UTILIZATION FACTORS(PERCENT) $k(RI) \times RCR = 5$									
k = 0.60	57	46	39	57	46	39	55	45	38	32
0.80	67	56	48	66	55	48	65	55	48	41
1.00	76	65	57	75	64	57	72	66	57	50
1.25	83	73	65	82	72	65	79	70	64	57
1.50	88	78	71	86	77	71	83	75	70	62
2.00	95	86	80	93	85	79	90	83	78	70
2.50	99	91	85	97	90	84	93	87	82	74
3.00	102	95	90	100	94	89	96	91	87	78
4.00	106	101	96	104	99	94	100	95	92	83
5.00	109	104	100	106	102	98	102	98	95	86
ROOM INDEX	UF(total)									Direct
According to DIN EN 13032-2 2004			Suspended				SHRNOM = 1.25			

C Range: 0 - 360DEG
 C Interval: 22.5DEG
 Test Speed: 10.0deg/s
 Temperature:24.9DEG
 Operators:Ben
 Test Date:2020-05-27

γ Range: 0 - 180DEG
 γ Interval: 1.0DEG
 Test System:EVERFINE GO-R5000_V2 SYSTEM V2.0.351
 Humidity:45%
 Test Distance:2.485m [K=1.0000]
 Remarks:

ISOCANDELA DIAGRAM

Test:U:120.0V I:0.0484A P:5.580W PF:0.9608 Lamp Flux:332.647x1 lm		
NAME: ASD Lighting corp	TYPE:N/A	WEIGHT:N/A
SPEC.:ASD-MPR-5D630-WH	DIM.: N/A	SERIAL No.:N/A
MFR.: ASD Lighting corp	SUR.:N/A	Shielding Angle:N/A

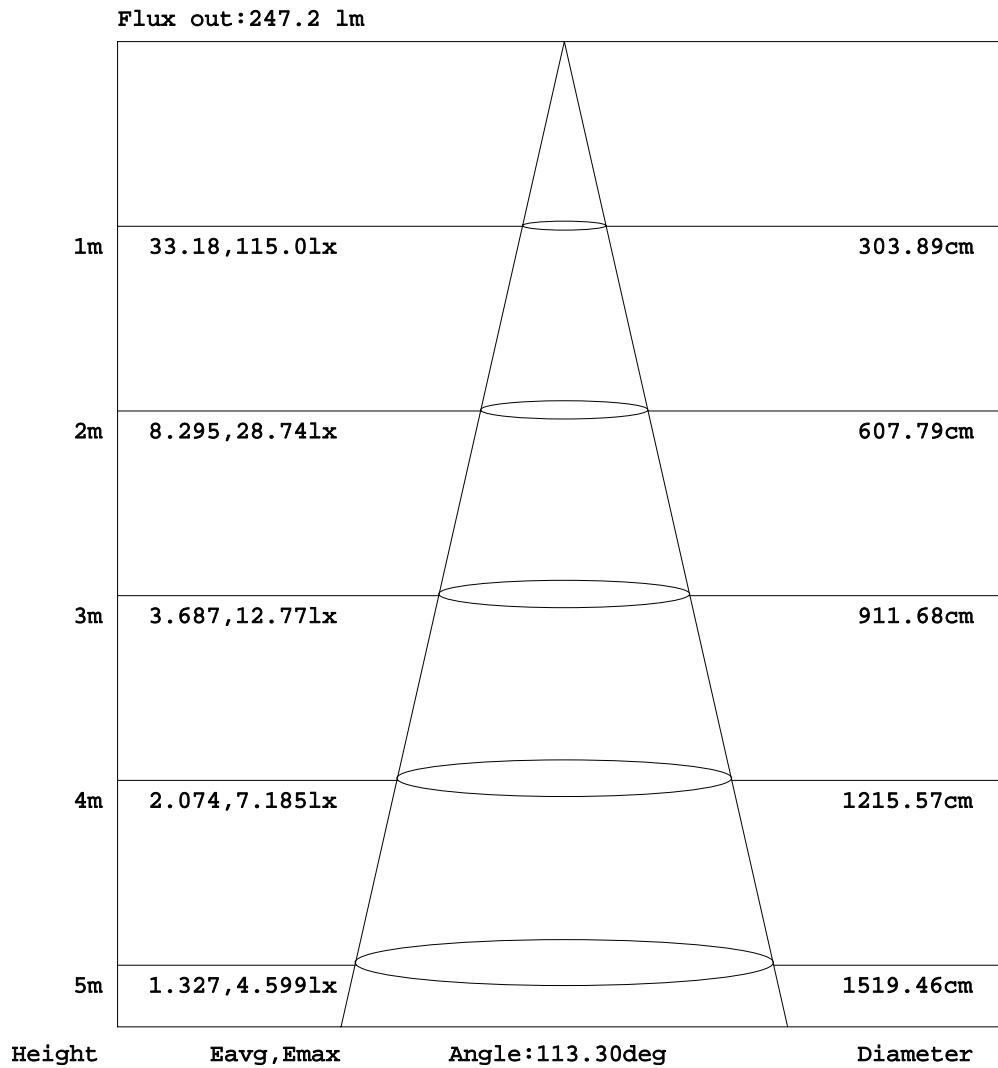


C Range: 0 - 360DEG
 C Interval: 22.5DEG
 Test Speed: 10.0deg/s
 Temperature:24.9DEG
 Operators:Ben
 Test Date:2020-05-27

γ Range: 0 - 180DEG
 γ Interval: 1.0DEG
 Test System:EVERFINE GO-R5000_V2 SYSTEM V2.0.351
 Humidity:45%
 Test Distance:2.485m [K=1.0000]
 Remarks:

AAI Figure

Test:U:120.0V I:0.0484A P:5.580W PF:0.9608 Lamp Flux:332.647x1 lm		
NAME: ASD Lighting corp	TYPE:N/A	WEIGHT:N/A
SPEC.:ASD-MPR-5D630-WH	DIM.: N/A	SERIAL No.:N/A
MFR.: ASD Lighting corp	SUR.:N/A	Shielding Angle:N/A



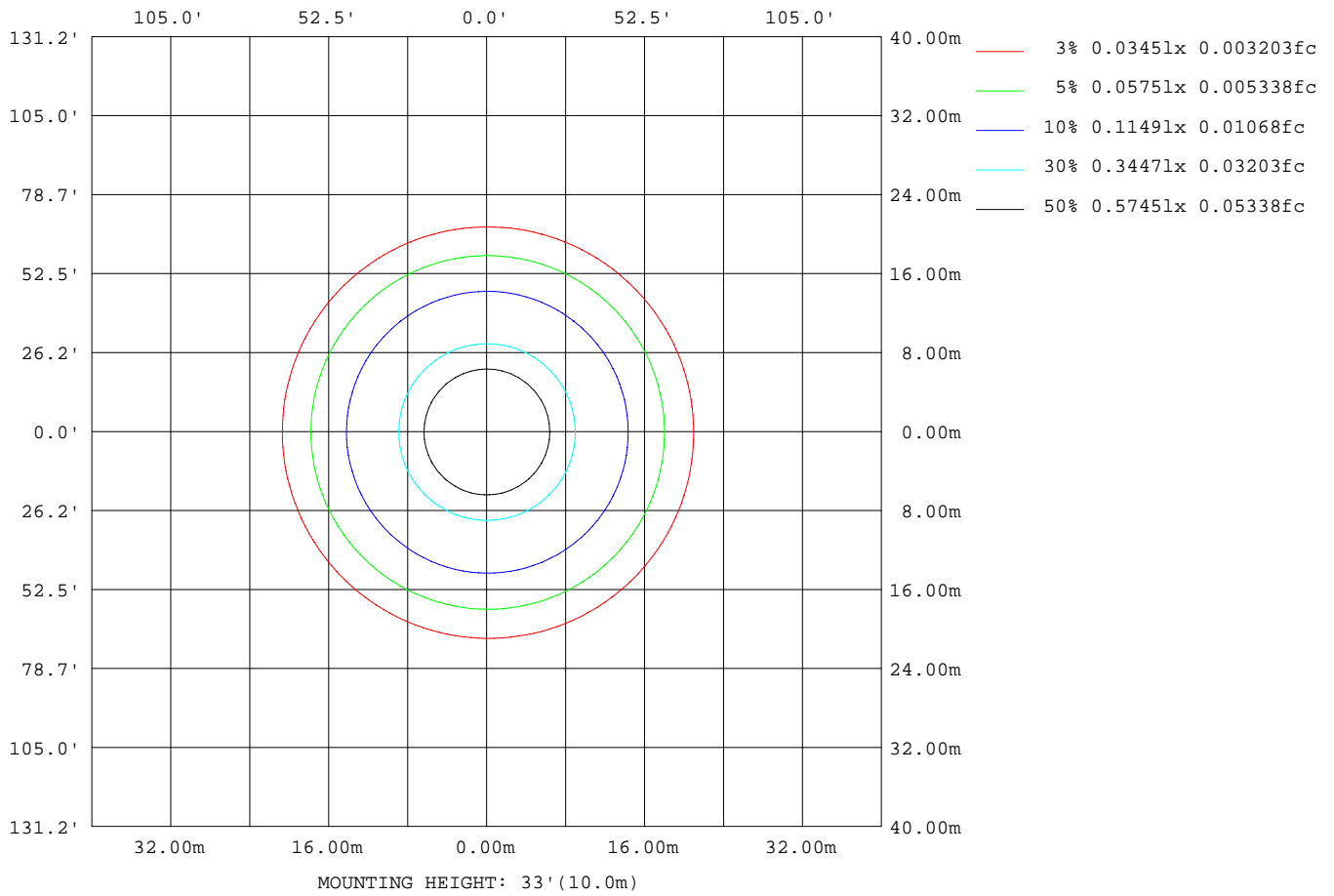
Note:The Curves indicate the illuminated area and the average illumination when the luminaire is at different distance.

C Range: 0 - 360DEG
 C Interval: 22.5DEG
 Test Speed: 10.0deg/s
 Temperature:24.9DEG
 Operators:Ben
 Test Date:2020-05-27

γ Range: 0 - 180DEG
 γ Interval: 1.0DEG
 Test System:EVERFINE GO-R5000_V2 SYSTEM V2.0.351
 Humidity:45%
 Test Distance:2.485m [K=1.0000]
 Remarks:

ISOLUX DIAGRAM

Test:U:120.0V I:0.0484A P:5.580W PF:0.9608 Lamp Flux:332.647x1 lm		
NAME: ASD Lighting corp	TYPE:N/A	WEIGHT:N/A
SPEC.:ASD-MPR-5D630-WH	DIM.: N/A	SERIAL No.:N/A
MFR.: ASD Lighting corp	SUR.:N/A	Shielding Angle:N/A



C Range: 0 - 360DEG
 C Interval: 22.5DEG
 Test Speed: 10.0deg/s
 Temperature:24.9DEG
 Operators:Ben
 Test Date:2020-05-27

γ Range: 0 - 180DEG
 γ Interval: 1.0DEG
 Test System:EVERFINE GO-R5000_V2 SYSTEM V2.0.351
 Humidity:45%
 Test Distance:2.485m [K=1.0000]
 Remarks:

LED Avg.L Report

Test:U:120.0V I:0.0484A P:5.580W PF:0.9608 Lamp Flux:332.647x1 lm		
NAME: ASD Lighting corp	TYPE:N/A	WEIGHT:N/A
SPEC.:ASD-MPR-5D630-WH	DIM.: N/A	SERIAL No.:N/A
MFR.: ASD Lighting corp	SUR.:N/A	Shielding Angle:N/A

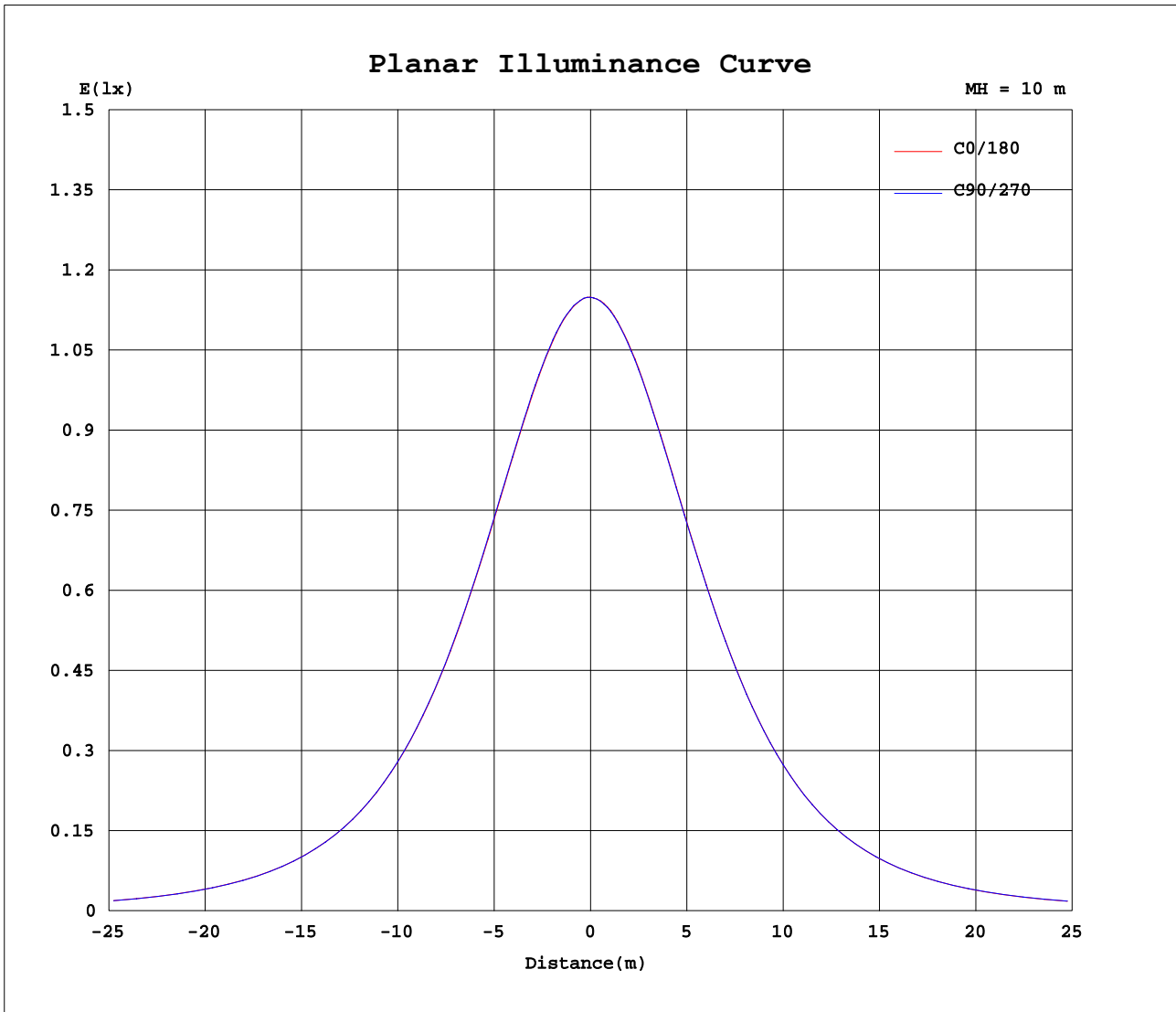
AvgL	cd/m2
L_0~180 (65) av	13473
L_0~180 (75) av	11614
L_0~180 (85) av	8223
L_90~270 (65) av	13483
L_90~270 (75) av	11641
L_90~270 (85) av	8329
L_45 (65) av	13505
L_45 (75) av	11652
L_45 (85) av	8259

Standard: GB/T 29293-2012

C Range: 0 - 360DEG
 C Interval: 22.5DEG
 Test Speed: 10.0deg/s
 Temperature:24.9DEG
 Operators:Ben
 Test Date:2020-05-27

γ Range: 0 - 180DEG
 γ Interval: 1.0DEG
 Test System:EVERFINE GO-R5000_V2 SYSTEM V2.0.351
 Humidity:45%
 Test Distance:2.485m [K=1.0000]
 Remarks:

Planar Illuminance Curve



C Range: 0 - 360DEG
 C Interval: 22.5DEG
 Test Speed: 10.0deg/s
 Temperature: 24.9DEG
 Operators: Ben
 Test Date: 2020-05-27

γ Range: 0 - 180DEG
 γ Interval: 1.0DEG
 Test System: EVERFINE GO-R5000_V2 SYSTEM V2.0.351
 Humidity: 45%
 Test Distance: 2.485m [K=1.0000]
 Remarks:

LUMINOUS DISTRIBUTION INTENSITY DATA

Test:U:120.0V I:0.0484A P:5.580W PF:0.9608 Lamp Flux:332.647x1 lm		
NAME: ASD Lighting corp	TYPE:N/A	WEIGHT:N/A
SPEC.:ASD-MPR-5D630-WH	DIM.: N/A	SERIAL No.:N/A
MFR.: ASD Lighting corp	SUR.:N/A	Shielding Angle:N/A

Table--1

UNIT: cd

C (DEG) \ γ (DEG)	0	22.5	45	67.5	90	112.5	135	157.5	180	202.5	225	247.5	270	292.5	315	337.5			
0	115	115	115	115	115	115	115	115	115	115	115	115	115	115	115	115			
5	114	115	115	115	115	115	115	115	114	114	114	114	114	114	114	114			
10	113	113	114	114	113	113	113	113	113	113	113	113	113	113	113	113			
15	111	111	111	111	111	111	111	111	111	110	110	110	110	111	111	111			
20	108	108	108	108	108	108	108	108	107	107	107	107	107	107	108	108			
25	104	104	104	104	104	104	104	104	103	103	103	103	103	103	103	104			
30	99.1	99.4	99.5	99.5	99.4	99.1	98.8	98.4	98.1	97.8	97.8	97.8	97.9	98.0	98.4	98.7			
35	93.1	93.5	93.7	93.8	93.6	93.2	92.8	92.4	92.0	91.8	91.7	91.7	91.9	92.1	92.4	92.9			
40	86.5	86.8	87.1	87.0	86.8	86.3	86.0	85.5	85.1	84.9	84.8	84.8	84.9	85.2	85.6	86.1			
45	78.9	79.2	79.4	79.4	79.1	78.7	78.2	77.7	77.4	77.1	77.1	77.1	77.3	77.5	78.1	78.5			
50	70.5	70.9	71.1	71.0	70.6	70.1	69.6	69.2	68.8	68.7	68.6	68.6	68.8	69.1	69.6	70.2			
55	61.5	61.9	62.1	62.0	61.6	61.0	60.5	60.0	59.7	59.5	59.5	59.6	59.7	60.1	60.6	61.2			
60	52.1	52.5	52.6	52.4	51.9	51.4	50.8	50.4	50.1	50.0	50.0	50.1	50.3	50.6	51.2	51.7			
65	42.2	42.6	42.8	42.5	42.0	41.4	40.9	40.4	40.2	40.1	40.1	40.3	40.4	40.8	41.4	41.9			
70	32.4	32.7	32.8	32.6	32.1	31.5	30.9	30.5	30.3	30.3	30.4	30.5	30.6	31.0	31.5	32.0			
75	22.7	23.1	23.1	22.9	22.4	21.9	21.3	20.9	20.8	20.8	20.9	21.0	21.2	21.5	22.0	22.4			
80	13.8	14.1	14.1	13.9	13.5	13.0	12.5	12.1	12.1	12.0	12.1	12.3	12.5	12.8	13.2	13.5			
85	5.92	6.07	6.12	5.96	5.68	5.26	4.84	4.53	4.45	4.41	4.46	4.60	4.82	5.10	5.40	5.71			
90	0.10	0.12	0.11	0.07	0.04	0.03	0.02	0.02	0.00	0.00	0.00	0.00	0.00	0.00	0.02	0.09			
95	0.02	0.02	0.02	0.02	0.02	0.02	0.02	0.02	0.00	0.00	0.00	0.00	0.00	0.00	0.00	0.00			
100	0.02	0.02	0.02	0.02	0.02	0.02	0.03	0.03	0.01	0.01	0.01	0.01	0.01	0.01	0.01	0.01			
105	0.03	0.03	0.03	0.03	0.03	0.03	0.03	0.03	0.01	0.01	0.01	0.01	0.01	0.01	0.01	0.01			
110	0.03	0.03	0.03	0.03	0.03	0.03	0.03	0.03	0.02	0.02	0.02	0.02	0.02	0.02	0.02	0.02			
115	0.04	0.04	0.04	0.04	0.04	0.04	0.04	0.04	0.03	0.03	0.03	0.03	0.03	0.03	0.03	0.02			
120	0.05	0.04	0.05	0.05	0.05	0.05	0.05	0.05	0.03	0.03	0.03	0.03	0.03	0.03	0.03	0.03			
125	0.06	0.06	0.06	0.06	0.06	0.06	0.06	0.06	0.04	0.04	0.04	0.04	0.04	0.04	0.04	0.04			
130	0.07	0.07	0.07	0.07	0.07	0.07	0.07	0.07	0.05	0.05	0.05	0.05	0.05	0.05	0.05	0.05			
135	0.09	0.09	0.09	0.09	0.09	0.09	0.09	0.09	0.06	0.06	0.06	0.06	0.06	0.06	0.06	0.06			
140	0.12	0.12	0.12	0.12	0.12	0.12	0.12	0.12	0.06	0.06	0.06	0.06	0.06	0.06	0.06	0.06			
145	0.15	0.15	0.15	0.15	0.15	0.15	0.15	0.15	0.07	0.07	0.07	0.07	0.07	0.07	0.07	0.07			
150	0.18	0.18	0.18	0.18	0.18	0.18	0.18	0.18	0.08	0.08	0.08	0.08	0.08	0.08	0.08	0.08			
155	0.20	0.21	0.21	0.21	0.21	0.20	0.20	0.20	0.09	0.09	0.09	0.09	0.09	0.09	0.09	0.09			
160	0.22	0.22	0.22	0.22	0.22	0.22	0.22	0.22	0.10	0.10	0.10	0.10	0.10	0.10	0.10	0.10			
165	0.22	0.22	0.22	0.22	0.22	0.22	0.22	0.22	0.11	0.11	0.11	0.11	0.11	0.11	0.11	0.11			
170	0.20	0.20	0.20	0.20	0.20	0.20	0.20	0.20	0.12	0.12	0.12	0.12	0.12	0.12	0.12	0.12			
175	0.19	0.19	0.19	0.19	0.19	0.19	0.19	0.19	0.14	0.14	0.14	0.14	0.14	0.14	0.14	0.14			
180	0.17	0.17	0.17	0.16	0.17	0.16	0.17	0.17	0.17	0.17	0.17	0.17	0.17	0.17	0.17	0.17			

C Range: 0 - 360DEG
 C Interval: 22.5DEG
 Test Speed: 10.0deg/s
 Temperature:24.9DEG
 Operators:Ben
 Test Date:2020-05-27

γ Range: 0 - 180DEG
 γ Interval: 1.0DEG
 Test System:EVERFINE GO-R5000_V2 SYSTEM V2.0.351
 Humidity:45%
 Test Distance:2.485m [K=1.0000]
 Remarks: