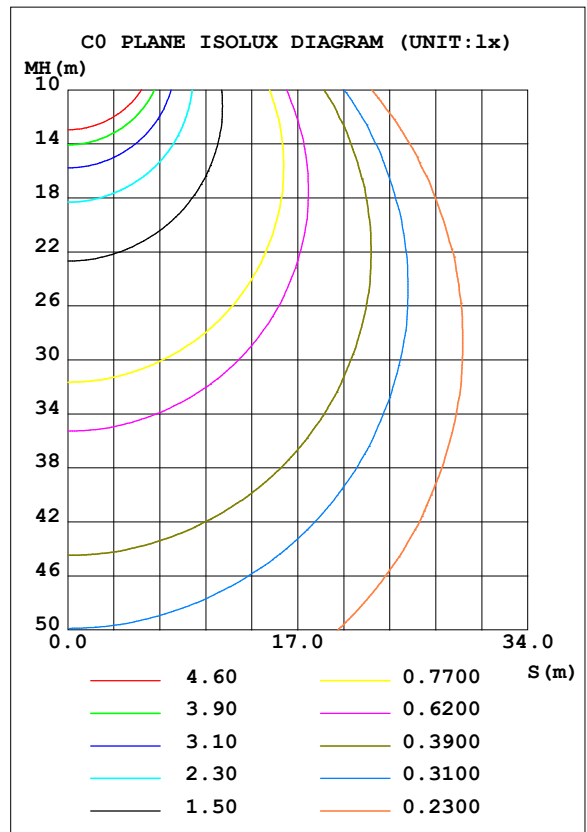
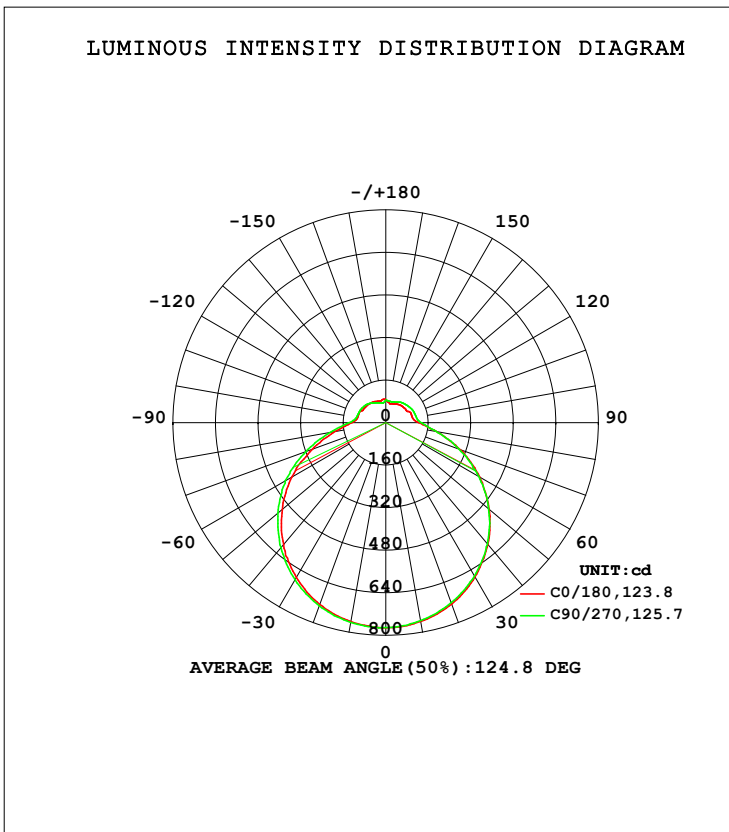


**LUMINAIRE PHOTOMETRIC TEST REPORT**

Test:U:120.08V I:0.3844A P:41.780W PF:0.9040 Freq:50.00Hz Lamp Flux:3263.55x1 lm		
NAME: ASD Lighting Corp	TYPE:	WEIGHT:
SPEC.:ASD-LFC-MY-20D42-AC-3500K	DIM.:	SERIAL No.:
MFR.: ASD Lighting Corp	SUR.:0.5*0.5	Shielding Angle:

DATA OF LAMP		PHOTOMETRIC DATA			
MODEL	ASD-LFC-MY-20D42-AC	Imax (cd)	772.7	S/MH (C0/180)	1.30
NOMINAL POWER (W)	--	LOR (%)	100.0	S/MH (C90/270)	1.32
RATED VOLTAGE (V)	--	TOTAL FLUX (lm)	3263.6	<input type="checkbox"/> UP, DN (C0-180)	9.6, 39.8
NOMINAL FLUX (lm)	3263.55	CIE CLASS	SEMI-D.	<input type="checkbox"/> UP, DN (C180-360)	9.5, 41.1
LAMPS INSIDE	1	<input type="checkbox"/> up (%)	19.1	CIBSE SHR NOM	1.50
TEST VOLTAGE (V)	--	<input type="checkbox"/> down (%)	80.9	CIBSE SHR MAX	1.50



C Range: 0 - 360DEG  
 C Interval: 22.5DEG  
 Test Speed: HIGH  
 Temperature: 25.3DEG  
 Operators: admin Test  
 Date: 2022-04-15

Range: 0 - 180DEG  
 Interval: 1.0DEG  
 Test System: EVERFINE GO-2000B\_V1 SYSTEM V2.00.411  
 Humidity: 65.0%  
 Test Distance: 8.780m [K=1.0000]  
 Remarks:

ZONAL FLUX DIAGRAM

ZONAL FLUX DIAGRAM:

mm	C0	C45	C90	C135	C180	C225	C270	C315	mm	□ zone	□ total	%lum,lamp
10	759.2	757.2	755.7	757.8	759.5	761.8	762.8	762.0	0- 10	73.07	73.07	2.24,2.24
20	725.9	721.1	720.0	721.1	727.2	731.5	732.3	732.5	10- 20	210.6	283.7	8.69,8.69
30	670.6	668.0	666.5	666.5	673.1	679.9	682.3	680.6	20- 30	324.0	607.8	18.6,18.6
40	597.7	597.7	595.2	590.5	598.1	610.8	612.9	611.3	30- 40	400.4	1008	30.9,30.9
50	508.1	508.1	505.2	500.1	507.9	524.5	529.4	522.3	40- 50	431.7	1440	44.1,44.1
60	408.3	404.7	403.9	399.3	407.2	425.3	436.2	420.7	50- 60	415.1	1855	56.8,56.8
70	297.5	292.9	293.8	288.9	293.3	308.9	319.0	304.5	60- 70	352.8	2208	67.6,67.6
80	192.4	181.1	192.7	192.7	193.6	195.9	211.7	205.2	70- 80	260.9	2469	75.6,75.6
90	124.5	121.6	133.7	127.8	128.0	124.5	138.4	133.5	80- 90	171.7	2640	80.9,80.9
100	102.9	113.3	117.3	103.8	108.3	111.0	112.5	103.1	90-100	127.0	2767	84.8,84.8
110	101.6	109.9	114.0	97.85	107.5	109.3	108.7	95.28	100-110	113.4	2881	88.3,88.3
120	90.86	105.7	109.4	96.34	98.49	107.1	105.7	92.88	110-120	102.4	2983	91.4,91.4
130	89.51	98.66	103.4	86.71	97.12	99.74	101.7	87.83	120-130	87.96	3071	94.1,94.1
140	86.52	87.76	97.85	84.64	93.99	92.88	95.42	78.35	130-140	71.48	3143	96.3,96.3
150	81.07	81.95	89.47	85.02	90.86	87.19	85.58	70.81	140-150	53.89	3197	97.9,97.9
160	75.55	78.06	83.47	77.26	85.85	77.95	80.12	70.93	150-160	37.42	3234	99.1,99.1
170	76.47	83.71	82.06	75.02	87.42	79.48	75.64	80.26	160-170	21.85	3256	99.8,99.8
180	87.42	88.87	85.14	84.55	87.41	88.89	85.13	84.47	170-180	7.782	3264	100,100
DEG	LUMINOUS INTENSITY:cd									UNIT:lm		

Conical surface Flux(90deg): 1223.1 lm

%lum = 37.5%

%lamp = 37.5%

Conical surface Flux(120deg): 1854.9 lm

%lum = 56.8%

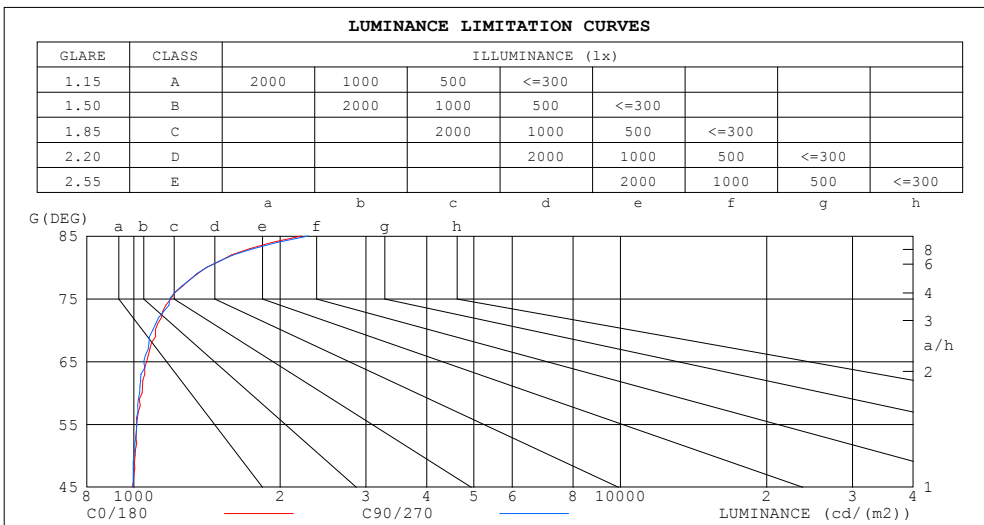
%lamp = 56.8%

C Range: 0 - 360DEG  
 C Interval: 22.5DEG  
 Test Speed: HIGH  
 Temperature:25.3DEG  
 Operators:admin Test  
 Date:2022-04-15

□ Range: 0 - 180DEG  
 □ Interval: 1.0DEG  
 Test System:EVERFINE GO-2000B\_V1 SYSTEM V2.00.411  
 Humidity:65.0%  
 Test Distance:8.780m [K=1.0000]  
 Remarks:

**LUMINANCE LIMITATION CURVES**

Test:U:120.08V I:0.3844A P:41.780W PF:0.9040 Freq:50.00Hz Lamp Flux:3263.55x1 lm		
NAME: ASD Lighting Corp	TYPE:	WEIGHT:
SPEC.:ASD-LFC-MY-20D42-AC-3500K	DIM.:	SERIAL No.:
MFR.: ASD Lighting Corp	SUR.:0.5*0.5	Shielding Angle:



LUMINANCE cd/(m2)		
G (DEG)	C0/180	C90/270
85	2214	2283
80	1411	1413
75	1193	1185
70	1108	1094
65	1063	1048
60	1040	1029
55	1014	1014
50	1007	1001
45	997	993

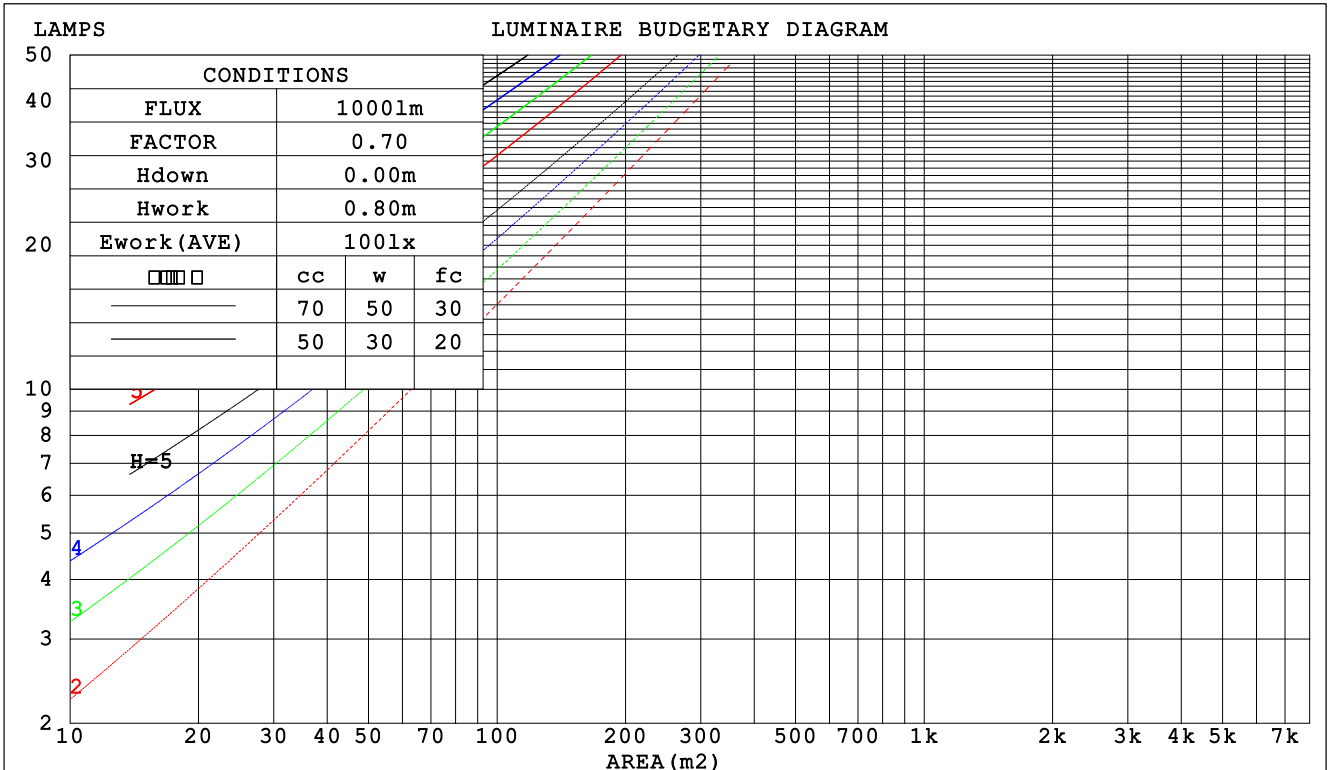
C Range: 0 - 360DEG  
 C Interval: 22.5DEG  
 Test Speed: HIGH  
 Temperature:25.3DEG  
 Operators:admin Test  
 Date:2022-04-15

Range: 0 - 180DEG  
 Interval: 1.0DEG  
 Test System:EVERFINE GO-2000B\_V1 SYSTEM V2.00.411  
 Humidity:65.0%  
 Test Distance:8.780m [K=1.0000]  
 Remarks:

CU AND LUMINAIRE BUDGETARY ESTIMATE DIAGRAM

Test:U:120.08V I:0.3844A P:41.780W PF:0.9040 Freq:50.00Hz Lamp Flux:3263.55x1 lm		
NAME: ASD Lighting Corp	TYPE:	WEIGHT:
SPEC.:ASD-LFC-MY-20D42-AC-3500K	DIM.:	SERIAL No.:
MFR.: ASD Lighting Corp	SUR.:0.5*0.5	Shielding Angle:

□cc	80%			70%			50%			30%			10%			0
□w	50%	30%	10%	50%	30%	10%	50%	30%	10%	50%	30%	10%	50%	30%	10%	0
□fc	20%			20%			20%			20%			20%			0
RCR	RCR:Room Cavity Ratio						Coefficients of Utilization(CU)									
0.0	1.15	1.15	1.15	1.10	1.10	1.10	1.01	1.01	1.01	.92	.92	.92	.85	.85	.85	.81
1.0	.97	.92	.88	.93	.88	.84	.85	.82	.78	.78	.75	.72	.71	.69	.67	.64
2.0	.84	.76	.70	.80	.73	.68	.73	.68	.63	.67	.63	.59	.61	.58	.55	.52
3.0	.73	.64	.57	.70	.62	.55	.64	.57	.52	.59	.53	.49	.54	.49	.46	.43
4.0	.64	.55	.48	.61	.53	.47	.56	.49	.44	.52	.46	.41	.48	.43	.39	.36
5.0	.57	.48	.41	.55	.46	.40	.50	.43	.38	.46	.40	.35	.43	.37	.33	.31
6.0	.51	.42	.35	.49	.41	.34	.45	.38	.33	.42	.36	.31	.38	.33	.29	.27
7.0	.46	.37	.31	.44	.36	.30	.41	.34	.29	.38	.32	.27	.35	.30	.26	.23
8.0	.42	.33	.27	.40	.32	.27	.37	.30	.25	.35	.29	.24	.32	.27	.23	.21
9.0	.38	.30	.24	.37	.29	.24	.34	.28	.23	.32	.26	.22	.30	.24	.21	.19
10.0	.35	.27	.22	.34	.27	.22	.32	.25	.21	.30	.24	.20	.27	.22	.19	.17



C Range: 0 - 360DEG  
 C Interval: 22.5DEG  
 Test Speed: HIGH  
 Temperature:25.3DEG  
 Operators:admin Test  
 Date:2022-04-15

□ Range: 0 - 180DEG  
 □ Interval: 1.0DEG  
 Test System:EVERFINE GO-2000B\_V1 SYSTEM V2.00.411  
 Humidity:65.0%  
 Test Distance:8.780m [K=1.0000]  
 Remarks:

**WEC AND CCEC**

Test:U:120.08V I:0.3844A P:41.780W PF:0.9040 Freq:50.00Hz Lamp Flux:3263.55x1 lm		
NAME: ASD Lighting Corp	TYPE:	WEIGHT:
SPEC.:ASD-LFC-MY-20D42-AC-3500K	DIM.:	SERIAL No.:
MFR.: ASD Lighting Corp	SUR.:0.5*0.5	Shielding Angle:

<input type="checkbox"/> cc	80%	70%	50%	30%	10%	0
<input type="checkbox"/> w	50% 30% 10%	50% 30% 10%	50% 30% 10%	50% 30% 10%	50% 30% 10%	0
<input type="checkbox"/> fc	20%	20%	20%	20%	20%	0
RCR	RCR:Room Cavity Ratio		Wall Exitance Coefficients (WEC)			
0.0						
1.0	.353 .201 .064	.340 .194 .062	.316 .181 .058	.294 .170 .054	.273 .158 .051	
2.0	.314 .172 .053	.302 .167 .051	.280 .156 .048	.260 .146 .046	.241 .137 .043	
3.0	.283 .151 .045	.272 .146 .044	.252 .137 .042	.234 .128 .039	.217 .120 .037	
4.0	.257 .133 .039	.247 .129 .038	.229 .122 .036	.213 .114 .034	.197 .107 .033	
5.0	.235 .120 .035	.226 .116 .034	.210 .109 .032	.195 .103 .031	.180 .096 .029	
6.0	.216 .108 .031	.208 .105 .030	.193 .099 .029	.179 .093 .027	.166 .088 .026	
7.0	.200 .099 .028	.193 .096 .027	.179 .091 .026	.166 .085 .025	.154 .080 .024	
8.0	.186 .091 .026	.179 .088 .025	.167 .083 .024	.155 .079 .023	.144 .074 .022	
9.0	.174 .084 .023	.168 .082 .023	.156 .077 .022	.145 .073 .021	.135 .068 .020	
10.0	.163 .078 .022	.157 .076 .021	.147 .072 .020	.136 .068 .019	.127 .064 .018	

<input type="checkbox"/> cc	80%	70%	50%	30%	10%	0
<input type="checkbox"/> w	50% 30% 10%	50% 30% 10%	50% 30% 10%	50% 30% 10%	50% 30% 10%	0
<input type="checkbox"/> fc	20%	20%	20%	20%	20%	0
RCR	RCR:Room Cavity Ratio		Ceiling Cavity Exitance Coefficients (CCEC)			
0.0	.336 .336 .336	.287 .287 .287	.196 .196 .196	.113 .113 .113	.036 .036 .036	
1.0	.330 .302 .278	.282 .260 .239	.193 .179 .165	.111 .103 .096	.036 .033 .031	
2.0	.323 .279 .243	.277 .241 .210	.190 .166 .147	.109 .097 .086	.035 .031 .028	
3.0	.315 .263 .221	.270 .227 .192	.186 .158 .134	.107 .092 .079	.034 .030 .026	
4.0	.308 .250 .206	.264 .216 .179	.182 .151 .126	.105 .088 .075	.034 .029 .025	
5.0	.300 .240 .196	.258 .208 .171	.178 .145 .120	.103 .085 .071	.033 .028 .024	
6.0	.293 .232 .189	.252 .201 .164	.174 .141 .116	.101 .083 .069	.033 .027 .023	
7.0	.286 .226 .183	.246 .196 .160	.170 .137 .113	.099 .081 .067	.032 .026 .022	
8.0	.280 .220 .179	.241 .191 .156	.167 .134 .111	.097 .079 .066	.031 .026 .022	
9.0	.274 .216 .176	.236 .187 .154	.163 .132 .109	.095 .078 .065	.031 .025 .022	
10.0	.268 .211 .174	.231 .184 .152	.160 .129 .108	.094 .076 .064	.030 .025 .021	

C Range: 0 - 360DEG  
 C Interval: 22.5DEG  
 Test Speed: HIGH  
 Temperature:25.3DEG  
 Operators:admin Test  
 Date:2022-04-15

Range: 0 - 180DEG  
 Interval: 1.0DEG  
 Test System:EVERFINE GO-2000B\_V1 SYSTEM V2.00.411  
 Humidity:65.0%  
 Test Distance:8.780m [K=1.0000]  
 Remarks:

**UGR(Unified Glare Rating) Table**

Test:U:120.08V I:0.3844A P:41.780W PF:0.9040 Freq:50.00Hz Lamp Flux:3263.55x1 lm										
NAME: ASD Lighting Corp					TYPE:			WEIGHT:		
SPEC.:ASD-LFC-MY-20D42-AC-3500K					DIM.:			SERIAL No.:		
MFR.: ASD Lighting Corp					SUR.:0.5*0.5			Shielding Angle:		
ceiling/cavity	0.7	0.7	0.5	0.5	0.3	0.7	0.7	0.5	0.5	0.3
walls	0.5	0.3	0.5	0.3	0.3	0.5	0.3	0.5	0.3	0.3
working plane	0.2	0.2	0.2	0.2	0.2	0.2	0.2	0.2	0.2	0.2
Room dimensions	Viewed crosswise					Viewed endwise				
x = 2H y = 2H	11.8	13.1	12.3	13.6	14.2	11.8	13.1	12.3	13.6	14.2
3H	13.7	14.9	14.3	15.5	16.1	13.7	14.9	14.2	15.4	16.0
4H	14.6	15.8	15.2	16.4	17.0	14.6	15.8	15.2	16.3	17.0
6H	15.6	16.7	16.2	17.3	17.9	15.6	16.6	16.1	17.2	17.9
8H	16.1	17.1	16.7	17.7	18.4	16.0	17.1	16.7	17.7	18.4
12H	16.6	17.6	17.2	18.2	18.9	16.6	17.6	17.2	18.2	18.9
4H 2H	12.4	13.6	13.0	14.2	14.8	12.4	13.6	13.0	14.1	14.8
3H	14.5	15.5	15.2	16.2	16.8	14.5	15.5	15.1	16.1	16.8
4H	15.6	16.6	16.3	17.2	17.9	15.6	16.5	16.2	17.1	17.9
6H	16.7	17.6	17.4	18.2	19.0	16.7	17.5	17.4	18.2	18.9
8H	17.3	18.1	18.0	18.8	19.5	17.3	18.1	18.0	18.7	19.5
12H	18.0	18.7	18.7	19.4	20.2	18.0	18.7	18.7	19.4	20.2
8H 4H	16.0	16.8	16.7	17.4	18.2	16.0	16.7	16.6	17.4	18.2
6H	17.3	18.0	18.1	18.7	19.5	17.3	18.0	18.0	18.7	19.5
8H	18.1	18.7	18.8	19.4	20.2	18.1	18.6	18.8	19.4	20.2
12H	19.0	19.5	19.7	20.2	21.1	19.0	19.5	19.7	20.2	21.1
12H 4H	16.1	16.8	16.8	17.4	18.2	16.0	16.7	16.7	17.4	18.2
6H	17.5	18.1	18.2	18.8	19.6	17.5	18.0	18.2	18.7	19.6
8H	18.3	18.8	19.1	19.6	20.4	18.3	18.8	19.0	19.5	20.4
Variations with the observer position at spacings:										
S = 1.0H	+ 0.1 / - 0.1					+ 0.1 / - 0.1				
1.5H	+ 0.2 / - 0.3					+ 0.2 / - 0.3				
2.0H	+ 0.2 / - 0.3					+ 0.2 / - 0.4				

CIE Pub.117, 3264 lm Total Lamp Luminous Flux Corrected (8log(F/F0) = 4.1)  
 Area: 0.7853 m2

C Range: 0 - 360DEG  
 C Interval: 22.5DEG  
 Test Speed: HIGH  
 Temperature:25.3DEG  
 Operators:admin Test  
 Date:2022-04-15

Range: 0 - 180DEG  
 Interval: 1.0DEG  
 Test System:EVERFINE GO-2000B\_V1 SYSTEM V2.00.411  
 Humidity:65.0%  
 Test Distance:8.780m [K=1.0000]  
 Remarks:

**UTILIZATION FACTORS TABLE**

Test:U:120.08V I:0.3844A P:41.780W PF:0.9040 Freq:50.00Hz Lamp Flux:3263.55x1 lm		
NAME: ASD Lighting Corp	TYPE:	WEIGHT:
SPEC.:ASD-LFC-MY-20D42-AC-3500K	DIM.:	SERIAL No.:
MFR.: ASD Lighting Corp	SUR.:0.5*0.5	Shielding Angle:

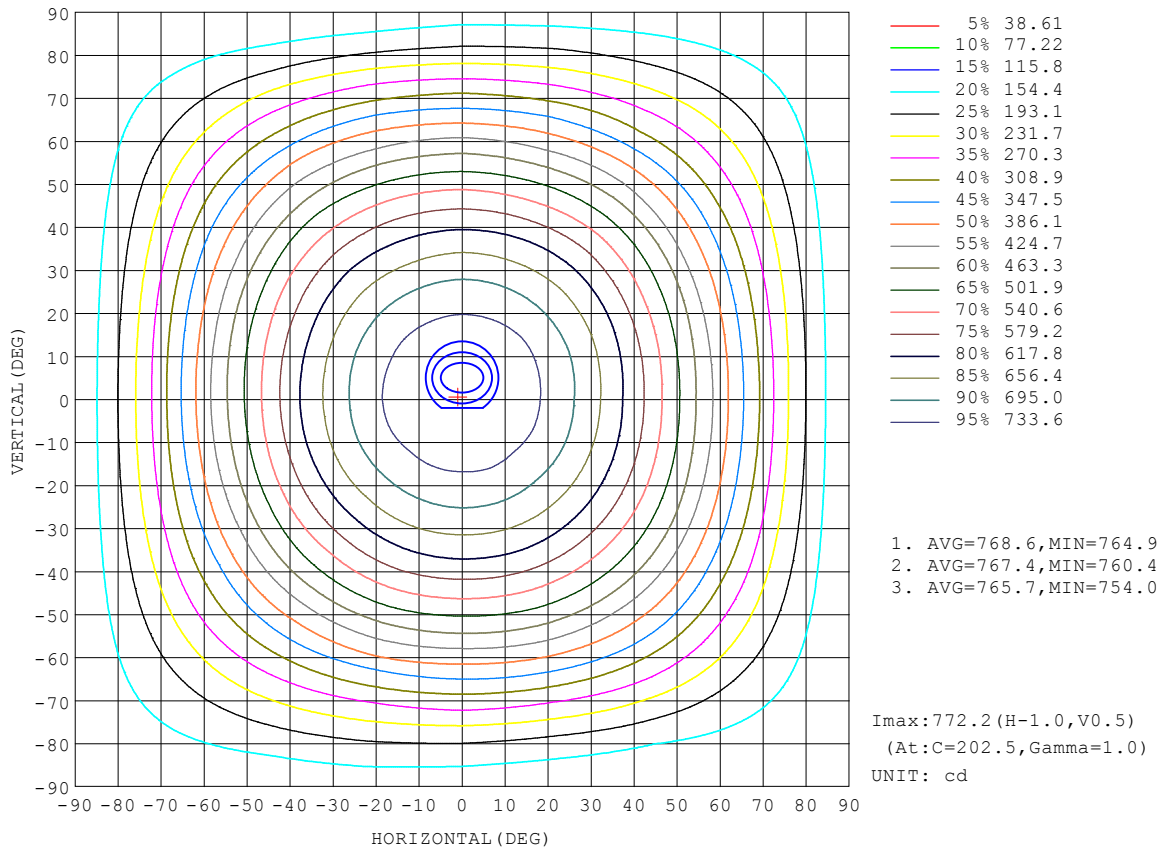
REFLECTANCE										
Ceiling	0.8	0.8	0.8	0.7	0.7	0.7	0.5	0.5	0.5	0
Walls	0.7	0.5	0.3	0.7	0.5	0.3	0.7	0.5	0.3	0
Working plane	0.2	0.2	0.2	0.2	0.2	0.2	0.2	0.2	0.2	0
ROOM INDEX	UTILIZATION FACTORS (PERCENT) $k(RI) \times RCR = 5$									
k = 0.60	49	37	30	48	36	30	46	35	29	22
0.80	58	46	38	57	45	38	54	43	37	29
1.00	66	54	46	64	53	45	61	53	44	35
1.25	73	61	53	71	60	52	66	57	50	41
1.50	78	67	59	76	65	58	71	62	55	45
2.00	86	75	68	82	73	66	77	69	63	51
2.50	90	81	73	87	78	71	80	73	68	55
3.00	94	85	78	90	82	76	83	77	72	58
4.00	98	91	85	94	88	82	87	82	77	62
5.00	101	95	89	97	91	86	89	85	81	65
ROOM INDEX	UF(total)									Direct
According to DIN EN 13032-2 2004			Suspended				SHRNOM = 1.25			

C Range: 0 - 360DEG  
 C Interval: 22.5DEG  
 Test Speed: HIGH  
 Temperature:25.3DEG  
 Operators:admin Test  
 Date:2022-04-15

Range: 0 - 180DEG  
 Interval: 1.0DEG  
 Test System:EVERFINE GO-2000B\_V1 SYSTEM V2.00.411  
 Humidity:65.0%  
 Test Distance:8.780m [K=1.0000]  
 Remarks:

**ISOCANDELA DIAGRAM**

Test:U:120.08V I:0.3844A P:41.780W PF:0.9040 Freq:50.00Hz Lamp Flux:3263.55x1 lm		
NAME: ASD Lighting Corp	TYPE:	WEIGHT:
SPEC.:ASD-LFC-MY-20D42-AC-3500K	DIM.:	SERIAL No.:
MFR.: ASD Lighting Corp	SUR.:0.5*0.5	Shielding Angle:



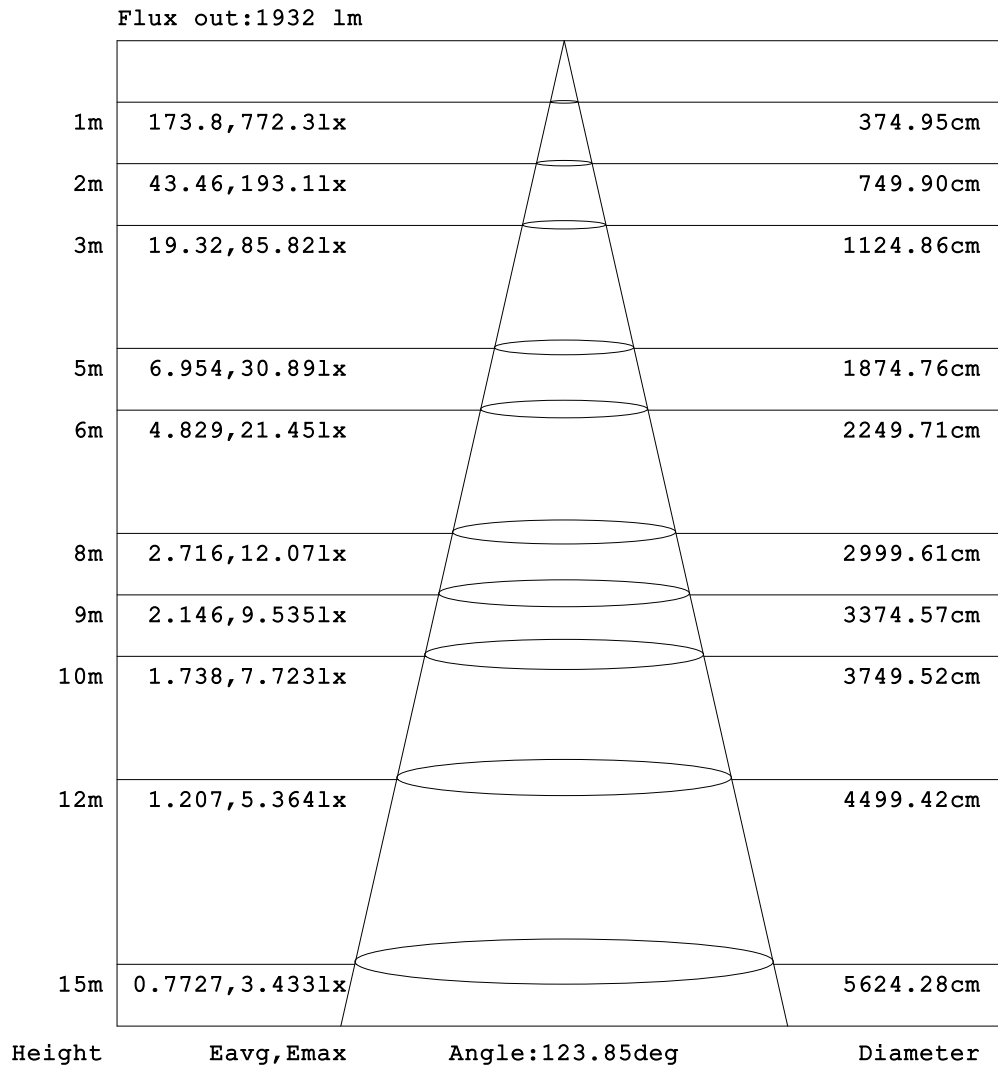
C Range: 0 - 360DEG  
 C Interval: 22.5DEG  
 Test Speed: HIGH  
 Temperature:25.3DEG  
 Operators:admin Test  
 Date:2022-04-15

Range: 0 - 180DEG  
 Interval: 1.0DEG  
 Test System:EVERFINE GO-2000B\_V1 SYSTEM V2.00.411  
 Humidity:65.0%  
 Test Distance:8.780m [K=1.0000]  
 Remarks:



**AAI Figure**

Test:U:120.08V I:0.3844A P:41.780W PF:0.9040 Freq:50.00Hz Lamp Flux:3263.55x1 lm		
NAME: ASD Lighting Corp	TYPE:	WEIGHT:
SPEC.:ASD-LFC-MY-20D42-AC-3500K	DIM.:	SERIAL No.:
MFR.: ASD Lighting Corp	SUR.:0.5*0.5	Shielding Angle:



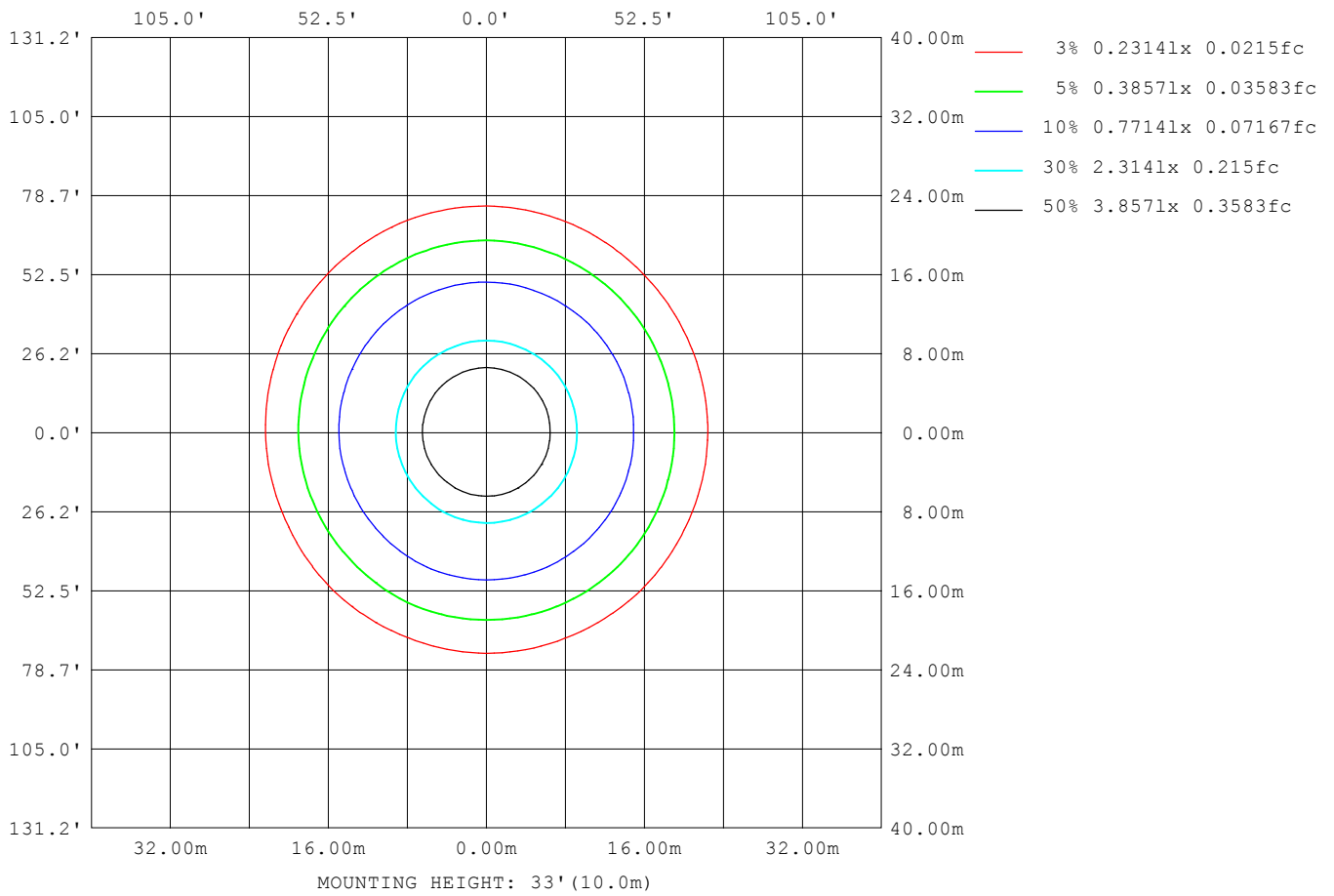
Note:The Curves indicate the illuminated area and the average illumination when the luminaire is at different distance.

C Range: 0 - 360DEG  
 C Interval: 22.5DEG  
 Test Speed: HIGH  
 Temperature:25.3DEG  
 Operators:admin Test  
 Date:2022-04-15

Range: 0 - 180DEG  
 Interval: 1.0DEG  
 Test System:EVERFINE GO-2000B\_V1 SYSTEM V2.00.411  
 Humidity:65.0%  
 Test Distance:8.780m [K=1.0000]  
 Remarks:

**ISOLUX DIAGRAM**

Test:U:120.08V I:0.3844A P:41.780W PF:0.9040 Freq:50.00Hz Lamp Flux:3263.55x1 lm		
NAME: ASD Lighting Corp	TYPE:	WEIGHT:
SPEC.:ASD-LFC-MY-20D42-AC-3500K	DIM.:	SERIAL No.:
MFR.: ASD Lighting Corp	SUR.:0.5*0.5	Shielding Angle:



C Range: 0 - 360DEG  
 C Interval: 22.5DEG  
 Test Speed: HIGH  
 Temperature:25.3DEG  
 Operators:admin Test  
 Date:2022-04-15

Range: 0 - 180DEG  
 Interval: 1.0DEG  
 Test System:EVERFINE GO-2000B\_V1 SYSTEM V2.00.411  
 Humidity:65.0%  
 Test Distance:8.780m [K=1.0000]  
 Remarks:

### LED Avg.L Report

Test:U:120.08V I:0.3844A P:41.780W PF:0.9040 Freq:50.00Hz Lamp Flux:3263.55x1 lm		
NAME: ASD Lighting Corp	TYPE:	WEIGHT:
SPEC.:ASD-LFC-MY-20D42-AC-3500K	DIM.:	SERIAL No.:
MFR.: ASD Lighting Corp	SUR.:0.5*0.5	Shielding Angle:

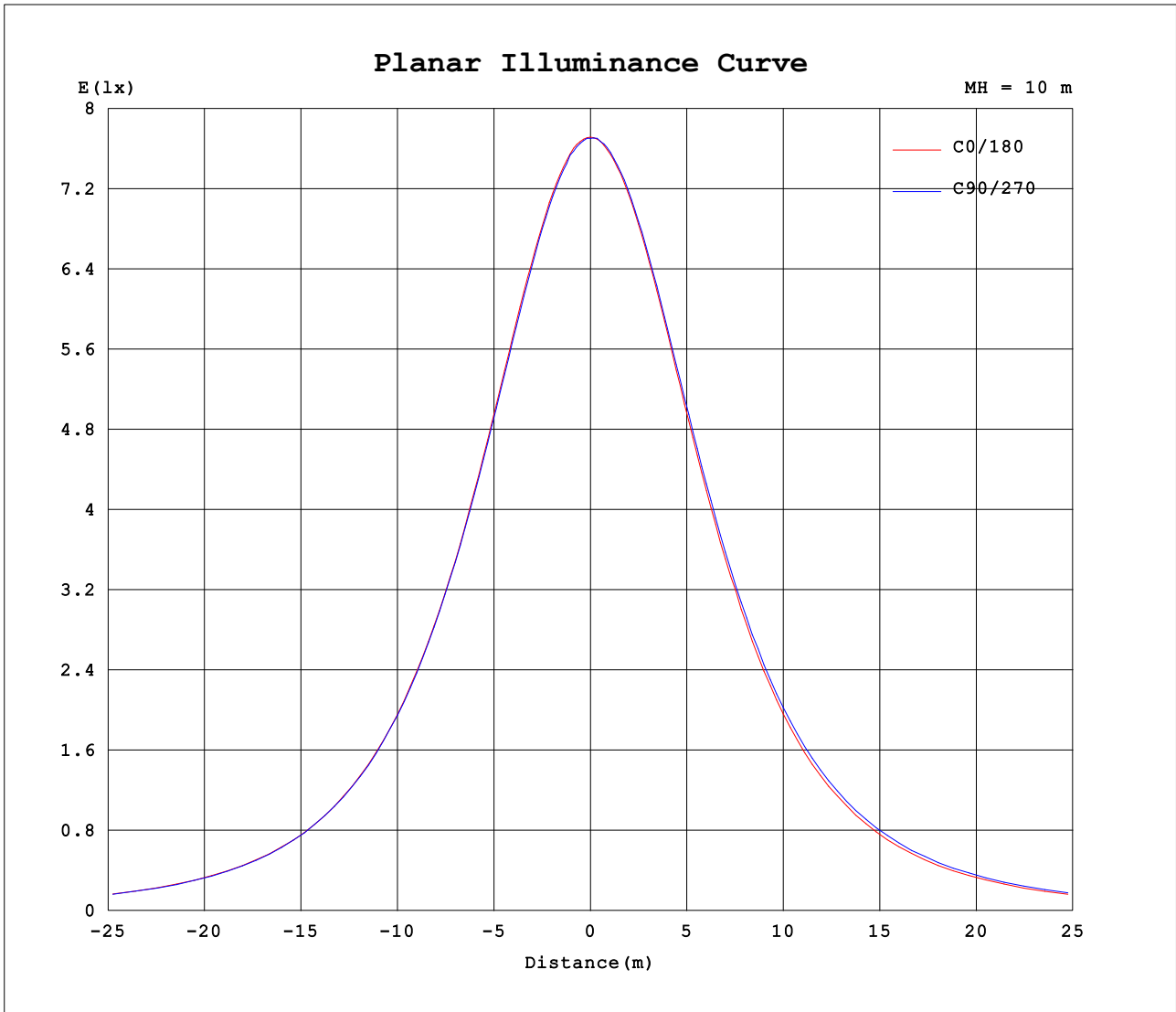
AvgL	cd/m2
L_0~180 (65) av	1062
L_0~180 (75) av	1195
L_0~180 (85) av	2229
L_90~270 (65) av	1093
L_90~270 (75) av	1243
L_90~270 (85) av	2373
L_45 (65) av	1075
L_45 (75) av	1205
L_45 (85) av	2227

Standard: GB/T 29293-2012

C Range: 0 - 360DEG  
 C Interval: 22.5DEG  
 Test Speed: HIGH  
 Temperature:25.3DEG  
 Operators:admin Test  
 Date:2022-04-15

Range: 0 - 180DEG  
 Interval: 1.0DEG  
 Test System:EVERFINE GO-2000B\_V1 SYSTEM V2.00.411  
 Humidity:65.0%  
 Test Distance:8.780m [K=1.0000]  
 Remarks:

Planar Illuminance Curve



C Range: 0 - 360DEG  
 C Interval: 22.5DEG  
 Test Speed: HIGH  
 Temperature:25.3DEG  
 Operators:admin Test  
 Date:2022-04-15

Range: 0 - 180DEG  
 Interval: 1.0DEG  
 Test System:EVERFINE GO-2000B\_V1 SYSTEM V2.00.411  
 Humidity:65.0%  
 Test Distance:8.780m [K=1.0000]  
 Remarks:

**LUMINOUS DISTRIBUTION INTENSITY DATA**

Test:U:120.08V I:0.3844A P:41.780W PF:0.9040 Freq:50.00Hz Lamp Flux:3263.55x1 lm		
NAME: ASD Lighting Corp	TYPE:	WEIGHT:
SPEC.:ASD-LFC-MY-20D42-AC-3500K	DIM.:	SERIAL No.:
MFR.: ASD Lighting Corp	SUR.:0.5*0.5	Shielding Angle:

Table--1

UNIT: cd

C (DEG) □ (DEG)	0	22.5	45	67.5	90	112.5	135	157.5	180	202.5	225	247.5	270	292.5	315	337.5			
0	771	772	770	771	770	771	771	772	771	772	770	771	770	771	771	772			
5	769	768	767	767	766	768	768	769	768	770	769	770	770	769	770	769			
10	759	758	757	756	756	757	758	759	760	761	762	763	763	764	762	762			
15	745	744	741	741	741	741	742	744	747	747	749	749	751	750	751	748			
20	726	724	721	722	720	721	721	725	727	729	731	731	732	733	733	729			
25	701	700	697	697	696	695	696	699	703	706	708	708	711	710	709	707			
30	671	669	668	668	666	666	666	669	673	675	680	680	682	682	681	677			
35	635	635	635	634	633	631	631	636	638	641	647	647	651	649	648	643			
40	598	597	598	597	595	593	590	593	598	602	611	612	613	612	611	604			
45	554	556	554	555	551	551	546	549	555	561	569	573	573	571	570	562			
50	508	509	508	509	505	505	500	500	508	517	524	529	529	524	522	513			
55	457	461	457	459	457	457	451	451	460	469	478	481	483	475	473	466			
60	408	407	405	407	404	401	399	398	407	413	425	428	436	424	421	409			
65	353	350	352	349	348	342	343	340	352	358	370	374	377	372	363	354			
70	297	296	293	292	294	293	289	289	293	303	309	320	319	319	304	301			
75	242	239	235	235	241	242	239	240	243	248	253	263	264	262	252	249			
80	192	187	181	184	193	195	193	192	194	194	196	204	212	211	205	199			
85	152	146	142	148	156	159	154	154	154	151	151	159	169	167	163	157			
90	125	121	122	128	134	134	128	128	128	126	124	130	138	138	134	128			
95	109	110	115	119	122	119	112	112	114	114	113	116	120	119	114	110			
100	103	107	113	117	117	112	104	105	108	111	111	112	113	108	103	101			
105	102	106	112	117	116	108	99.8	102	107	111	110	111	110	105	97.9	97.4			
110	102	105	110	115	114	106	97.9	101	108	111	109	110	109	103	95.3	96.3			
115	98.1	102	108	113	112	105	97.0	93.6	104	106	108	109	108	102	93.7	93.9			
120	90.9	98.0	106	111	109	103	96.3	90.3	98.5	101	107	107	106	101	92.9	87.9			
125	90.4	94.7	103	108	106	100	93.0	89.6	98.1	100	105	105	104	99.3	91.3	82.6			
130	89.5	91.7	98.7	105	103	98.1	86.7	88.6	97.1	98.4	99.7	102	102	96.4	87.8	78.9			
135	88.2	88.7	92.9	101	101	95.4	85.2	87.7	95.8	96.0	95.5	98.1	99.0	93.6	83.6	76.0			
140	86.5	83.9	87.8	95.3	97.9	89.8	84.6	87.3	94.0	94.2	92.9	91.8	95.4	87.8	78.3	73.2			
145	84.1	82.0	83.9	88.7	94.5	86.5	84.6	87.6	92.6	91.6	90.3	86.2	90.2	80.9	73.7	71.2			
150	81.1	80.6	81.9	85.7	89.5	85.7	85.0	83.8	90.9	87.3	87.2	86.3	85.6	77.9	70.8	70.9			
155	78.2	78.3	79.7	82.5	85.9	85.1	81.9	81.0	88.7	82.4	82.5	84.8	82.8	76.7	69.7	70.2			
160	75.6	77.1	78.1	80.6	83.5	83.7	77.3	77.1	85.9	77.3	78.0	82.2	80.1	75.9	70.9	70.8			
165	73.6	74.7	76.9	78.6	81.9	79.7	73.1	74.3	84.2	74.5	73.5	78.1	78.1	74.2	72.6	71.5			
170	76.5	79.5	83.7	81.5	82.1	76.0	75.0	77.9	87.4	81.5	79.5	73.6	75.6	76.7	80.3	78.5			
175	80.9	85.7	85.7	83.4	83.3	79.4	78.0	85.3	88.5	87.6	82.2	81.7	77.8	76.4	82.5	86.6			
180	87.4	89.3	88.9	84.4	85.1	79.3	84.5	89.1	87.4	89.3	88.9	84.5	85.1	79.4	84.5	89.1			

C Range: 0 - 360DEG  
 C Interval: 22.5DEG  
 Test Speed: HIGH  
 Temperature:25.3DEG  
 Operators:admin Test  
 Date:2022-04-15

□ Range: 0 - 180DEG  
 □ Interval: 1.0DEG  
 Test System:EVERFINE GO-2000B\_V1 SYSTEM V2.00.411  
 Humidity:65.0%  
 Test Distance:8.780m [K=1.0000]  
 Remarks: