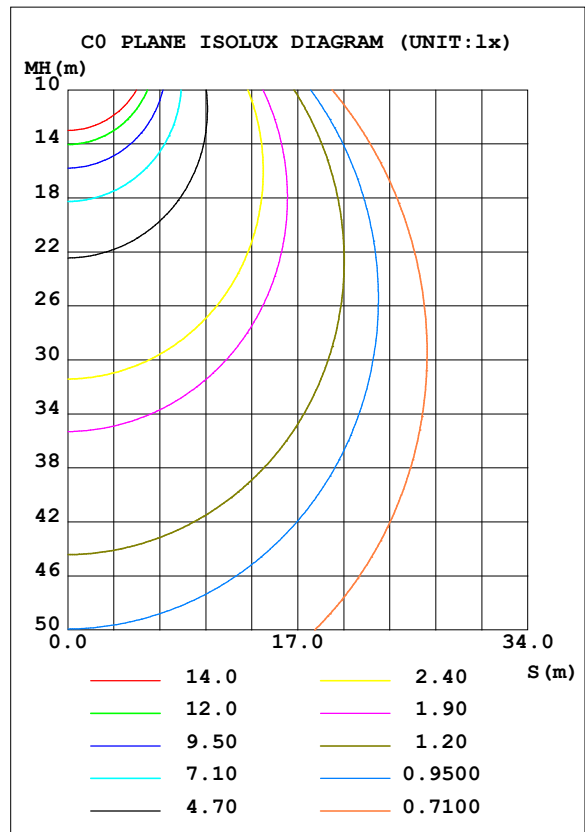
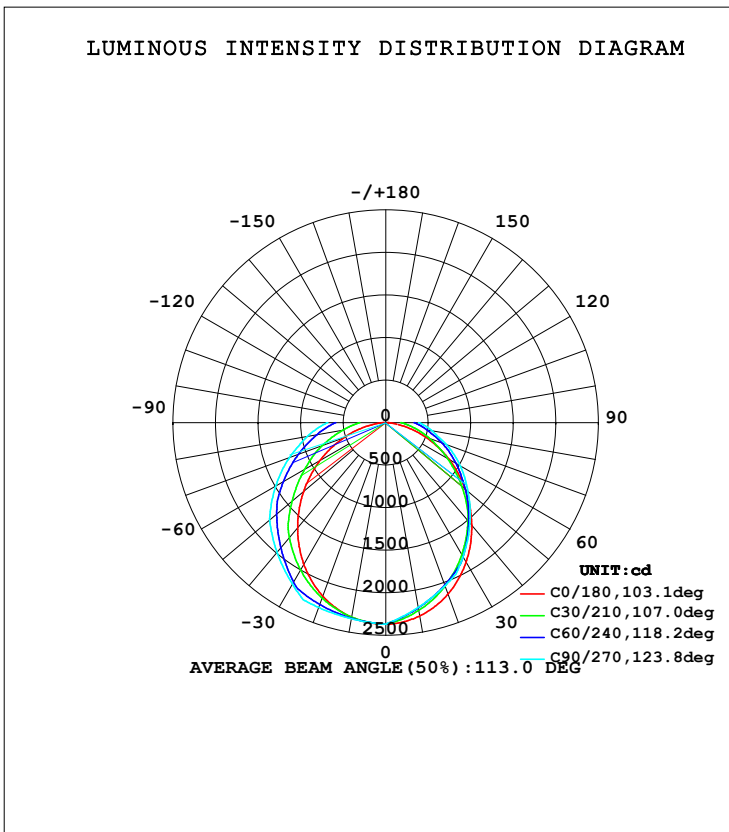


LUMINAIRE PHOTOMETRIC TEST REPORT

Test:U:120.4V I:0.4833A P:58W PF:0.9943 Lamp Flux:7802x1 lm		
NAME: ASD-LVP-FS-4D5850	TYPE:LED	WEIGHT:
SPEC.:	DIM.:	SERIAL No.:
MFR.: ASD lighting corp.	SUR.:	PROTECTION ANGLE:

DATA OF LAMP		PHOTOMETRIC DATA Eff: 134.52 lm/W			
MODEL	ASD-LVP-FS-4D5850	I _{max} (cd)	2369	S/MH (C0/180)	1.21
NOMINAL POWER (W)	58	LOR (%)	100.0	S/MH (C90/270)	1.37
RATED VOLTAGE (V)	120-277	TOTAL FLUX (lm)	7802	η UP, DN (C0-180)	0.0, 44.4
NOMINAL FLUX (lm)	7802	CIE CLASS	DIRECT	η UP, DN (C180-360)	0.0, 55.6
LAMPS INSIDE	1	η up (%)	0.0	CIBSE SHR NOM	1.25
TEST VOLTAGE (V)	120	η down (%)	100.0	CIBSE SHR MAX	1.35



C Range: 0 - 360DEG
 C Interval: 5.0DEG
 Test Speed: HIGH
 Temperature: 25DEG
 Operators:
 Test Date: 2019-07-01

γ Range: 0 - 90DEG
 γ Interval: 0.5DEG
 Test System: EVERFINE GO-2000A_V1 SYSTEM V2.0.290
 Humidity: 50%
 Test Distance: 8.600m [K=1.0000]
 Remarks:

ZONAL FLUX DIAGRAM

ZONAL FLUX DIAGRAM:

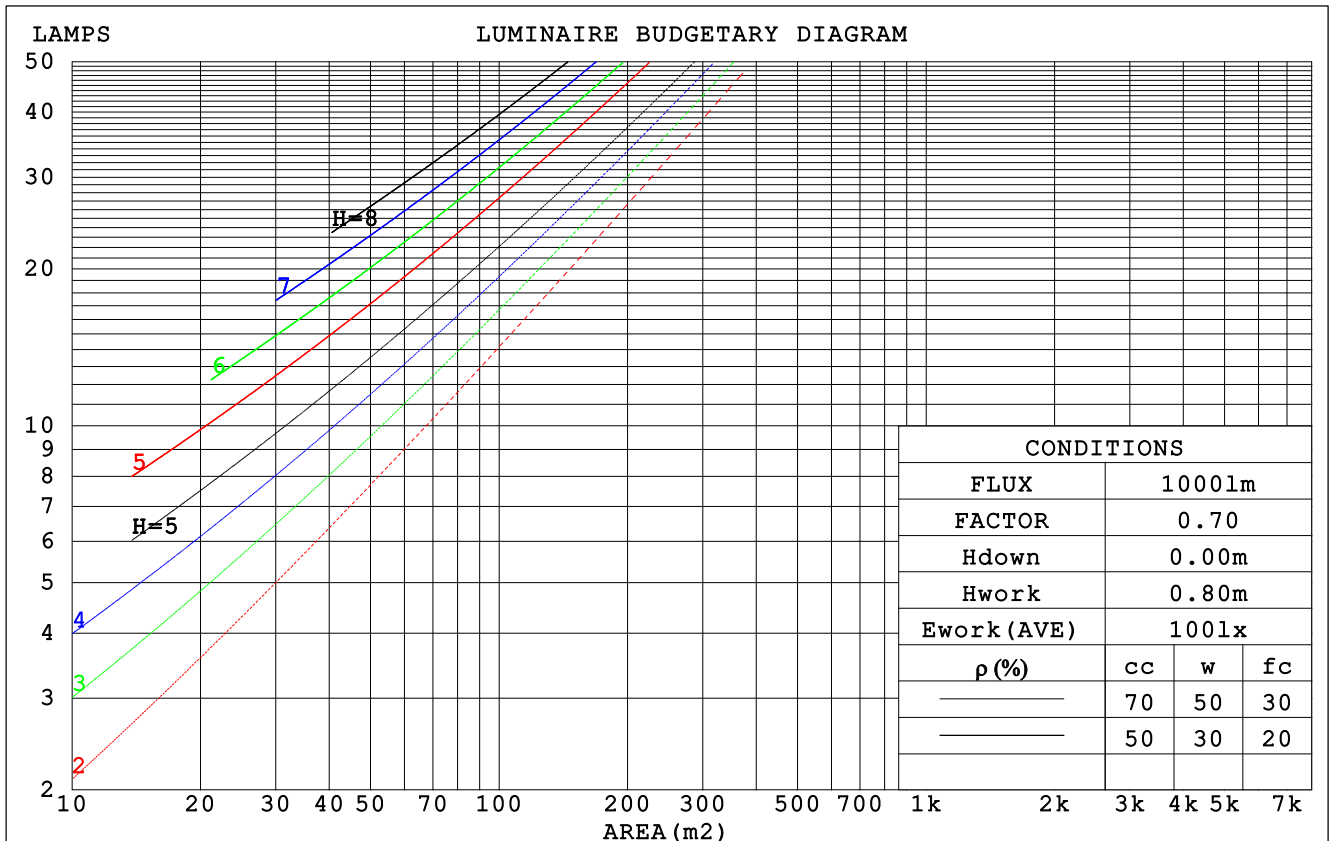
γ	C0	C45	C90	C135	C180	C225	C270	C315	γ	Φ zone	Φ total	%lum,lamp
5	2351	2301	2287	2306	2358	2354	2354	2349	0- 5	56.05	56.05	0.78,0.78
10	2307	2222	2205	2231	2321	2326	2340	2316	5- 10	164.8	220.9	3.06,3.06
15	2237	2131	2123	2143	2257	2285	2326	2271	10- 15	266.6	487.5	6.76,6.76
20	2143	2030	2041	2044	2169	2233	2311	2214	15- 20	359.1	846.6	11.7,11.7
25	2026	1921	1958	1936	2057	2169	2297	2146	20- 25	440.2	1287	17.8,17.8
30	1891	1805	1819	1821	1926	2097	2194	2071	25- 30	506.5	1793	24.9,24.9
35	1738	1672	1679	1687	1777	1997	2092	1967	30- 35	552.8	2346	32.5,32.5
40	1574	1509	1540	1524	1613	1849	1989	1816	35- 40	580.3	2926	40.6,40.6
45	1400	1347	1400	1363	1441	1700	1886	1665	40- 45	590.2	3517	48.8,48.8
50	1220	1189	1261	1205	1261	1553	1784	1517	45- 50	583.8	4100	56.8,56.8
55	1038	1036	1135	1051	1078	1411	1639	1373	50- 55	562.3	4663	64.6,64.6
60	855.3	890.0	1010	904.5	894.4	1270	1495	1230	55- 60	526.8	5189	71.9,71.9
65	674.2	760.8	884.0	771.2	711.4	1109	1350	1073	60- 65	480.3	5670	78.6,78.6
70	496.7	638.8	758.4	644.6	530.7	958.0	1205	925.2	65- 70	425.4	6095	84.5,84.5
75	327.8	523.1	632.8	524.2	357.8	816.2	1061	787.1	70- 75	365.0	6460	89.6,89.6
80	175.9	417.4	550.5	414.1	198.7	685.0	935.3	659.5	75- 80	304.1	6764	93.8,93.8
85	60.84	339.0	468.1	334.8	76.18	572.0	809.7	548.4	80- 85	249.1	7013	97.2,97.2
90	21.97	264.0	385.8	259.1	30.49	464.9	684.1	443.3	85- 90	199.9	7213	100,100
95									90- 95			
100									95-100			
105									100-105			
110									105-110			
115									110-115			
120									115-120			
125									120-125			
130									125-130			
135									130-135			
140									135-140			
145									140-145			
150									145-150			
155									150-155			
160									155-160			
165									160-165			
170									165-170			
175									170-175			
180									175-180			
DEG	LUMINOUS INTENSITY:cd								UNIT:lm			

C Range: 0 - 360DEG
 C Interval: 5.0DEG
 Test Speed: HIGH
 Temperature:25DEG
 Operators:
 Test Date:2019-07-01

γ Range: 0 - 90DEG
 γ Interval: 0.5DEG
 γ Test System:EVERFINE GO-2000A_V1 SYSTEM V2.0.290
 Humidity:50%
 Test Distance:8.600m [K=1.0000]
 Remarks:

CU AND LUMINAIRE BUDGETARY ESTIMATE DIAGRAM

ρ_{cc}	80%			70%			50%			30%			10%			0
ρ_w	50%	30%	10%	50%	30%	10%	50%	30%	10%	50%	30%	10%	50%	30%	10%	0
ρ_{fc}	20%			20%			20%			20%			20%			0
RCR	RCR:Room Cavity Ratio						Coefficients of Utilization(CU)									
0.0	1.19	1.19	1.19	1.16	1.16	1.16	1.11	1.11	1.11	1.06	1.06	1.06	1.02	1.02	1.02	.00
1.0	1.01	.96	.91	.99	.94	.90	.94	.90	.87	.90	.87	.84	.87	.84	.82	.79
2.0	.87	.79	.73	.85	.78	.72	.81	.75	.70	.78	.73	.69	.75	.71	.67	.65
3.0	.76	.67	.60	.74	.66	.59	.71	.64	.58	.68	.62	.57	.66	.61	.56	.54
4.0	.67	.58	.51	.66	.57	.50	.63	.56	.49	.61	.54	.49	.59	.53	.48	.46
5.0	.60	.50	.43	.59	.50	.43	.57	.49	.43	.54	.48	.42	.53	.47	.42	.39
6.0	.54	.44	.38	.53	.44	.38	.51	.43	.37	.49	.42	.37	.48	.41	.37	.34
7.0	.49	.40	.33	.48	.39	.33	.46	.39	.33	.45	.38	.33	.44	.37	.32	.30
8.0	.45	.36	.30	.44	.35	.30	.42	.35	.29	.41	.34	.29	.40	.34	.29	.27
9.0	.41	.32	.27	.40	.32	.27	.39	.32	.26	.38	.31	.26	.37	.31	.26	.24
10.0	.38	.30	.24	.37	.29	.24	.36	.29	.24	.35	.29	.24	.34	.28	.24	.22



C Range: 0 - 360DEG
 C Interval: 5.0DEG
 Test Speed: HIGH
 Temperature:25DEG
 Operators:
 Test Date:2019-07-01

γ Range: 0 - 90DEG
 γ Interval: 0.5DEG
 Test System:EVERFINE GO-2000A_V1 SYSTEM V2.0.290
 Humidity:50%
 Test Distance:8.600m [K=1.0000]
 Remarks:

WEC AND CCEC

ρ_{cc}	80%			70%			50%			30%			10%			0
ρ_w	50%	30%	10%	50%	30%	10%	50%	30%	10%	50%	30%	10%	50%	30%	10%	0
ρ_{fc}	20%			20%			20%			20%			20%			0
RCR	RCR:Room Cavity Ratio						Wall Exitance Coefficients (WEC)									
0.0																
1.0	.366	.208	.066	.359	.205	.065	.346	.198	.063	.333	.192	.062	.322	.186	.060	
2.0	.324	.178	.055	.318	.175	.054	.306	.170	.053	.295	.165	.052	.285	.161	.051	
3.0	.292	.155	.046	.286	.153	.046	.275	.149	.045	.265	.145	.045	.256	.142	.044	
4.0	.264	.137	.040	.259	.136	.040	.250	.133	.040	.241	.130	.039	.233	.127	.039	
5.0	.242	.123	.036	.237	.122	.035	.229	.119	.035	.221	.117	.035	.214	.114	.034	
6.0	.222	.111	.032	.218	.110	.032	.211	.108	.031	.204	.106	.031	.197	.104	.031	
7.0	.205	.102	.029	.202	.101	.029	.195	.099	.028	.189	.097	.028	.183	.095	.028	
8.0	.191	.093	.026	.188	.093	.026	.182	.091	.026	.176	.089	.026	.171	.088	.026	
9.0	.178	.086	.024	.176	.086	.024	.170	.084	.024	.165	.083	.024	.161	.082	.024	
10.0	.167	.080	.022	.165	.080	.022	.160	.078	.022	.155	.077	.022	.151	.076	.022	

ρ_{cc}	80%			70%			50%			30%			10%			0
ρ_w	50%	30%	10%	50%	30%	10%	50%	30%	10%	50%	30%	10%	50%	30%	10%	0
ρ_{fc}	20%			20%			20%			20%			20%			0
RCR	RCR:Room Cavity Ratio						Ceiling Cavity Exitance Coefficients (CCEC)									
0.0	.190	.190	.190	.163	.163	.163	.111	.111	.111	.064	.064	.064	.020	.020	.020	
1.0	.184	.156	.130	.158	.134	.112	.108	.092	.077	.062	.053	.045	.020	.017	.015	
2.0	.177	.132	.094	.151	.113	.081	.104	.078	.057	.060	.046	.033	.019	.015	.011	
3.0	.169	.114	.071	.145	.099	.062	.099	.069	.043	.057	.040	.026	.018	.013	.008	
4.0	.161	.101	.056	.138	.088	.049	.095	.061	.034	.055	.036	.020	.018	.012	.007	
5.0	.153	.091	.046	.131	.079	.040	.090	.055	.028	.052	.032	.017	.017	.011	.005	
6.0	.145	.083	.038	.125	.072	.033	.086	.050	.023	.050	.029	.014	.016	.010	.005	
7.0	.138	.076	.032	.119	.066	.028	.082	.046	.020	.048	.027	.012	.015	.009	.004	
8.0	.131	.070	.028	.113	.061	.024	.078	.043	.017	.045	.025	.010	.015	.008	.003	
9.0	.125	.065	.025	.107	.056	.022	.074	.040	.015	.043	.023	.009	.014	.008	.003	
10.0	.119	.061	.022	.102	.053	.019	.071	.037	.014	.041	.022	.008	.013	.007	.003	

C Range: 0 - 360DEG
 C Interval: 5.0DEG
 Test Speed: HIGH
 Temperature: 25DEG
 Operators:
 Test Date: 2019-07-01

γ Range: 0 - 90DEG
 γ Interval: 0.5DEG
 Test System: EVERFINE GO-2000A_V1 SYSTEM V2.0.290
 Humidity: 50%
 Test Distance: 8.600m [K=1.0000]
 Remarks:

UGR(Unified Glare Rating) Table

ceiling/cavity	0.7	0.7	0.5	0.5	0.3	0.7	0.7	0.5	0.5	0.3
walls	0.5	0.3	0.5	0.3	0.3	0.5	0.3	0.5	0.3	0.3
working plane	0.2	0.2	0.2	0.2	0.2	0.2	0.2	0.2	0.2	0.2
Room dimensions	Viewed crosswise					Viewed endwise				
x = 2H y = 2H	18.2	19.8	18.4	20.0	20.2	19.0	20.6	19.3	20.8	21.0
3H	19.5	21.0	19.8	21.2	21.4	21.1	22.6	21.4	22.8	23.1
4H	20.0	21.4	20.3	21.6	21.9	22.2	23.6	22.5	23.8	24.1
6H	20.3	21.6	20.6	21.9	22.2	23.4	24.7	23.7	25.0	25.3
8H	20.3	21.6	20.7	21.9	22.2	24.0	25.3	24.4	25.6	25.9
12H	20.4	21.6	20.7	21.9	22.2	24.8	26.0	25.1	26.3	26.7
4H 2H	18.9	20.3	19.2	20.6	20.8	19.6	21.0	19.9	21.3	21.5
3H	20.5	21.7	20.8	22.0	22.3	21.9	23.2	22.3	23.5	23.8
4H	21.1	22.3	21.5	22.6	22.9	23.2	24.3	23.5	24.6	25.0
6H	21.6	22.6	22.0	23.0	23.3	24.6	25.6	25.0	26.0	26.3
8H	21.7	22.7	22.1	23.1	23.5	25.4	26.3	25.8	26.7	27.1
12H	21.8	22.7	22.2	23.1	23.5	26.3	27.2	26.7	27.6	28.0
8H 4H	21.8	22.7	22.2	23.1	23.5	23.5	24.5	23.9	24.8	25.2
6H	22.5	23.4	23.0	23.8	24.2	25.2	26.0	25.6	26.4	26.9
8H	22.8	23.6	23.3	24.0	24.5	26.2	26.9	26.7	27.4	27.8
12H	23.1	23.7	23.6	24.2	24.7	27.4	28.0	27.9	28.5	28.9
12H 4H	21.9	22.9	22.4	23.2	23.7	23.5	24.4	24.0	24.8	25.2
6H	22.9	23.6	23.4	24.1	24.5	25.3	26.0	25.8	26.5	26.9
8H	23.3	24.0	23.8	24.4	24.9	26.4	27.1	26.9	27.5	28.0
Variations with the observer position at spacings:										
S = 1.0H	+ 0.1 / - 0.1					+ 0.1 / - 0.1				
1.5H	+ 0.1 / - 0.1					+ 0.2 / - 0.3				
2.0H	+ 0.1 / - 0.2					+ 0.2 / - 0.3				

CIE Pub.117 Corrected 7213 lm Total Lamp Luminous Flux. (8log(F/F0) = 6.9)

C Range: 0 - 360DEG
C Interval: 5.0DEG
Test Speed: HIGH
Temperature:25DEG
Operators:
Test Date:2019-07-01

γ Range: 0 - 90DEG
 γ Interval: 0.5DEG
Test System:EVERFINE GO-2000A_V1 SYSTEM V2.0.290
Humidity:50%
Test Distance:8.600m [K=1.0000]
Remarks:

UTILIZATION FACTORS TABLE

REFLECTANCE										
Ceiling	0.8	0.8	0.8	0.7	0.7	0.7	0.5	0.5	0.5	0
Walls	0.7	0.5	0.3	0.7	0.5	0.3	0.7	0.5	0.3	0
Working plane	0.2	0.2	0.2	0.2	0.2	0.2	0.2	0.2	0.2	0
ROOM INDEX	UTILIZATION FACTORS (PERCENT) $k(RI) \times RCR = 5$									
$k = 0.60$	55	44	36	55	43	36	54	43	36	29
0.80	65	53	45	64	53	45	62	52	45	37
1.00	73	61	54	72	61	53	70	62	53	45
1.25	80	69	61	79	68	61	76	67	60	52
1.50	85	74	67	83	73	66	80	72	65	57
2.00	92	82	75	90	81	74	86	79	73	65
2.50	96	87	80	94	86	80	90	83	78	69
3.00	100	92	85	97	90	84	93	87	82	73
4.00	104	97	92	101	95	90	97	92	88	78
5.00	106	101	96	104	99	94	99	95	91	82
ROOM INDEX	UF(total)									Direct
According to DIN EN 13032-2 2004			Suspended				SHRNOM = 1.25			

C Range: 0 - 360DEG
 C Interval: 5.0DEG
 Test Speed: HIGH
 Temperature: 25DEG
 Operators:
 Test Date: 2019-07-01

γ Range: 0 - 90DEG
 γ Interval: 0.5DEG
 Test System: EVERFINE GO-2000A_V1 SYSTEM V2.0.290
 Humidity: 50%
 Test Distance: 8.600m [K=1.0000]
 Remarks:

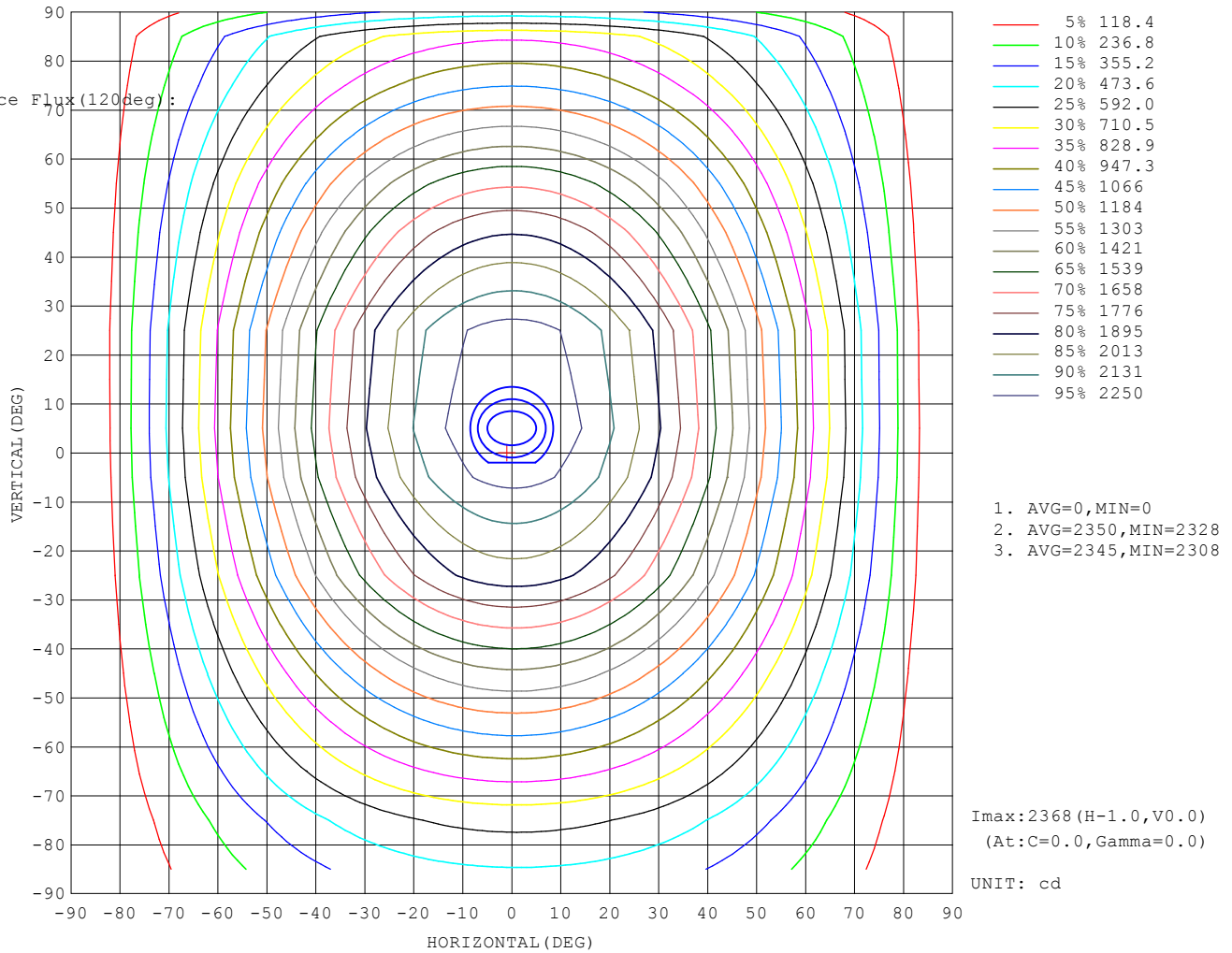
ISOCANDELA DIAGRAM

Conical surface Flux(90deg):

3516.6 lm
 %lum = 48.8%
 %lamp = 48.8%

Conical surface Flux(120deg):

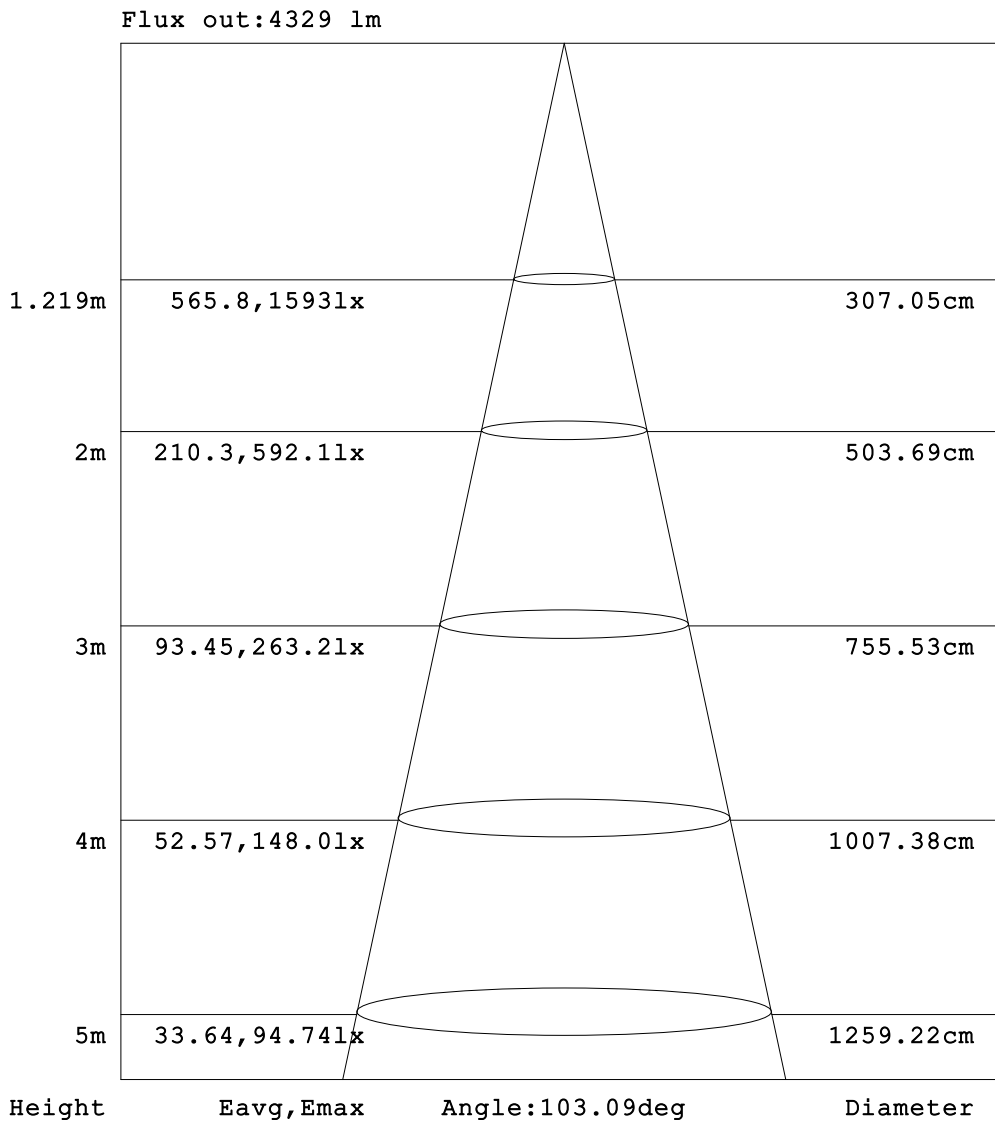
5189.5 lm
 %lum = 71.9%
 %lamp = 71.9%



C Range: 0 - 360DEG
 C Interval: 5.0DEG
 Test Speed: HIGH
 Temperature:25DEG
 Operators:
 Test Date:2019-07-01

γ Range: 0 - 90DEG
 γ Interval: 0.5DEG
 Test System:EVERFINE GO-2000A_V1 SYSTEM V2.0.290
 Humidity:50%
 Test Distance:8.600m [K=1.0000]
 Remarks:

AAI Figure

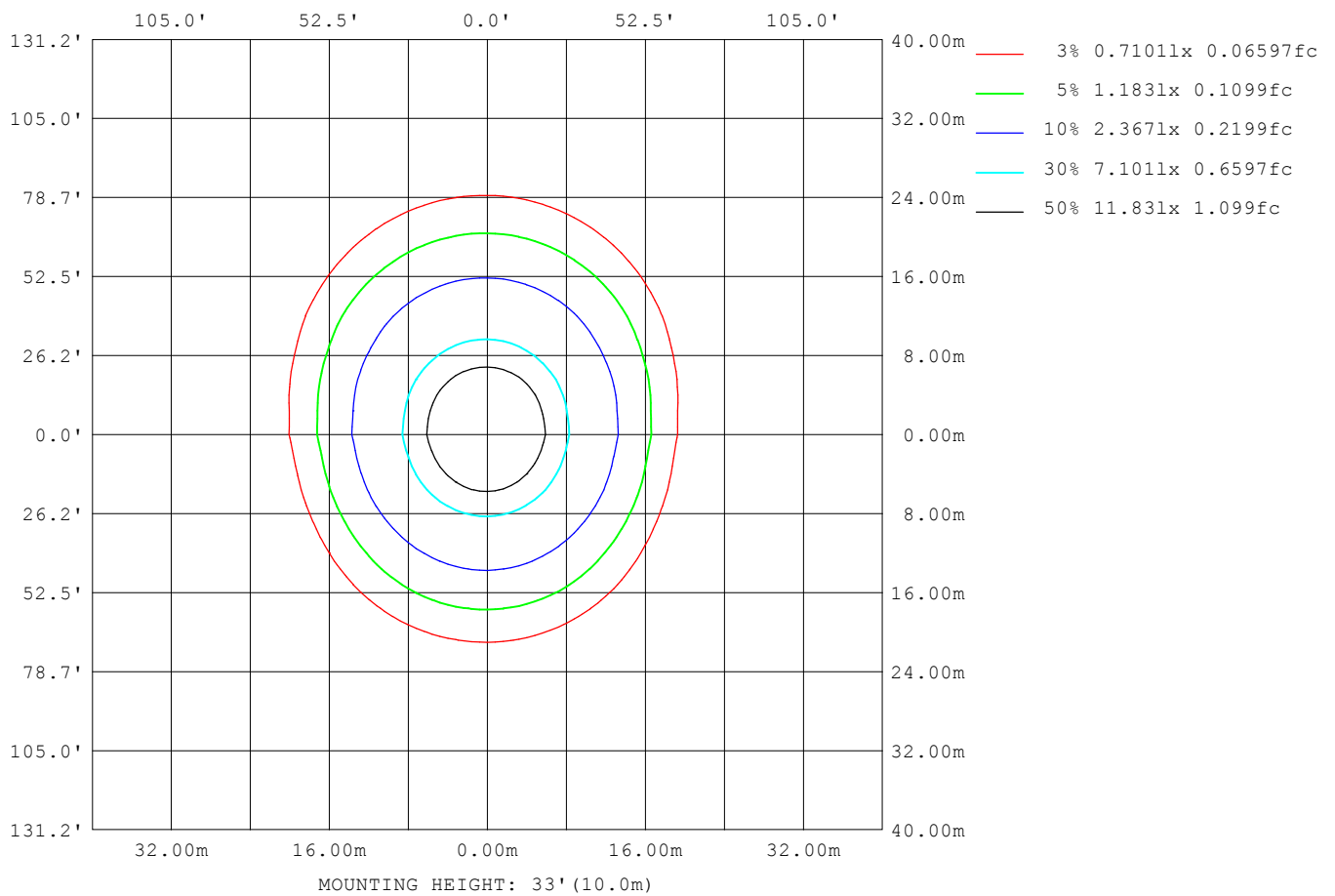


Note:The Curves indicate the illuminated area and the average illumination when the luminaire is at different distance.

C Range: 0 - 360DEG
 C Interval: 5.0DEG
 Test Speed: HIGH
 Temperature:25DEG
 Operators:
 Test Date:2019-07-01

γ Range: 0 - 90DEG
 γ Interval: 0.5DEG
 Test System:EVERFINE GO-2000A_V1 SYSTEM V2.0.290
 Humidity:50%
 Test Distance:8.600m [K=1.0000]
 Remarks:

ISOLUX DIAGRAM



C Range: 0 - 360DEG
 C Interval: 5.0DEG
 Test Speed: HIGH
 Temperature: 25DEG
 Operators:
 Test Date: 2019-07-01

γ Range: 0 - 90DEG
 γ Interval: 0.5DEG
 Test System: EVERFINE GO-2000A_V1 SYSTEM V2.0.290
 Humidity: 50%
 Test Distance: 8.600m [K=1.0000]
 Remarks:

LED Avg.L Report

Test:U:120.4V I:0.4833A P:58W PF:0.9943 Lamp Flux:7802x1 lm		
NAME: ASD-LVP-FS-4D5850	TYPE:LED	WEIGHT:
SPEC.:	DIM.:	SERIAL No.:
MFR.: ASD lighting corp.	SUR.:	PROTECTION ANGLE:

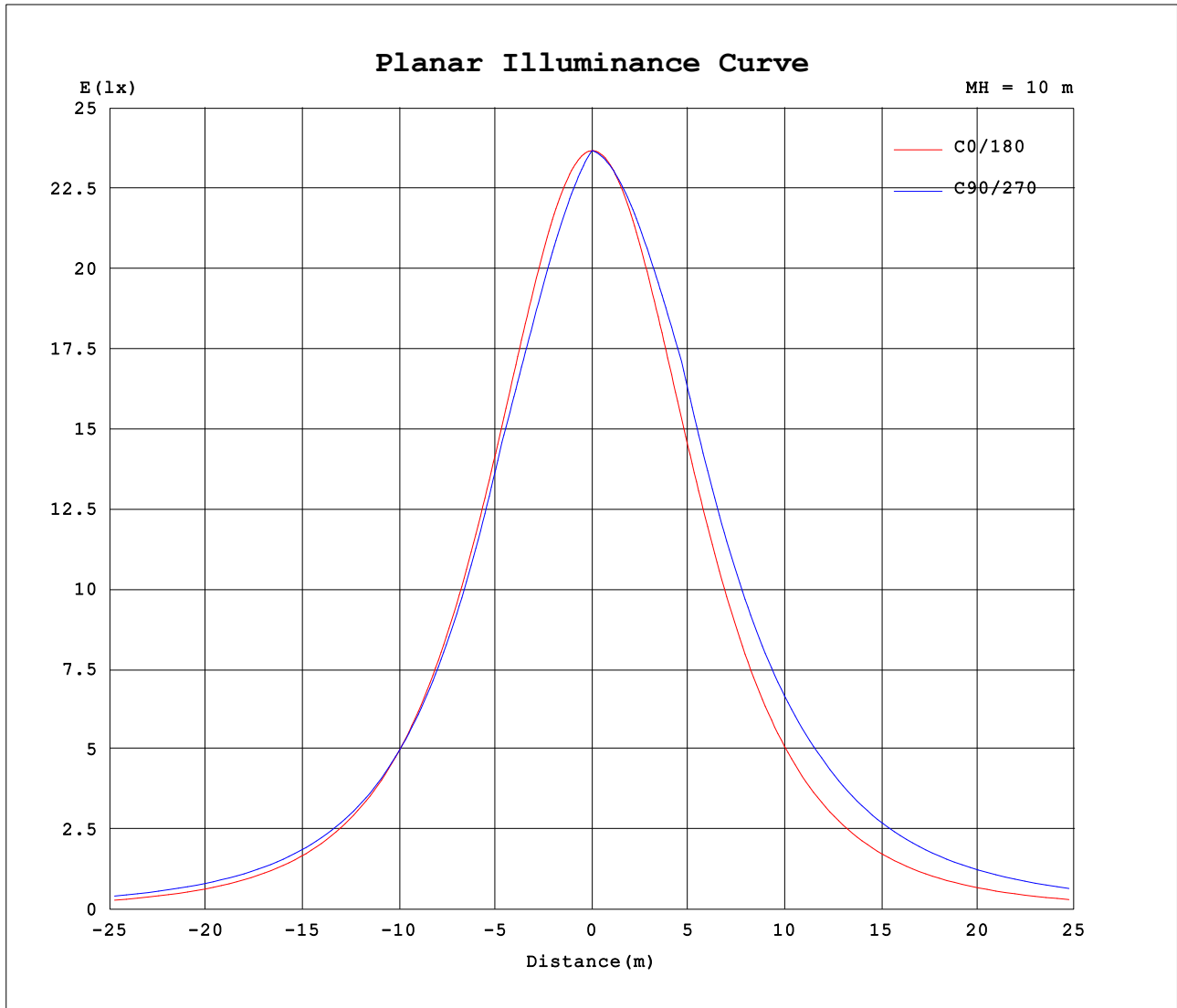
AvgL	cd/m2
L_0~180 (65) av	5653
L_0~180 (75) av	4567
L_0~180 (85) av	2710
L_90~270 (65) av	9114
L_90~270 (75) av	11283
L_90~270 (85) av	25279
L_45 (65) av	7576
L_45 (75) av	8829
L_45 (85) av	17748

Standard: GB/T 29293-2012

C Range: 0 - 360DEG
C Interval: 5.0DEG
Test Speed: HIGH
Temperature:25DEG
Operators:
Test Date:2019-07-01

γ Range: 0 - 90DEG
 γ Interval: 0.5DEG
Test System:EVERFINE GO-2000A_V1 SYSTEM V2.0.290
Humidity:50%
Test Distance:8.600m [K=1.0000]
Remarks:

Planar Illuminance Curve



C Range: 0 - 360DEG
 C Interval: 5.0DEG
 Test Speed: HIGH
 Temperature:25DEG
 Operators:
 Test Date:2019-07-01

γ Range: 0 - 90DEG
 γ Interval: 0.5DEG
 Test System:EVERFINE GO-2000A_V1 SYSTEM V2.0.290
 Humidity:50%
 Test Distance:8.600m [K=1.0000]
 Remarks:

LUMINOUS DISTRIBUTION INTENSITY DATA

Table--1

UNIT: cd

C (DEG) \ γ (DEG)	0	5	10	15	20	25	30	35	40	45	50	55	60	65	70	75	80	85	90
0	2369	2369	2369	2369	2369	2369	2369	2369	2369	2369	2369	2369	2369	2369	2369	2369	2369	2369	2369
5	2351	2344	2337	2331	2325	2319	2314	2309	2305	2301	2298	2295	2292	2290	2289	2287	2287	2286	2287
10	2307	2293	2281	2269	2259	2249	2241	2233	2227	2222	2217	2213	2210	2208	2206	2205	2204	2204	2205
15	2237	2217	2200	2184	2171	2160	2150	2142	2136	2131	2127	2125	2123	2122	2122	2121	2121	2122	2123
20	2143	2118	2096	2078	2063	2052	2043	2036	2032	2030	2029	2030	2031	2033	2035	2037	2038	2039	2041
25	2026	1997	1972	1953	1939	1929	1922	1919	1919	1921	1925	1930	1935	1941	1946	1951	1954	1957	1958
30	1891	1857	1831	1812	1799	1792	1790	1792	1797	1805	1815	1822	1819	1818	1817	1817	1818	1818	1819
35	1738	1702	1676	1658	1648	1646	1649	1658	1670	1672	1669	1668	1669	1671	1673	1675	1677	1679	1679
40	1574	1536	1510	1495	1489	1493	1504	1514	1509	1509	1511	1514	1518	1523	1528	1532	1536	1539	1540
45	1400	1361	1337	1326	1327	1337	1344	1341	1342	1347	1354	1362	1369	1377	1384	1390	1395	1399	1400
50	1220	1182	1161	1155	1163	1170	1168	1171	1179	1189	1200	1211	1223	1232	1241	1249	1255	1259	1261
55	1038	1001	984	986	996	993	998	1008	1021	1036	1050	1065	1081	1096	1109	1119	1128	1133	1135
60	855	821	810	821	819	825	836	853	871	890	913	933	953	969	983	994	1002	1007	1010
65	674	644	642	648	653	667	686	708	735	761	786	808	827	844	858	869	877	882	884
70	497	473	481	484	500	522	551	582	611	639	664	686	706	722	735	745	752	757	758
75	328	314	323	340	366	400	433	465	496	523	548	569	587	601	613	622	628	632	633
80	176	175	192	222	258	293	328	359	388	417	445	470	491	509	524	536	544	549	550
85	60.8	73.3	103	135	169	206	243	277	309	339	366	390	411	428	443	454	462	467	468
90	22.0	34.1	53.3	80.3	111	143	175	206	236	264	289	312	332	348	362	373	380	384	386

C Range: 0 - 360DEG
 C Interval: 5.0DEG
 Test Speed: HIGH
 Temperature:25DEG
 Operators:
 Test Date:2019-07-01

γ Range: 0 - 90DEG
 γ Interval: 0.5DEG
 Test System:EVERFINE GO-2000A_V1 SYSTEM V2.0.290
 Humidity:50%
 Test Distance:8.600m [K=1.0000]
 Remarks:

LUMINOUS DISTRIBUTION INTENSITY DATA

Table--2

UNIT: cd

C (DEG) γ (DEG)	95	100	105	110	115	120	125	130	135	140	145	150	155	160	165	170	175	180	185
0	2369	2369	2369	2369	2369	2369	2369	2369	2369	2369	2369	2369	2369	2369	2369	2369	2369	2369	2369
5	2287	2288	2289	2290	2293	2295	2298	2302	2306	2310	2315	2320	2326	2332	2338	2345	2351	2358	2357
10	2205	2206	2207	2210	2213	2216	2220	2225	2231	2237	2244	2252	2261	2271	2282	2294	2307	2321	2319
15	2123	2124	2125	2127	2129	2131	2134	2138	2143	2149	2156	2165	2175	2188	2202	2219	2237	2257	2255
20	2041	2041	2041	2041	2040	2040	2040	2041	2044	2048	2053	2061	2071	2084	2101	2120	2143	2169	2166
25	1958	1958	1956	1953	1949	1945	1941	1938	1936	1935	1938	1942	1951	1963	1979	2000	2026	2057	2054
30	1820	1821	1822	1824	1826	1829	1834	1827	1821	1815	1811	1811	1816	1825	1840	1862	1890	1926	1922
35	1680	1680	1680	1680	1680	1680	1680	1683	1687	1687	1677	1671	1670	1675	1688	1708	1738	1777	1774
40	1540	1540	1538	1536	1533	1530	1527	1525	1524	1526	1532	1525	1517	1516	1524	1542	1572	1613	1611
45	1400	1399	1397	1392	1387	1381	1375	1368	1363	1359	1359	1363	1360	1353	1355	1370	1398	1441	1440
50	1261	1259	1255	1250	1243	1234	1225	1215	1205	1196	1189	1188	1190	1187	1183	1192	1218	1261	1262
55	1134	1131	1125	1117	1106	1092	1078	1065	1051	1037	1026	1017	1013	1017	1011	1014	1036	1078	1081
60	1009	1005	998	989	977	962	944	925	904	886	869	854	843	838	842	837	854	894	900
65	883	879	872	862	849	834	815	794	771	747	723	702	683	670	667	665	673	711	720
70	757	753	747	737	724	709	690	669	645	618	591	563	537	516	501	499	498	531	545
75	632	628	622	613	601	587	569	548	524	498	469	439	407	377	352	337	334	358	379
80	549	543	535	523	508	490	468	442	414	384	356	326	294	261	229	200	188	199	229
85	466	461	453	442	427	409	387	362	335	304	271	237	201	164	132	102	78.1	76.2	106
90	384	379	371	360	346	329	309	285	259	230	199	167	135	103	73.6	48.5	30.8	30.5	45.6

C Range: 0 - 360DEG
C Interval: 5.0DEG
Test Speed: HIGH
Temperature:25DEG
Operators:
Test Date:2019-07-01

γ Range: 0 - 90DEG
γ Interval: 0.5DEG
Test System:EVERFINE GO-2000A_V1 SYSTEM V2.0.290
Humidity:50%
Test Distance:8.600m [K=1.0000]
Remarks:

LUMINOUS DISTRIBUTION INTENSITY DATA

Table--3

UNIT: cd

C (DEG) \ γ (DEG)	190	195	200	205	210	215	220	225	230	235	240	245	250	255	260	265	270	275	280
0	2369	2369	2369	2369	2369	2369	2369	2369	2369	2369	2369	2369	2369	2369	2369	2369	2369	2369	2369
5	2356	2355	2355	2354	2354	2354	2354	2354	2354	2354	2354	2354	2354	2354	2354	2354	2354	2354	2353
10	2318	2317	2317	2318	2320	2322	2324	2326	2329	2331	2334	2336	2337	2338	2339	2340	2340	2339	2337
15	2253	2254	2257	2260	2265	2271	2278	2285	2293	2300	2306	2312	2318	2322	2324	2325	2326	2324	2321
20	2165	2168	2174	2183	2193	2205	2219	2233	2246	2261	2274	2285	2295	2303	2308	2311	2311	2308	2303
25	2056	2062	2073	2087	2104	2125	2146	2169	2192	2214	2235	2254	2269	2282	2291	2296	2297	2293	2286
30	1926	1936	1953	1975	2001	2031	2063	2097	2130	2157	2166	2175	2183	2188	2193	2195	2194	2191	2186
35	1780	1796	1819	1850	1886	1928	1971	1997	2012	2028	2044	2059	2071	2081	2088	2092	2092	2088	2081
40	1621	1643	1675	1716	1763	1807	1826	1849	1873	1897	1920	1941	1959	1973	1983	1989	1989	1984	1975
45	1454	1482	1523	1574	1615	1640	1668	1700	1734	1766	1797	1824	1847	1866	1879	1885	1886	1881	1869
50	1281	1317	1367	1412	1439	1473	1512	1553	1595	1636	1674	1707	1736	1758	1774	1783	1784	1777	1764
55	1106	1150	1203	1230	1267	1312	1360	1411	1461	1509	1546	1575	1599	1619	1631	1639	1639	1633	1622
60	931	986	1017	1055	1104	1158	1215	1270	1313	1354	1391	1424	1450	1471	1486	1494	1495	1489	1476
65	761	803	841	892	950	1010	1060	1109	1157	1201	1241	1275	1303	1325	1341	1349	1350	1344	1332
70	595	628	680	742	796	851	905	958	1008	1054	1094	1129	1158	1180	1196	1204	1205	1200	1187
75	420	471	532	588	647	705	762	816	867	912	952	987	1015	1036	1051	1060	1061	1056	1044
80	274	331	391	452	514	573	630	685	736	783	824	859	888	910	925	934	935	930	918
85	156	214	275	338	401	461	518	572	621	666	705	738	765	786	800	808	810	805	794
90	83.0	132	188	247	305	361	415	465	511	552	588	618	643	662	675	683	684	680	670

C Range: 0 - 360DEG
 C Interval: 5.0DEG
 Test Speed: HIGH
 Temperature:25DEG
 Operators:
 Test Date:2019-07-01

γ Range: 0 - 90DEG
 γ Interval: 0.5DEG
 Test System:EVERFINE GO-2000A_V1 SYSTEM V2.0.290
 Humidity:50%
 Test Distance:8.600m [K=1.0000]
 Remarks:

LUMINOUS DISTRIBUTION INTENSITY DATA

Table--4

UNIT: cd

C (DEG) γ (DEG)	285	290	295	300	305	310	315	320	325	330	335	340	345	350	355				
0	2369	2369	2369	2369	2369	2369	2369	2369	2369	2369	2369	2369	2369	2369	2369				
5	2353	2352	2351	2351	2350	2349	2349	2348	2348	2348	2348	2348	2348	2349	2350				
10	2335	2333	2330	2327	2323	2319	2316	2313	2310	2307	2305	2304	2303	2304	2305				
15	2316	2311	2304	2296	2288	2279	2271	2262	2255	2248	2242	2238	2235	2233	2234				
20	2296	2286	2274	2260	2245	2230	2214	2199	2184	2170	2159	2150	2143	2140	2140				
25	2274	2259	2240	2219	2196	2172	2146	2122	2099	2077	2059	2044	2032	2025	2023				
30	2179	2169	2158	2147	2136	2106	2071	2036	2002	1970	1943	1920	1903	1892	1888				
35	2070	2056	2040	2022	2004	1985	1967	1940	1895	1852	1814	1783	1759	1743	1736				
40	1961	1942	1921	1896	1870	1843	1816	1792	1771	1727	1678	1636	1604	1582	1572				
45	1852	1829	1801	1770	1736	1701	1665	1632	1602	1577	1535	1484	1442	1413	1399				
50	1743	1716	1683	1646	1604	1561	1517	1474	1434	1400	1372	1327	1277	1241	1221				
55	1603	1580	1550	1516	1476	1425	1373	1321	1272	1227	1190	1163	1110	1066	1041				
60	1457	1432	1400	1363	1322	1277	1230	1175	1116	1063	1015	977	947	892	861				
65	1312	1286	1253	1215	1171	1124	1073	1021	969	909	851	802	766	723	683				
70	1168	1142	1109	1071	1027	978	925	870	813	757	701	641	591	560	511				
75	1026	1001	969	931	888	840	787	731	672	612	552	494	435	387	348				
80	900	874	843	805	761	713	659	603	545	483	421	358	298	241	201				
85	776	753	723	687	646	599	548	493	435	374	312	249	187	131	82.9				
90	654	632	605	572	534	491	443	392	338	281	223	166	112	66.7	35.7				

C Range: 0 - 360DEG
C Interval: 5.0DEG
Test Speed: HIGH
Temperature:25DEG
Operators:
Test Date:2019-07-01

γ Range: 0 - 90DEG
γ Interval: 0.5DEG
Test System:EVERFINE GO-2000A_V1 SYSTEM V2.0.290
Humidity:50%
Test Distance:8.600m [K=1.0000]
Remarks: