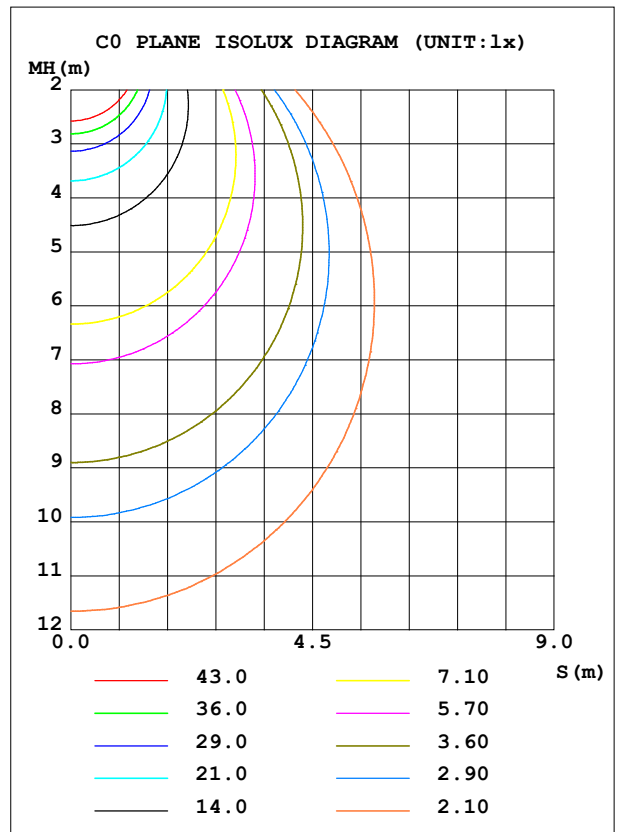
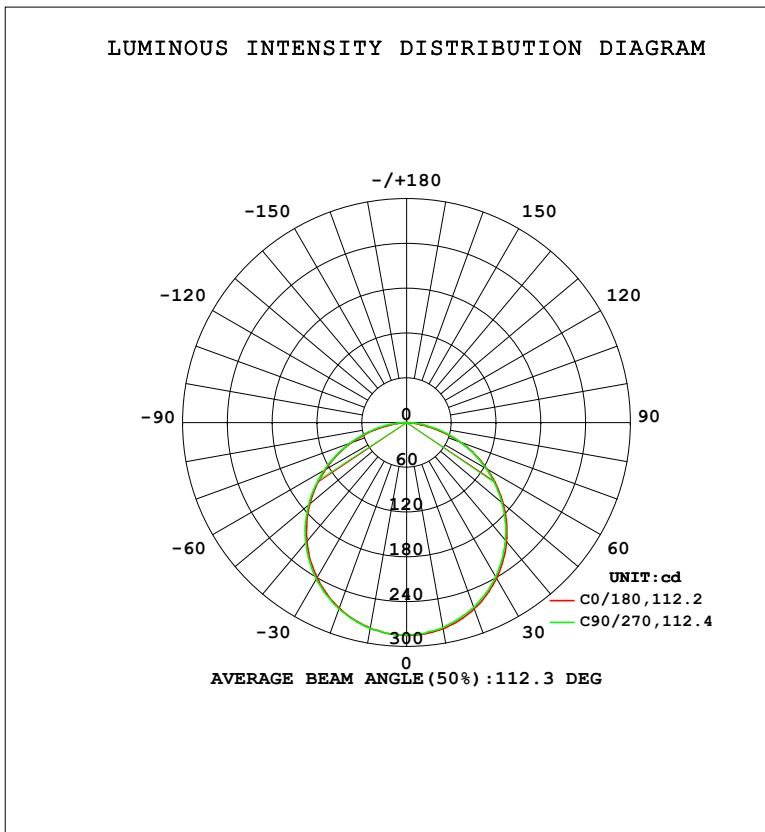


LUMINAIRE PHOTOMETRIC TEST REPORT

Test:U:119.80V I:0.0980A P:11.518W PF:0.9810 Freq:59.98Hz		
UTHDi:0.00% ITHDi:0.00% KDisp:0 Lamp Flux:807.86lx1 lm		
NAME: ASD-JFR-4D12AC-WH	TYPE:	WEIGHT:
SPEC.: 5000K	DIM.:	SERIAL No.:
MFR.: ASD LIGHTING CORP	SUR.:	Shielding Angle:

DATA OF LAMP		PHOTOMETRIC DATA			
MODEL	ASD-JFR-4D12AC-WH	Imax (cd)	285.2	S/MH (C0/180)	1.25
NOMINAL POWER (W)	12	LOR (%)	100.0	S/MH (C90/270)	1.27
RATED VOLTAGE (V)	120	TOTAL FLUX (lm)	807.86	η UP, DN (C0-180)	0.0,49.7
NOMINAL FLUX (lm)	807.861	CIE CLASS	DIRECT	η UP, DN (C180-360)	0.0,50.3
LAMPS INSIDE	1	η up (%)	0.0	CIBSE SHR NOM	1.25
TEST VOLTAGE (V)	120	η down (%)	100.0	CIBSE SHR MAX	1.35



C Range: 0 - 360DEG
 C Interval: 22.5DEG
 Test Speed: HIGH
 Temperature: 25.3 °C
 Operators:
 Test Date: 2023-04-14

γ Range: 0 - 90DEG
 γ Interval: 1.0DEG
 Test System: EVERFINE GO-SPEX500_V1 SYSTEM V2.00.460
 Humidity: 65.0%
 Test Distance: 3.090m [K=1.0000]
 Remarks:

ZONAL FLUX DIAGRAM

ZONAL FLUX DIAGRAM:

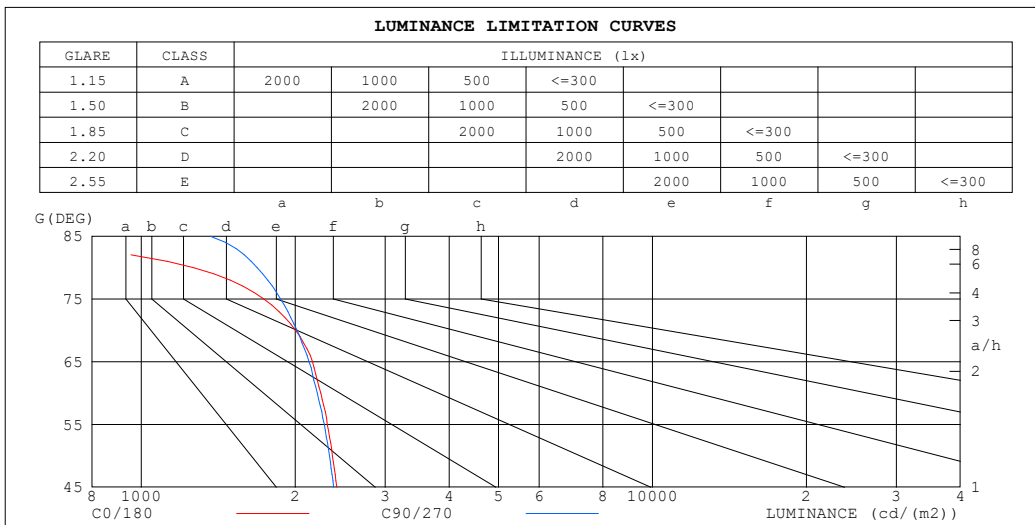
γ	C0	C45	C90	C135	C180	C225	C270	C315	γ	Φ zone	Φ total	%lum,lamp
10	280.3	279.7	278.9	278.4	279.8	279.6	280.0	279.6	0- 10	26.92	26.92	3.33,3.33
20	265.2	263.9	263.3	262.6	264.2	264.8	265.7	265.4	10- 20	77.07	104.0	12.9,12.9
30	241.0	239.9	238.9	238.1	240.2	241.5	242.0	241.9	20- 30	116.8	220.8	27.3,27.3
40	208.4	207.3	206.3	205.4	208.0	209.5	210.7	209.8	30- 40	140.8	361.6	44.8,44.8
50	169.0	168.0	166.7	166.7	169.2	170.5	171.7	170.9	40- 50	146.0	507.6	62.8,62.8
60	124.6	123.9	122.8	122.8	125.4	126.8	127.5	126.6	50- 60	131.8	639.4	79.1,79.1
70	76.09	76.92	76.69	76.95	78.36	80.14	80.86	79.18	60- 70	100.7	740.1	91.6,91.6
80	24.41	28.08	32.51	29.41	27.79	31.14	35.51	29.25	70- 80	56.75	796.8	98.6,98.6
90	0.3037	0.3220	0.3561	0.3174	0.1768	0.1913	0.2237	0.1954	80- 90	11.02	807.9	100,100
100									90-100			
110									100-110			
120									110-120			
130									120-130			
140									130-140			
150									140-150			
160									150-160			
170									160-170			
180									170-180			
DEG	LUMINOUS INTENSITY:cd									UNIT:lm		

C Range: 0 - 360DEG
 C Interval: 22.5DEG
 Test Speed: HIGH
 Temperature:25.3°C
 Operators:
 Test Date:2023-04-14

γ Range: 0 - 90DEG
 γ Interval: 1.0DEG
 Test System:EVERFINE GO-SPEX500_V1 SYSTEM V2.00.460
 Humidity:65.0%
 Test Distance:3.090m [K=1.0000]
 Remarks:

LUMINANCE LIMITATION CURVES

Test:U:119.80V I:0.0980A P:11.518W PF:0.9810 Freq:59.98Hz UTHDi:0.00% ITHDi:0.00% KDisp:0 Lamp Flux:807.861x1 lm		
NAME: ASD-JFR-4D12AC-WH	TYPE:	WEIGHT:
SPEC.: 5000K 90	DIM.:	SERIAL No.:
MFR.: ASD LIGHTING CORP	SUR.:	Shielding Angle:



LUMINANCE cd/(m2)		
G (DEG)	C0/180	C90/270
85	216	1366
80	1265	1685
75	1736	1872
70	2002	2018
65	2162	2127
60	2243	2211
55	2311	2280
50	2366	2334
45	2412	2378

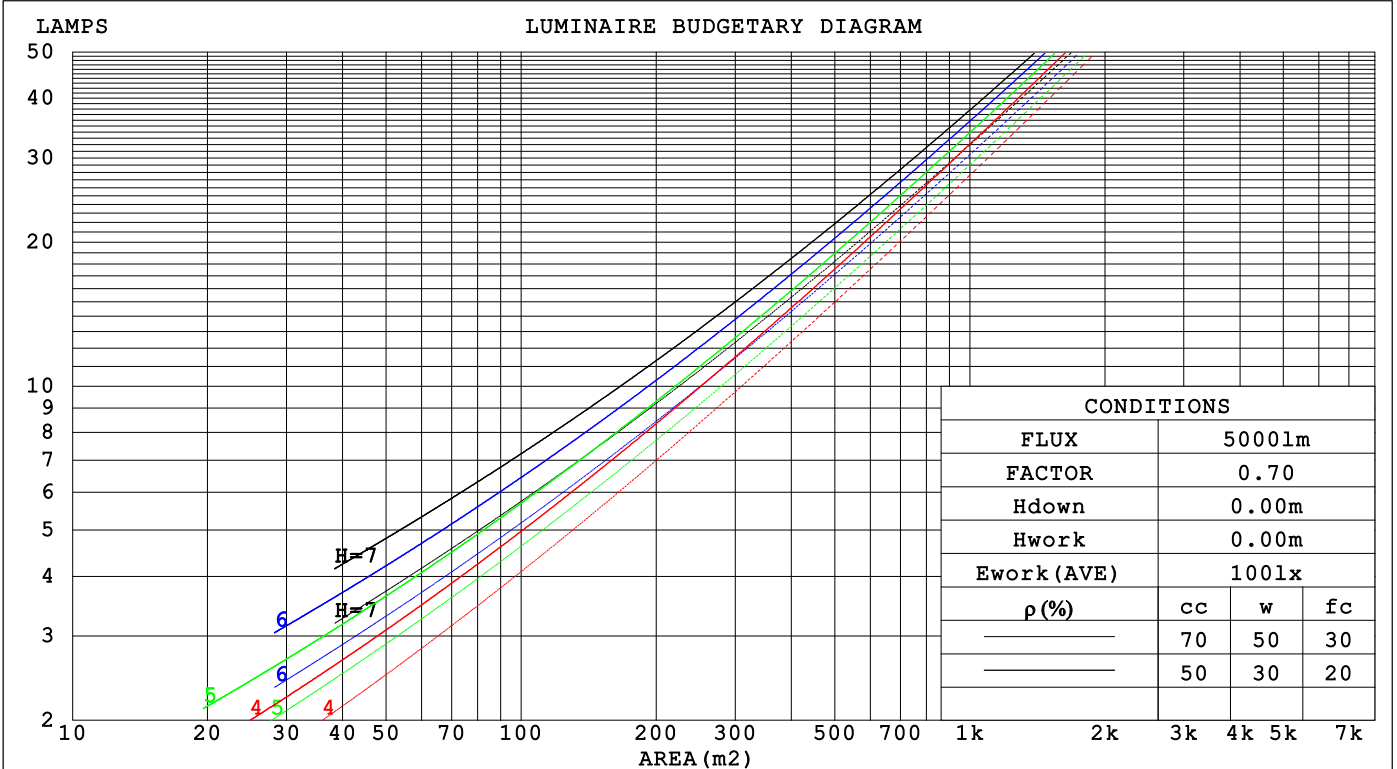
C Range: 0 - 360DEG
 C Interval: 22.5DEG
 Test Speed: HIGH
 Temperature: 25.3°C
 Operators:
 Test Date: 2023-04-14

γ Range: 0 - 90DEG
 γ Interval: 1.0DEG
 Test System: EVERFINE GO-SPEX500_V1 SYSTEM V2.00.460
 Humidity: 65.0%
 Test Distance: 3.090m [K=1.0000]
 Remarks:

CU AND LUMINAIRE BUDGETARY ESTIMATE DIAGRAM

Test:U:119.80V I:0.0980A P:11.518W PF:0.9810 Freq:59.98Hz		
UTHDi:0.00% ITHDi:0.00% KDisp:0 Lamp Flux:807.861x1 lm		
NAME: ASD-JFR-4D12AC-WH	TYPE:	WEIGHT:
SPEC.: 5000K 90	DIM.:	SERIAL No.:
MFR.: ASD LIGHTING CORP	SUR.:	Shielding Angle:

ρcc	80%			70%			50%			30%			10%			0
ρw	50%	30%	10%	50%	30%	10%	50%	30%	10%	50%	30%	10%	50%	30%	10%	0
ρfc	20%			20%			20%			20%			20%			0
RCR	RCR:Room Cavity Ratio															
	Coefficients of Utilization(CU)															
0.0	1.19	1.19	1.19	1.16	1.16	1.16	1.11	1.11	1.11	1.06	1.06	1.06	1.02	1.02	1.02	1.00
1.0	1.04	.00	.96	1.02	.98	.94	.98	.94	.92	.94	.91	.89	.90	.88	.86	.84
2.0	.91	.84	.78	.89	.83	.77	.85	.80	.75	.82	.78	.74	.79	.75	.72	.70
3.0	.80	.71	.65	.78	.70	.64	.75	.68	.63	.72	.67	.62	.70	.65	.61	.59
4.0	.70	.62	.55	.69	.61	.54	.67	.59	.54	.64	.58	.53	.62	.57	.52	.50
5.0	.63	.54	.47	.62	.53	.47	.60	.52	.46	.58	.51	.46	.56	.50	.45	.43
6.0	.57	.48	.41	.56	.47	.41	.54	.46	.41	.52	.45	.40	.51	.45	.40	.38
7.0	.51	.42	.36	.50	.42	.36	.49	.41	.36	.47	.41	.36	.46	.40	.35	.33
8.0	.47	.38	.32	.46	.38	.32	.45	.37	.32	.43	.37	.32	.42	.36	.32	.30
9.0	.43	.35	.29	.42	.34	.29	.41	.34	.29	.40	.33	.29	.39	.33	.29	.27
10.0	.40	.32	.26	.39	.31	.26	.38	.31	.26	.37	.31	.26	.36	.30	.26	.24



C Range: 0 - 360DEG
 C Interval: 22.5DEG
 Test Speed: HIGH
 Temperature:25.3°C
 Operators:
 Test Date:2023-04-14

γ Range: 0 - 90DEG
 γ Interval: 1.0DEG
 Test System:EVERFINE GO-SPEX500_V1 SYSTEM V2.00.460
 Humidity:65.0%
 Test Distance:3.090m [K=1.0000]
 Remarks:

WEC AND CCEC

Test:U:119.80V I:0.0980A P:11.518W PF:0.9810 Freq:59.98Hz		
UTHDi:0.00% ITHDi:0.00% KDisp:0 Lamp Flux:807.861x1 lm		
NAME: ASD-JFR-4D12AC-WH	TYPE:	WEIGHT:
SPEC.: 5000K 90	DIM.:	SERIAL No.:
MFR.: ASD LIGHTING CORP	SUR.:	Shielding Angle:

ρ_{CC}	80%			70%			50%			30%			10%			0
ρ_w	50%	30%	10%	50%	30%	10%	50%	30%	10%	50%	30%	10%	50%	30%	10%	0
ρ_{fc}	20%			20%			20%			20%			20%			0
RCR	RCR:Room Cavity Ratio						Wall Exitance Coefficients(WEC)									
0.0																
1.0	.305	.173	.055	.298	.170	.054	.285	.163	.052	.272	.157	.050	.261	.151	.049	
2.0	.289	.159	.049	.283	.156	.048	.272	.151	.047	.261	.146	.046	.251	.142	.045	
3.0	.269	.143	.043	.263	.141	.042	.253	.137	.042	.243	.133	.041	.234	.130	.040	
4.0	.248	.129	.038	.244	.127	.038	.234	.124	.037	.226	.121	.037	.218	.118	.036	
5.0	.230	.117	.034	.226	.116	.034	.217	.113	.033	.210	.111	.033	.203	.108	.033	
6.0	.213	.107	.031	.209	.106	.030	.202	.104	.030	.195	.102	.030	.189	.100	.030	
7.0	.199	.098	.028	.195	.097	.028	.189	.095	.027	.183	.094	.027	.177	.092	.027	
8.0	.186	.091	.025	.182	.090	.025	.177	.088	.025	.171	.087	.025	.166	.085	.025	
9.0	.174	.084	.023	.171	.083	.023	.166	.082	.023	.161	.081	.023	.156	.079	.023	
10.0	.164	.078	.022	.161	.078	.022	.156	.077	.022	.152	.075	.021	.148	.074	.021	

ρ_{CC}	80%			70%			50%			30%			10%			0
ρ_w	50%	30%	10%	50%	30%	10%	50%	30%	10%	50%	30%	10%	50%	30%	10%	0
ρ_{fc}	20%			20%			20%			20%			20%			0
RCR	RCR:Room Cavity Ratio						Ceiling Cavity Exitance Coefficients(CCEC)									
0.0																
1.0	.190	.190	.190	.163	.163	.163	.111	.111	.111	.064	.064	.064	.020	.020	.020	
2.0	.172	.132	.098	.147	.114	.085	.101	.079	.059	.058	.046	.035	.019	.015	.011	
3.0	.164	.114	.074	.141	.099	.065	.097	.068	.045	.056	.040	.027	.018	.013	.009	
4.0	.157	.101	.058	.134	.087	.051	.092	.061	.036	.053	.036	.021	.017	.012	.007	
5.0	.149	.091	.047	.128	.078	.041	.088	.055	.029	.051	.032	.017	.016	.010	.006	
6.0	.142	.082	.039	.122	.071	.034	.084	.050	.024	.049	.029	.014	.016	.010	.005	
7.0	.135	.075	.033	.116	.065	.029	.080	.046	.021	.047	.027	.012	.015	.009	.004	
8.0	.129	.070	.029	.111	.060	.025	.077	.042	.018	.045	.025	.011	.014	.008	.004	
9.0	.123	.065	.025	.106	.056	.022	.073	.039	.016	.043	.023	.009	.014	.008	.003	
10.0	.117	.060	.022	.101	.052	.020	.070	.037	.014	.041	.022	.008	.013	.007	.003	

C Range: 0 - 360DEG
 C Interval: 22.5DEG
 Test Speed: HIGH
 Temperature:25.3°C
 Operators:
 Test Date:2023-04-14

γ Range: 0 - 90DEG
 γ Interval: 1.0DEG
 Test System:EVERFINE GO-SPEX500_V1 SYSTEM V2.00.460
 Humidity:65.0%
 Test Distance:3.090m [K=1.0000]
 Remarks:

UGR(Unified Glare Rating) Table

Test:U:119.80V I:0.0980A P:11.518W PF:0.9810 Freq:59.98Hz UTHDi:0.00% ITHDi:0.00% KDisp:0 Lamp Flux:807.861x1 lm										
NAME: ASD-JFR-4D12AC-WH				TYPE:				WEIGHT:		
SPEC.: 5000K 90				DIM.:				SERIAL No.:		
MFR.: ASD LIGHTING CORP				SUR.:				Shielding Angle:		
ceiling/cavity	0.7	0.7	0.5	0.5	0.3	0.7	0.7	0.5	0.5	0.3
walls	0.5	0.3	0.5	0.3	0.3	0.5	0.3	0.5	0.3	0.3
working plane	0.2	0.2	0.2	0.2	0.2	0.2	0.2	0.2	0.2	0.2
Room dimensions	Viewed crosswise					Viewed endwise				
x = 2H y = 2H	16.5	18.1	16.8	18.3	18.5	16.5	18.0	16.8	18.2	18.4
3H	18.0	19.4	18.3	19.7	19.9	18.0	19.4	18.3	19.6	19.9
4H	18.6	19.9	18.9	20.2	20.4	18.6	19.9	18.9	20.2	20.5
6H	18.8	20.1	19.2	20.4	20.7	19.0	20.3	19.4	20.6	20.8
8H	18.9	20.1	19.2	20.4	20.7	19.2	20.4	19.5	20.7	21.0
12H	18.8	20.0	19.2	20.3	20.6	19.2	20.4	19.6	20.7	21.0
4H 2H	17.1	18.5	17.5	18.7	19.0	17.1	18.4	17.4	18.7	19.0
3H	18.8	20.0	19.2	20.3	20.6	18.8	20.0	19.2	20.3	20.6
4H	19.5	20.5	19.8	20.9	21.2	19.5	20.6	19.9	20.9	21.3
6H	19.8	20.8	20.2	21.1	21.5	20.1	21.0	20.5	21.4	21.7
8H	19.9	20.8	20.3	21.1	21.5	20.3	21.1	20.7	21.5	21.9
12H	19.9	20.7	20.3	21.1	21.5	20.4	21.2	20.8	21.6	22.0
8H 4H	19.7	20.6	20.1	21.0	21.3	19.8	20.7	20.2	21.0	21.4
6H	20.2	20.9	20.6	21.3	21.8	20.5	21.2	20.9	21.6	22.0
8H	20.3	20.9	20.8	21.4	21.8	20.7	21.3	21.2	21.8	22.2
12H	20.3	20.8	20.8	21.3	21.8	20.9	21.4	21.3	21.9	22.3
12H 4H	19.7	20.5	20.1	20.9	21.3	19.8	20.6	20.2	21.0	21.4
6H	20.2	20.9	20.7	21.3	21.8	20.5	21.1	20.9	21.6	22.0
8H	20.4	20.9	20.8	21.4	21.8	20.8	21.3	21.2	21.8	22.2
Variations with the observer position at spacings(CIE Pub.117):										
S = 1.0H	+ 0.2 / - 0.2					+ 0.2 / - 0.2				
1.5H	+ 0.2 / - 0.3					+ 0.2 / - 0.3				
2.0H	+ 0.2 / - 0.3					+ 0.2 / - 0.3				

CIE Pub.117, 807.9 lm Total Lamp Luminous Flux Correct (8log(F/F0) = -0.7)
 Area: 0.111111 m2

C Range: 0 - 360DEG
 C Interval: 22.5DEG
 Test Speed: HIGH
 Temperature:25.3°C
 Operators:
 Test Date:2023-04-14

γ Range: 0 - 90DEG
 γ Interval: 1.0DEG
 Test System:EVERFINE GO-SPEX500_V1 SYSTEM V2.00.460
 Humidity:65.0%
 Test Distance:3.090m [K=1.0000]
 Remarks:

UTILIZATION FACTORS TABLE

Test:U:119.80V I:0.0980A P:11.518W PF:0.9810 Freq:59.98Hz UTHDi:0.00% ITHDi:0.00% KDisp:0 Lamp Flux:807.861x1 lm		
NAME: ASD-JFR-4D12AC-WH	TYPE:	WEIGHT:
SPEC.: 5000K 90	DIM.:	SERIAL No.:
MFR.: ASD LIGHTING CORP	SUR.:	Shielding Angle:

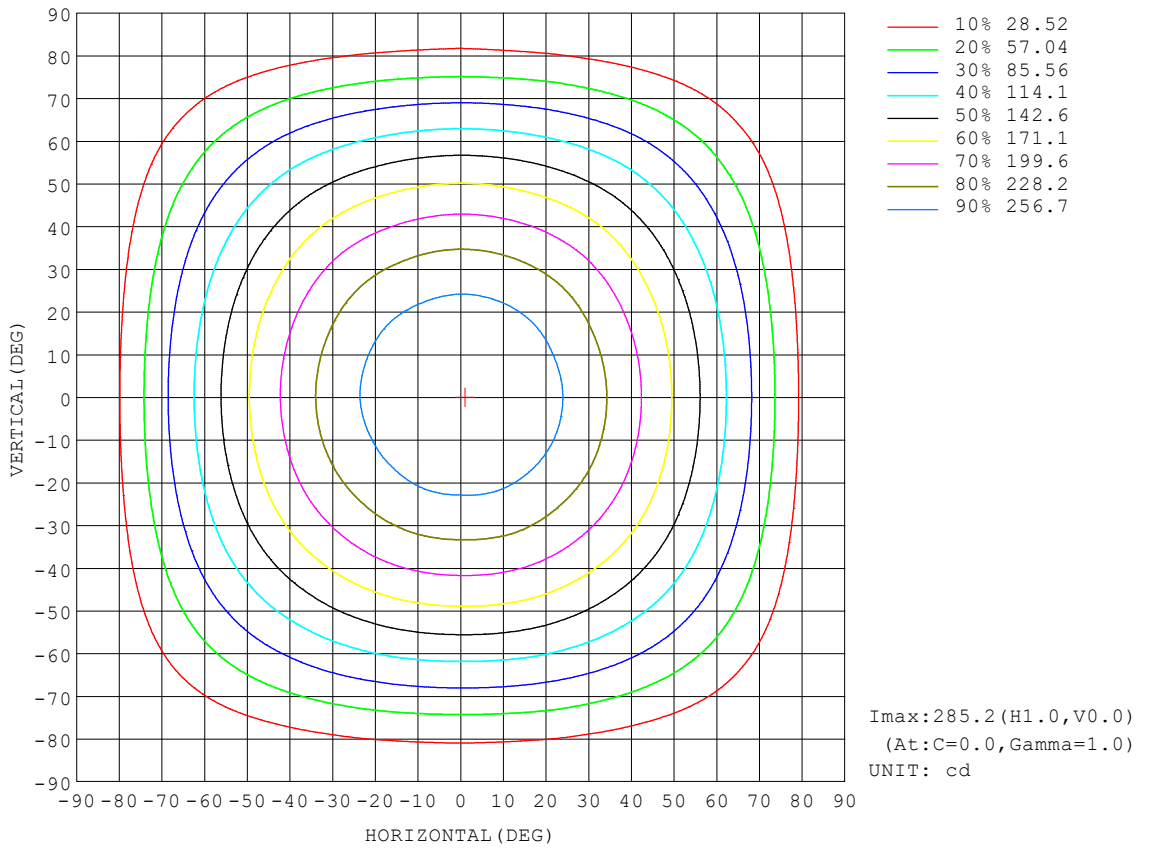
REFLECTANCE										
Ceiling	0.8	0.8	0.8	0.7	0.7	0.7	0.5	0.5	0.5	0
Walls	0.7	0.5	0.3	0.7	0.5	0.3	0.7	0.5	0.3	0
Working plane	0.2	0.2	0.2	0.2	0.2	0.2	0.2	0.2	0.2	0
ROOM INDEX	UTILIZATION FACTORS (PERCENT) $k(RI) \times RCR = 5$									
k = 0.60	58	46	39	57	46	39	56	45	39	32
0.80	68	56	49	67	56	49	65	55	48	41
1.00	76	65	58	75	64	57	73	66	57	50
1.25	83	73	66	82	72	65	79	71	64	57
1.50	88	78	71	87	78	71	84	76	70	62
2.00	95	87	80	93	85	79	90	83	78	70
2.50	99	91	85	97	90	84	93	87	83	74
3.00	102	96	90	100	94	89	96	91	87	78
4.00	106	101	96	104	99	95	100	96	92	83
5.00	109	104	100	106	102	99	102	99	95	86
ROOM INDEX	UF(total)									Direct
According to DIN EN 13032-2 2004			Suspended				SHRNOM = 1.25			

C Range: 0 - 360DEG
 C Interval: 22.5DEG
 Test Speed: HIGH
 Temperature:25.3°C
 Operators:
 Test Date:2023-04-14

γ Range: 0 - 90DEG
 γ Interval: 1.0DEG
 Test System:EVERFINE GO-SPEX500_V1 SYSTEM V2.00.460
 Humidity:65.0%
 Test Distance:3.090m [K=1.0000]
 Remarks:

ISOCANDELA DIAGRAM

Test:U:119.80V I:0.0980A P:11.518W PF:0.9810 Freq:59.98Hz UTHDi:0.00% ITHDi:0.00% KDisp:0 Lamp Flux:807.861x1 lm		
NAME: ASD-JFR-4D12AC-WH	TYPE:	WEIGHT:
SPEC.: 5000K 90	DIM.:	SERIAL No.:
MFR.: ASD LIGHTING CORP	SUR.:	Shielding Angle:




C Range: 0 - 360DEG
 C Interval: 22.5DEG
 Test Speed: HIGH
 Temperature:25.3°C
 Operators:
 Test Date:2023-04-14

γ Range: 0 - 90DEG
 γ Interval: 1.0DEG
 Test System:EVERFINE GO-SPEX500_V1 SYSTEM V2.00.460
 Humidity:65.0%
 Test Distance:3.090m [K=1.0000]
 Remarks:

AAI Figure

Test:U:119.80V I:0.0980A P:11.518W PF:0.9810 Freq:59.98Hz		
UTHDi:0.00% ITHDi:0.00% KDisp:0 Lamp Flux:807.86lx1 lm		
NAME: ASD-JFR-4D12AC-WH	TYPE:	WEIGHT:
SPEC.: 5000K 90	DIM.:	SERIAL No.:
MFR.: ASD LIGHTING CORP	SUR.:	Shielding Angle:



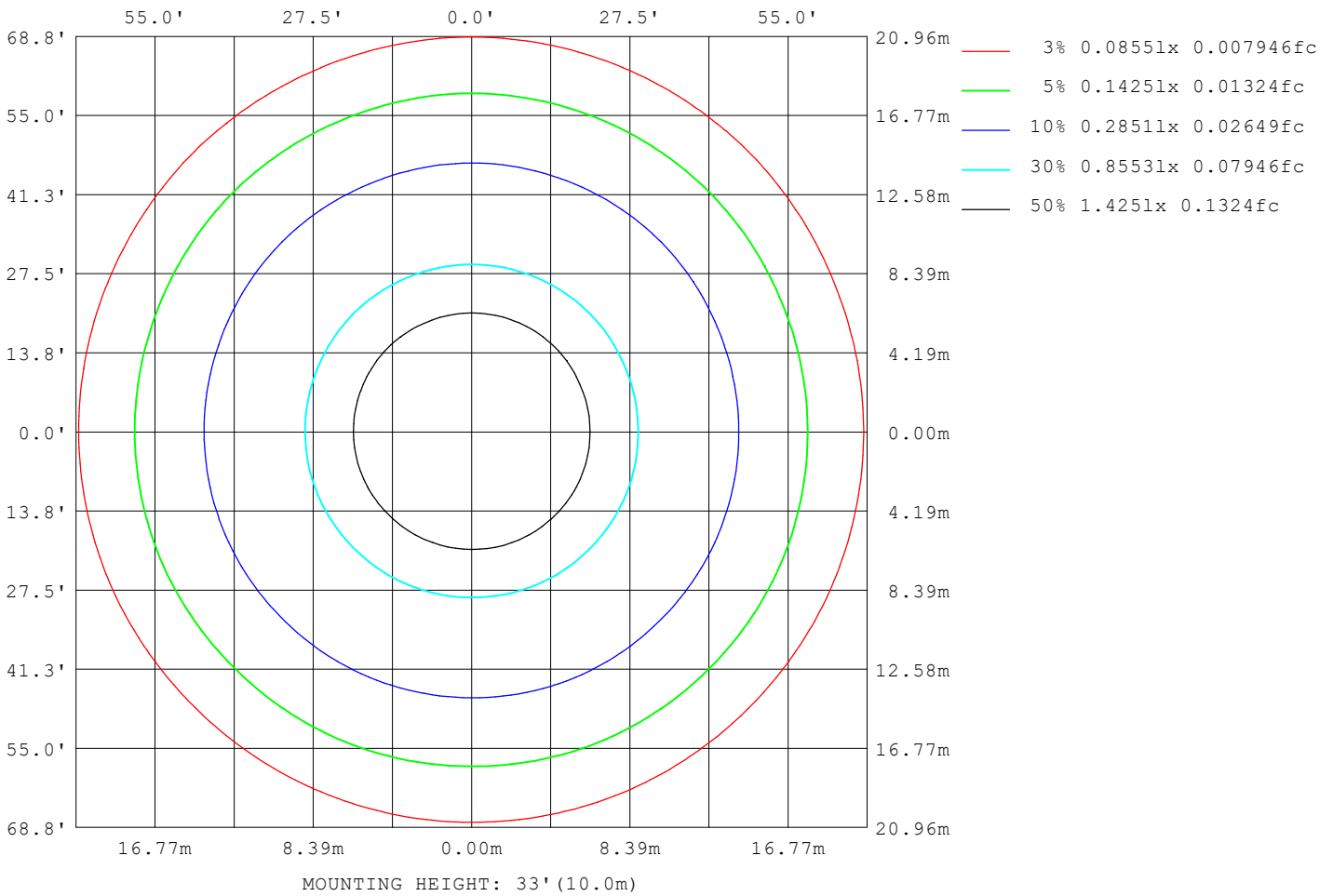
Note:The Curves indicate the illuminated area and the average illumination when the luminaire is at different distance.

C Range: 0 - 360DEG
 C Interval: 22.5DEG
 Test Speed: HIGH
 Temperature:25.3°C
 Operators:
 Test Date:2023-04-14

γ Range: 0 - 90DEG
 γ Interval: 1.0DEG
 Test System:EVERFINE GO-SPEX500_V1 SYSTEM V2.00.460
 Humidity:65.0%
 Test Distance:3.090m [K=1.0000]
 Remarks:

ISOLUX DIAGRAM

Test:U:119.80V I:0.0980A P:11.518W PF:0.9810 Freq:59.98Hz UTHDi:0.00% ITHDi:0.00% KDisp:0 Lamp Flux:807.861x1 lm		
NAME: ASD-JFR-4D12AC-WH	TYPE:	WEIGHT:
SPEC.: 5000K 90	DIM.:	SERIAL No.:
MFR.: ASD LIGHTING CORP	SUR.:	Shielding Angle:



C Range: 0 - 360DEG
 C Interval: 22.5DEG
 Test Speed: HIGH
 Temperature:25.3°C
 Operators:
 Test Date:2023-04-14

γ Range: 0 - 90DEG
 γ Interval: 1.0DEG
 Test System:EVERFINE GO-SPEX500_V1 SYSTEM V2.00.460
 Humidity:65.0%
 Test Distance:3.090m [K=1.0000]
 Remarks:

LED Avg.L Report

Test:U:119.80V I:0.0980A P:11.518W PF:0.9810 Freq:59.98Hz UTHDi:0.00% ITHDi:0.00% KDisp:0 Lamp Flux:807.861x1 lm		
NAME: ASD-JFR-4D12AC-WH	TYPE:	WEIGHT:
SPEC.: 5000K 90	DIM.:	SERIAL No.:
MFR.: ASD LIGHTING CORP	SUR.:	Shielding Angle:

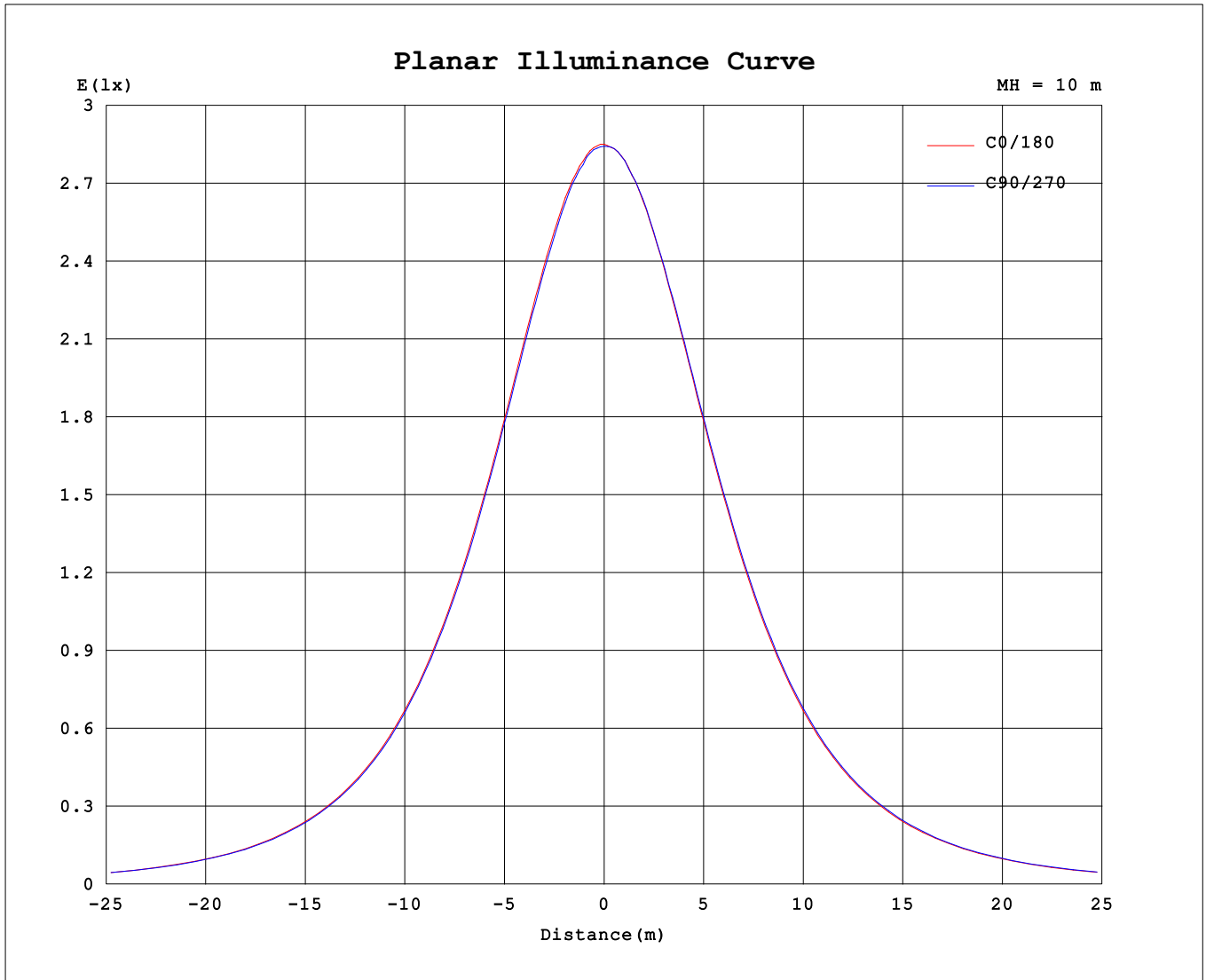
AvgL	cd/m2
L_0~180 (65) av	2170
L_0~180 (75) av	1788
L_0~180 (85) av	340
L_90~270 (65) av	2172
L_90~270 (75) av	1934
L_90~270 (85) av	1478
L_45 (65) av	2171
L_45 (75) av	1874
L_45 (85) av	633

Standard: GB/T 29293-2012

C Range: 0 - 360DEG
 C Interval: 22.5DEG
 Test Speed: HIGH
 Temperature:25.3℃
 Operators:
 Test Date:2023-04-14

γ Range: 0 - 90DEG
 γ Interval: 1.0DEG
 Test System:EVERFINE GO-SPEX500_V1 SYSTEM V2.00.460
 Humidity:65.0%
 Test Distance:3.090m [K=1.0000]
 Remarks:

Planar Illuminance Curve



C Range: 0 - 360DEG
 C Interval: 22.5DEG
 Test Speed: HIGH
 Temperature: 25.3 °C
 Operators:
 Test Date: 2023-04-14

γ Range: 0 - 90DEG
 γ Interval: 1.0DEG
 Test System: EVERFINE GO-SPEX500_V1 SYSTEM V2.00.460
 Humidity: 65.0%
 Test Distance: 3.090m [K=1.0000]
 Remarks:

