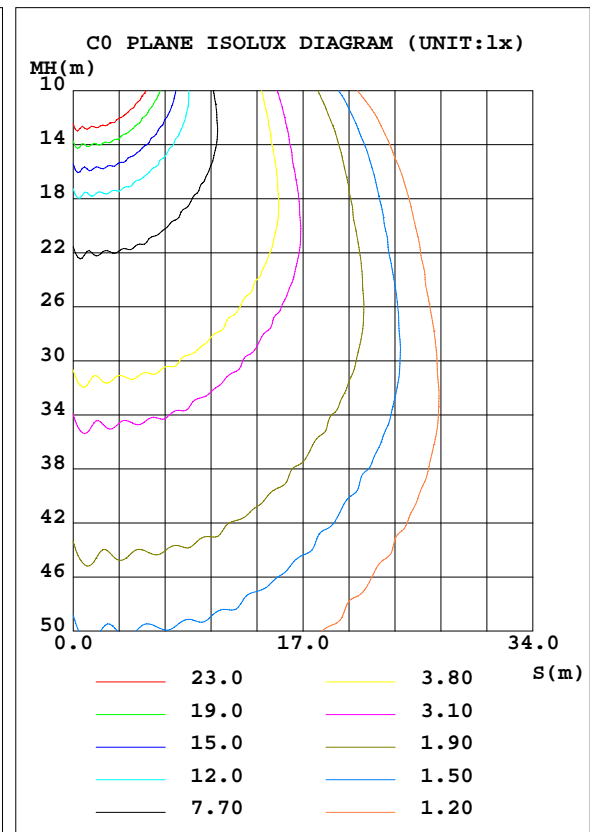
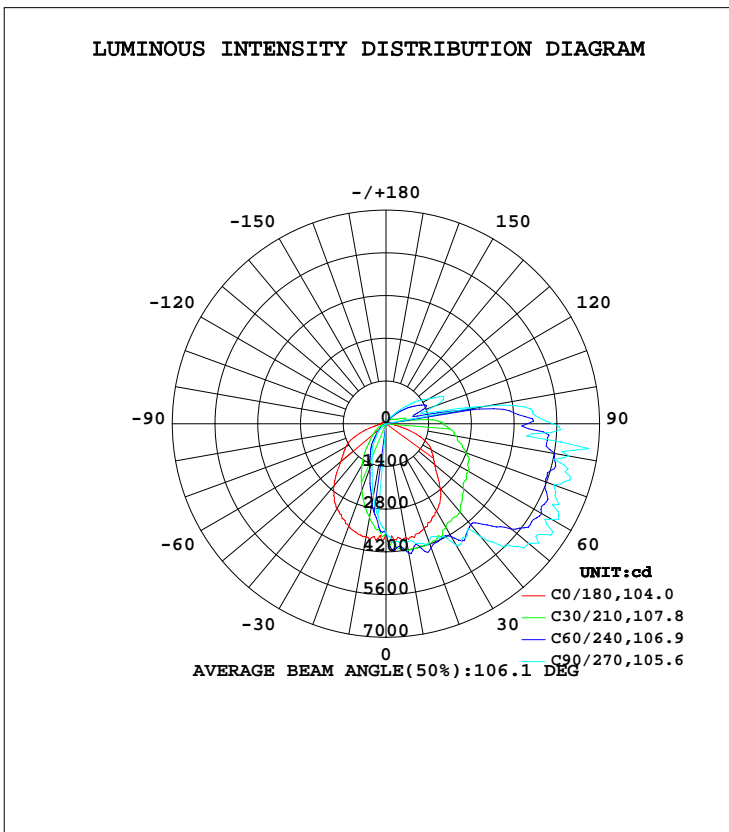


LUMINAIRE PHOTOMETRIC TEST REPORT

Test:U:120.22V I:1.0173A P:121.69W PF:0.9965 Freq:60.01Hz Lamp Flux:17443.2x1 lm		
NAME: ASD Lighting Corp	TYPE: LED	WEIGHT:
SPEC.: ASD-WLP01-120D50-PC-PRM	DIM.:	SERIAL No.:
MFR.: ASD Lighting Corp	SUR.:	Shielding Angle:

DATA OF LAMP		PHOTOMETRIC DATA Eff: 143.34 lm/W			
MODEL ASD-WLP01-120D50-PC-PRM		Imax(cd)	6697	S/MH(C0/180)	1.32
NOMINAL POWER(W)	120	LOR(%)	100.0	S/MH(C90/270)	0.48
RATED VOLTAGE(V)	120-277	TOTAL FLUX(lm)	17443	η UP, DN(C0-180)	16.0,71.9
NOMINAL FLUX(lm)	17443.2	CIE CLASS	SEMI-D.	η UP, DN(C180-360)	0.4,11.7
LAMPS INSIDE	1	η up(%)	16.4	CIBSE SHR NOM	1.00
TEST VOLTAGE(V)	120	η down(%)	83.6	CIBSE SHR MAX	1.15



C Range: 0 - 360DEG
 C Interval: 15.0DEG
 Test Speed: HIGH
 Temperature: 23.9DEG
 Operators: Alan Wang
 Test Date: 07 December 2020

γ Range: 0 - 180DEG
 γ Interval: 1.0DEG
 Test System: EVERFINE GO-R5000_V2 SYSTEM V2.00.442T2
 Humidity: 46.2%
 Test Distance: 2.500m [K=1.0459]
 Remarks:

ZONAL FLUX DIAGRAM

ZONAL FLUX DIAGRAM:

γ	C0	C45	C90	C135	C180	C225	C270	C315	γ	Φ zone	Φ total	%lum,lamp
10	3791	4143	3963	4145	3750	2859	2405	2898	0- 10	348.2	348.2	2,2
20	3636	4269	4142	4313	3568	1852	1361	1876	10- 20	937.6	1286	7.37,7.37
30	3324	4017	4590	4003	3200	1171	872.1	1193	20- 30	1352	2637	15.1,15.1
40	2775	3994	4851	3882	2642	727.5	453.2	746.2	30- 40	1655	4292	24.6,24.6
50	2091	4071	6101	3914	1937	381.6	200.0	392.6	40- 50	1890	6182	35.4,35.4
60	1711	4552	6272	4270	1516	171.4	57.52	183.4	50- 60	2128	8310	47.6,47.6
70	1137	4388	5857	4067	909.9	49.44	5.691	65.11	60- 70	2209	10519	60.3,60.3
80	352.1	4208	6097	3918	313.9	23.38	7.305	32.92	70- 80	2138	12657	72.6,72.6
90	170.4	3536	5470	3339	160.9	12.61	7.393	16.42	80- 90	1921	14578	83.6,83.6
100	129.8	1535	3373	1384	110.2	10.70	16.27	11.88	90-100	1439	16018	91.8,91.8
110	151.2	760.6	1721	655.7	134.7	10.85	17.39	12.20	100-110	488.1	16506	94.6,94.6
120	83.16	660.6	1645	621.9	73.68	10.35	15.91	10.53	110-120	454.3	16960	97.2,97.2
130	31.79	422.6	952.6	402.9	30.81	7.004	13.16	6.977	120-130	282.8	17243	98.9,98.9
140	16.21	223.5	396.6	229.2	13.33	6.605	9.376	6.223	130-140	129.2	17372	99.6,99.6
150	5.689	131.8	164.6	135.3	6.264	6.624	5.259	7.103	140-150	49.73	17422	99.9,99.9
160	5.990	15.73	87.33	22.46	6.580	4.634	5.714	6.084	150-160	17.70	17439	100,100
170	6.577	5.994	7.588	6.478	5.961	5.763	3.136	4.362	160-170	3.310	17443	100,100
180	8.537	8.537	8.537	8.537	6.777	6.777	6.777	6.777	170-180	0.5517	17443	100,100
DEG	LUMINOUS INTENSITY:cd									UNIT:lm		

Conical surface Flux(90deg): 5202.2 lm

%lum = 29.8%

%lamp = 29.8%

Conical surface Flux(120deg): 8309.9 lm

%lum = 47.6%

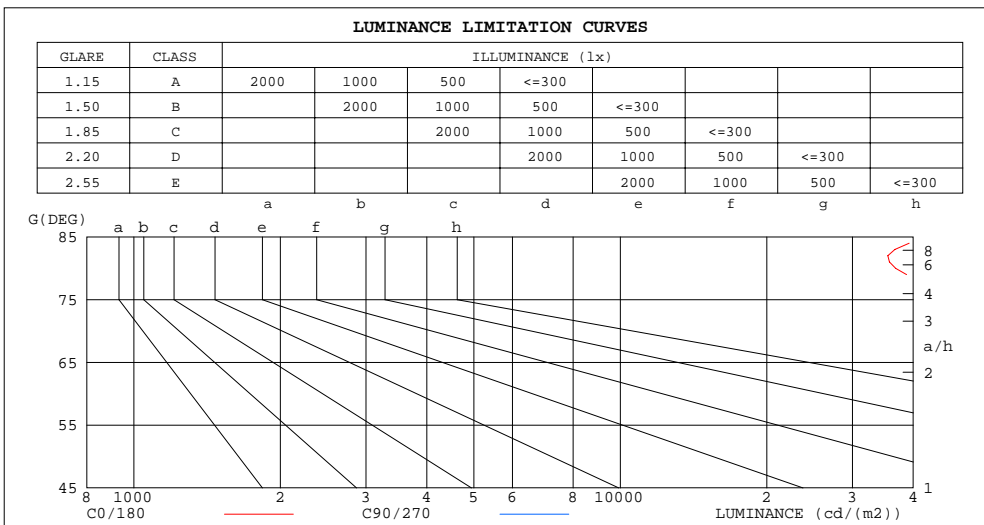
%lamp = 47.6%

C Range: 0 - 360DEG
 C Interval: 15.0DEG
 Test Speed: HIGH
 Temperature: 23.9DEG
 Operators: Alan Wang
 Test Date: 07 December 2020

γ Range: 0 - 180DEG
 γ Interval: 1.0DEG
 Test System: EVERFINE GO-R5000_V2 SYSTEM V2.00.442T2
 Humidity: 46.2%
 Test Distance: 2.500m [K=1.0459]
 Remarks:

LUMINANCE LIMITATION CURVES

Test:U:120.22V I:1.0173A P:121.69W PF:0.9965 Freq:60.01Hz Lamp Flux:17443.2x1 lm		
NAME: ASD Lighting Corp	TYPE: LED	WEIGHT:
SPEC.: ASD-WLP01-120D50-PC-PRM	DIM.:	SERIAL No.:
MFR.: ASD Lighting Corp	SUR.:	Shielding Angle:



LUMINANCE cd/(m2)		
G (DEG)	C0/180	C90/270
85	43731	964797
80	36805	637266
75	49213	425981
70	60311	310813
65	63836	268616
60	62113	227665
55	59754	200346
50	59038	172246
45	61011	144072

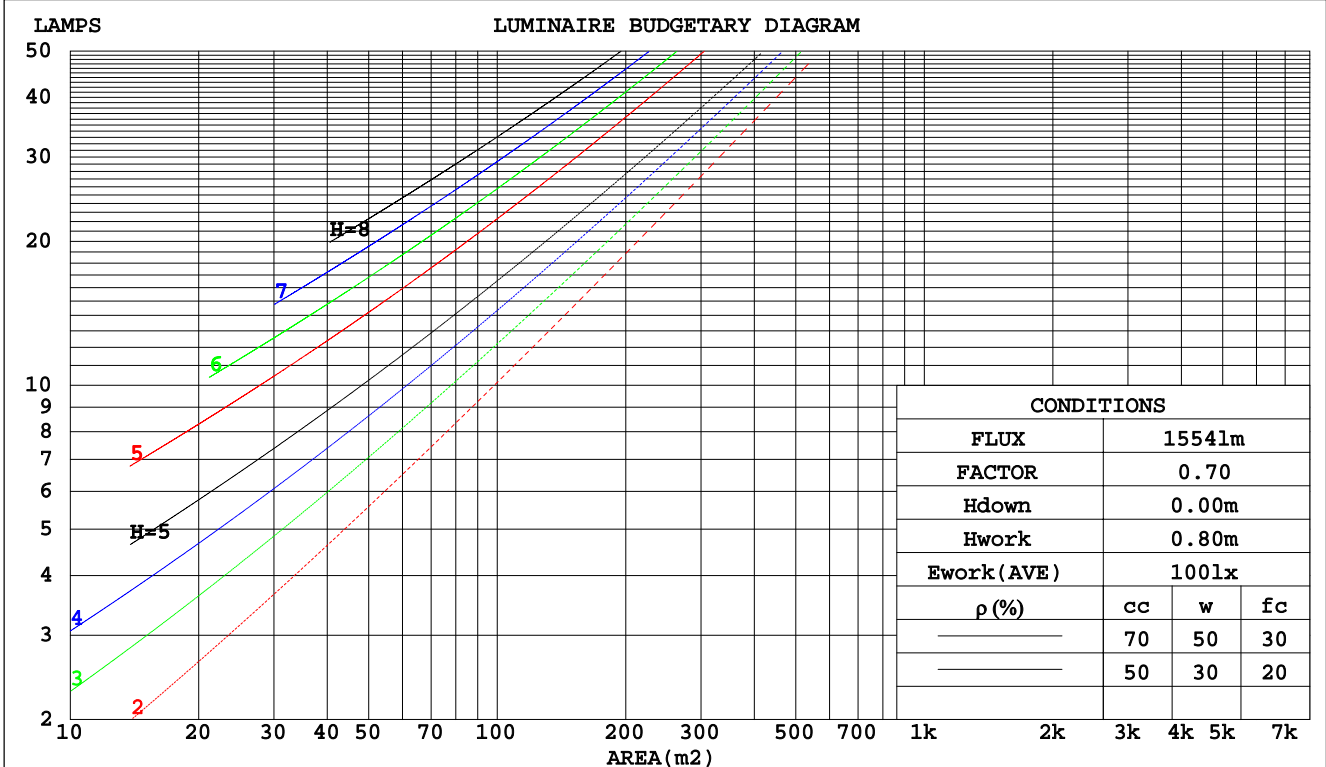
C Range: 0 - 360DEG
 C Interval: 15.0DEG
 Test Speed: HIGH
 Temperature: 23.9DEG
 Operators: Alan Wang
 Test Date: 07 December 2020

γ Range: 0 - 180DEG
 γ Interval: 1.0DEG
 Test System: EVERFINE GO-R5000_V2 SYSTEM V2.00.442T2
 Humidity: 46.2%
 Test Distance: 2.500m [K=1.0459]
 Remarks:

CU AND LUMINAIRE BUDGETARY ESTIMATE DIAGRAM

Test:U:120.22V I:1.0173A P:121.69W PF:0.9965 Freq:60.01Hz Lamp Flux:17443.2x1 lm		
NAME: ASD Lighting Corp	TYPE: LED	WEIGHT:
SPEC.: ASD-WLP01-120D50-PC-PRM	DIM.:	SERIAL No.:
MFR.: ASD Lighting Corp	SUR.:	Shielding Angle:

pcc	80%			70%			50%			30%			10%			0
pw	50%	30%	10%	50%	30%	10%	50%	30%	10%	50%	30%	10%	50%	30%	10%	0
pfc	20%			20%			20%			20%			20%			0
RCR	RCR:Room Cavity Ratio						Coefficients of Utilization(CU)									
0.0	1.15	1.15	1.15	1.11	1.11	1.11	1.02	1.02	1.02	.94	.94	.94	.87	.87	.87	.84
1.0	.93	.87	.82	.89	.84	.79	.82	.77	.73	.75	.71	.68	.69	.66	.63	.60
2.0	.79	.70	.63	.75	.67	.61	.69	.62	.57	.63	.58	.53	.58	.53	.49	.46
3.0	.68	.58	.50	.65	.56	.49	.59	.52	.46	.54	.48	.43	.50	.44	.40	.37
4.0	.59	.49	.41	.57	.47	.40	.52	.44	.38	.48	.41	.36	.44	.38	.33	.30
5.0	.52	.42	.35	.50	.41	.34	.46	.38	.32	.42	.36	.30	.39	.33	.28	.26
6.0	.47	.37	.30	.45	.36	.29	.41	.34	.28	.38	.31	.26	.35	.29	.25	.22
7.0	.42	.33	.26	.41	.32	.26	.38	.30	.24	.35	.28	.23	.32	.26	.22	.19
8.0	.38	.29	.23	.37	.28	.23	.34	.27	.21	.32	.25	.20	.29	.24	.19	.17
9.0	.35	.26	.21	.34	.26	.20	.31	.24	.19	.29	.23	.18	.27	.21	.17	.15
10.0	.32	.24	.19	.31	.23	.18	.29	.22	.17	.27	.21	.16	.25	.20	.16	.14



C Range: 0 - 360DEG
 C Interval: 15.0DEG
 Test Speed: HIGH
 Temperature: 23.9DEG
 Operators: Alan Wang
 Test Date: 07 December 2020

γ Range: 0 - 180DEG
 γ Interval: 1.0DEG
 Test System: EVERFINE GO-R5000_V2 SYSTEM V2.00.442T2
 Humidity: 46.2%
 Test Distance: 2.500m [K=1.0459]
 Remarks:

WEC AND CCEC

Test:U:120.22V I:1.0173A P:121.69W PF:0.9965 Freq:60.01Hz Lamp Flux:17443.2x1 lm		
NAME: ASD Lighting Corp	TYPE: LED	WEIGHT:
SPEC.: ASD-WLP01-120D50-PC-PRM	DIM.:	SERIAL No.:
MFR.: ASD Lighting Corp	SUR.:	Shielding Angle:

ρcc	80%			70%			50%			30%			10%			0
ρw	50%	30%	10%	50%	30%	10%	50%	30%	10%	50%	30%	10%	50%	30%	10%	0
ρfc	20%			20%			20%			20%			20%			0
RCR	RCR:Room Cavity Ratio						Wall Exitance Coefficients(WEC)									
0.0																
1.0	.438	.249	.079	.426	.243	.077	.403	.231	.074	.381	.220	.071	.362	.210	.068	
2.0	.366	.201	.062	.355	.196	.060	.334	.186	.058	.315	.177	.055	.297	.168	.053	
3.0	.319	.170	.051	.309	.165	.050	.290	.157	.048	.272	.149	.046	.256	.142	.044	
4.0	.283	.147	.043	.274	.143	.042	.257	.136	.041	.241	.129	.039	.226	.123	.037	
5.0	.255	.130	.038	.247	.127	.037	.231	.120	.035	.217	.114	.034	.203	.108	.033	
6.0	.232	.116	.033	.224	.113	.033	.210	.108	.031	.197	.102	.030	.184	.097	.029	
7.0	.212	.105	.030	.206	.102	.029	.193	.097	.028	.181	.093	.027	.169	.088	.026	
8.0	.196	.096	.027	.190	.093	.026	.178	.089	.025	.167	.085	.024	.156	.080	.023	
9.0	.182	.088	.025	.176	.086	.024	.165	.082	.023	.155	.078	.022	.146	.074	.021	
10.0	.170	.081	.023	.165	.079	.022	.155	.076	.021	.145	.072	.020	.136	.068	.020	

ρcc	80%			70%			50%			30%			10%			0
ρw	50%	30%	10%	50%	30%	10%	50%	30%	10%	50%	30%	10%	50%	30%	10%	0
ρfc	20%			20%			20%			20%			20%			0
RCR	RCR:Room Cavity Ratio						Ceiling Cavity Exitance Coefficients(CCEC)									
0.0	.316	.316	.316	.270	.270	.270	.184	.184	.184	.106	.106	.106	.034	.034	.034	
1.0	.315	.281	.250	.270	.241	.215	.185	.166	.149	.106	.096	.087	.034	.031	.028	
2.0	.309	.259	.216	.265	.223	.187	.182	.154	.130	.105	.090	.076	.034	.029	.025	
3.0	.302	.242	.195	.259	.209	.169	.178	.145	.119	.103	.085	.070	.033	.028	.023	
4.0	.294	.230	.182	.252	.199	.158	.173	.139	.111	.100	.081	.066	.032	.026	.022	
5.0	.285	.220	.172	.245	.191	.150	.169	.133	.106	.098	.078	.063	.032	.026	.021	
6.0	.277	.212	.166	.238	.184	.144	.165	.129	.102	.095	.076	.061	.031	.025	.020	
7.0	.270	.206	.161	.232	.178	.140	.160	.125	.099	.093	.074	.059	.030	.024	.020	
8.0	.263	.200	.157	.226	.174	.137	.157	.122	.097	.091	.072	.058	.029	.024	.019	
9.0	.256	.195	.154	.221	.170	.134	.153	.119	.095	.089	.070	.057	.029	.023	.019	
10.0	.250	.191	.152	.216	.166	.132	.150	.117	.094	.087	.069	.056	.028	.023	.019	

C Range: 0 - 360DEG
 C Interval: 15.0DEG
 Test Speed: HIGH
 Temperature: 23.9DEG
 Operators: Alan Wang
 Test Date: 07 December 2020

γ Range: 0 - 180DEG
 γ Interval: 1.0DEG
 Test System: EVERFINE GO-R5000_V2 SYSTEM V2.00.442T2
 Humidity: 46.2%
 Test Distance: 2.500m [K=1.0459]
 Remarks:

UGR(Unified Glare Rating) Table

Test:U:120.22V I:1.0173A P:121.69W PF:0.9965 Freq:60.01Hz Lamp Flux:17443.2x1 lm										
NAME: ASD Lighting Corp					TYPE: LED			WEIGHT:		
SPEC.: ASD-WLP01-120D50-PC-PRM					DIM.:			SERIAL No.:		
MFR.: ASD Lighting Corp					SUR.:			Shielding Angle:		
ceiling/cavity	0.7	0.7	0.5	0.5	0.3	0.7	0.7	0.5	0.5	0.3
walls	0.5	0.3	0.5	0.3	0.3	0.5	0.3	0.5	0.3	0.3
working plane	0.2	0.2	0.2	0.2	0.2	0.2	0.2	0.2	0.2	0.2
Room dimensions	Viewed crosswise					Viewed endwise				
x = 2H y = 2H	26.5	28.0	27.1	28.6	29.3	32.8	34.2	33.4	34.9	35.5
3H	29.2	30.6	29.8	31.2	31.9	36.1	37.5	36.7	38.1	38.8
4H	30.2	31.5	30.8	32.1	32.9	38.1	39.4	38.7	40.0	40.7
6H	30.9	32.1	31.5	32.7	33.5	40.1	41.3	40.7	42.0	42.7
8H	31.1	32.2	31.7	32.9	33.6	41.3	42.5	42.0	43.2	43.9
12H	31.2	32.3	31.8	33.0	33.8	42.5	43.6	43.1	44.3	45.1
4H 2H	29.4	30.7	30.0	31.3	32.0	33.2	34.5	33.8	35.1	35.9
3H	31.8	33.0	32.5	33.6	34.4	37.0	38.2	37.6	38.8	39.6
4H	32.9	34.0	33.6	34.6	35.4	39.3	40.3	39.9	41.0	41.8
6H	33.9	34.8	34.5	35.5	36.3	41.6	42.5	42.2	43.2	44.0
8H	34.2	35.1	34.9	35.8	36.6	42.9	43.8	43.6	44.5	45.3
12H	34.5	35.3	35.2	36.0	36.8	44.3	45.1	45.0	45.8	46.6
8H 4H	35.3	36.2	35.9	36.9	37.7	39.7	40.6	40.3	41.3	42.1
6H	36.5	37.3	37.2	38.0	38.8	42.4	43.1	43.1	43.9	44.7
8H	37.0	37.7	37.7	38.5	39.3	43.9	44.7	44.7	45.4	46.2
12H	37.5	38.1	38.2	38.8	39.7	45.6	46.3	46.3	47.0	47.9
12H 4H	36.1	37.0	36.8	37.7	38.5	39.7	40.5	40.4	41.2	42.0
6H	37.7	38.4	38.4	39.1	40.0	42.5	43.2	43.2	43.9	44.8
8H	38.4	39.1	39.1	39.8	40.7	44.2	44.8	44.9	45.6	46.4
CIE190: 2010										

CIE190: 2010
Area: 0.0551 m2

C Range: 0 - 360DEG	γ Range: 0 - 180DEG
C Interval: 15.0DEG	γ Interval: 1.0DEG
Test Speed: HIGH	Test System:EVERFINE GO-R5000_V2 SYSTEM V2.00.442T2
Temperature: 23.9DEG	Humidity: 46.2%
Operators:Alan Wang	Test Distance:2.500m [K=1.0459]
Test Date:07 December 2020	Remarks:

UTILIZATION FACTORS TABLE

Test:U:120.22V I:1.0173A P:121.69W PF:0.9965 Freq:60.01Hz Lamp Flux:17443.2x1 lm		
NAME: ASD Lighting Corp	TYPE: LED	WEIGHT:
SPEC.: ASD-WLP01-120D50-PC-PRM	DIM.:	SERIAL No.:
MFR.: ASD Lighting Corp	SUR.:	Shielding Angle:

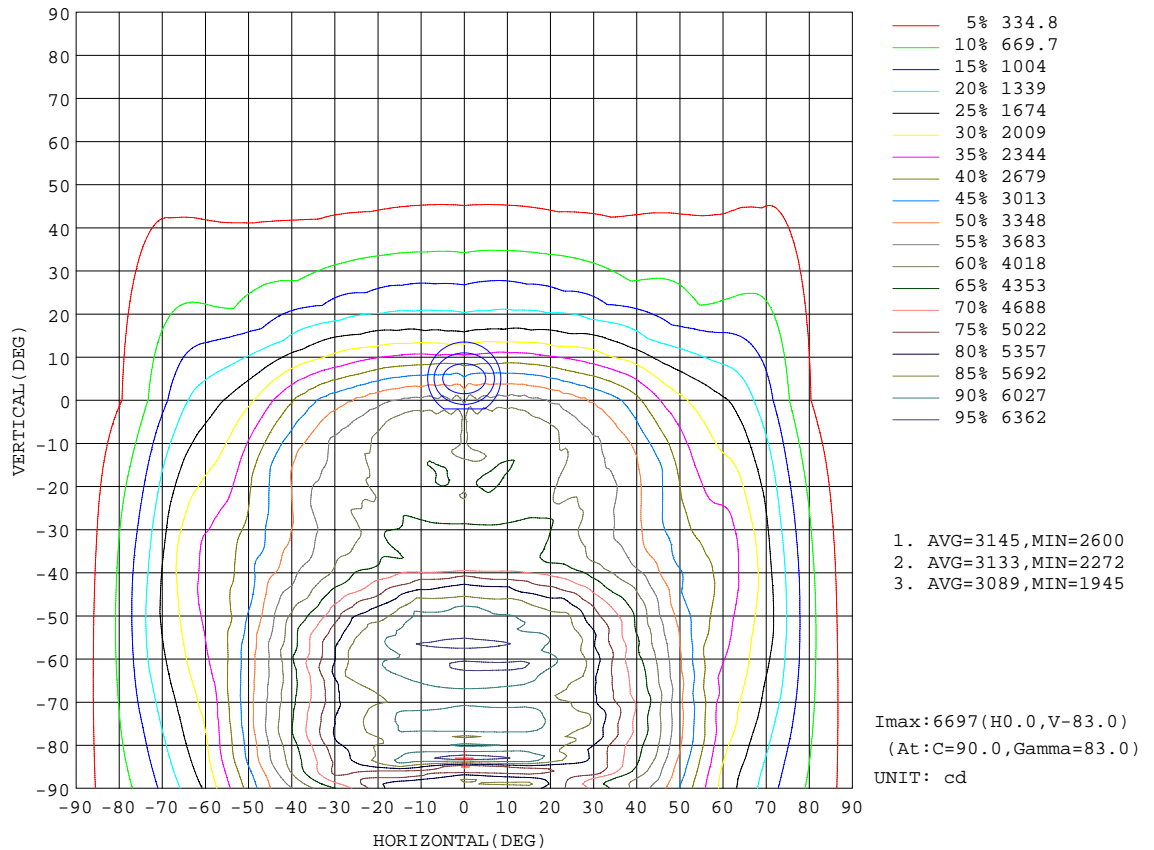
REFLECTANCE										
Ceiling	0.8	0.8	0.8	0.7	0.7	0.7	0.5	0.5	0.5	0
Walls	0.7	0.5	0.3	0.7	0.5	0.3	0.7	0.5	0.3	0
Working plane	0.2	0.2	0.2	0.2	0.2	0.2	0.2	0.2	0.2	0
ROOM INDEX	UTILIZATION FACTORS(PERCENT) k(RI) x RCR = 5									
k = 0.60	46	33	25	45	32	25	43	32	25	18
0.80	54	41	32	53	40	32	50	39	31	23
1.00	62	48	39	60	47	39	57	48	38	29
1.25	69	55	46	66	54	45	62	51	44	34
1.50	74	60	51	71	59	50	66	56	48	38
2.00	81	69	60	78	67	58	73	63	56	44
2.50	86	74	66	83	72	64	77	68	61	48
3.00	90	79	71	86	77	69	80	72	66	52
4.00	95	86	78	91	83	76	84	77	72	58
5.00	98	90	83	94	87	81	87	81	76	61
ROOM INDEX	UF(total)									Direct
According to DIN EN 13032-2 2004			Suspended				SHRNOM = 1.25			

C Range: 0 - 360DEG
 C Interval: 15.0DEG
 Test Speed: HIGH
 Temperature: 23.9DEG
 Operators: Alan Wang
 Test Date: 07 December 2020

γ Range: 0 - 180DEG
 γ Interval: 1.0DEG
 Test System: EVERFINE GO-R5000_V2 SYSTEM V2.00.442T2
 Humidity: 46.2%
 Test Distance: 2.500m [K=1.0459]
 Remarks:

ISOCANDELA DIAGRAM

Test:U:120.22V I:1.0173A P:121.69W PF:0.9965 Freq:60.01Hz Lamp Flux:17443.2x1 lm		
NAME: ASD Lighting Corp	TYPE: LED	WEIGHT:
SPEC.: ASD-WLP01-120D50-PC-PRM	DIM.:	SERIAL No.:
MFR.: ASD Lighting Corp	SUR.:	Shielding Angle:



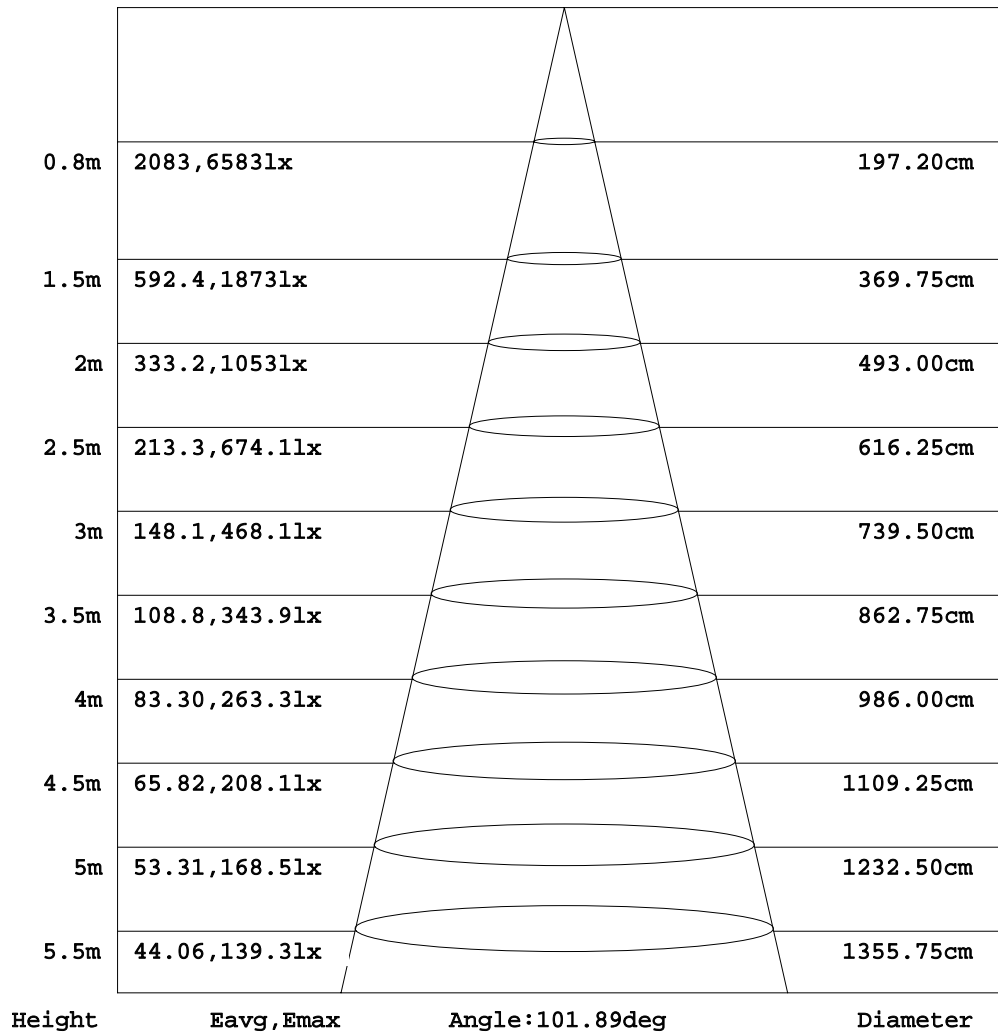
C Range: 0 - 360DEG
 C Interval: 15.0DEG
 Test Speed: HIGH
 Temperature: 23.9DEG
 Operators: Alan Wang
 Test Date: 07 December 2020

γ Range: 0 - 180DEG
 γ Interval: 1.0DEG
 Test System: EVERFINE GO-R5000_V2 SYSTEM V2.00.442T2
 Humidity: 46.2%
 Test Distance: 2.500m [K=1.0459]
 Remarks:

AAI Figure

Test:U:120.22V I:1.0173A P:121.69W PF:0.9965 Freq:60.01Hz Lamp Flux:17443.2x1 lm		
NAME: ASD Lighting Corp	TYPE: LED	WEIGHT:
SPEC.: ASD-WLP01-120D50-PC-PRM	DIM.:	SERIAL No.:
MFR.: ASD Lighting Corp	SUR.:	Shielding Angle:

Flux out:6386 lm



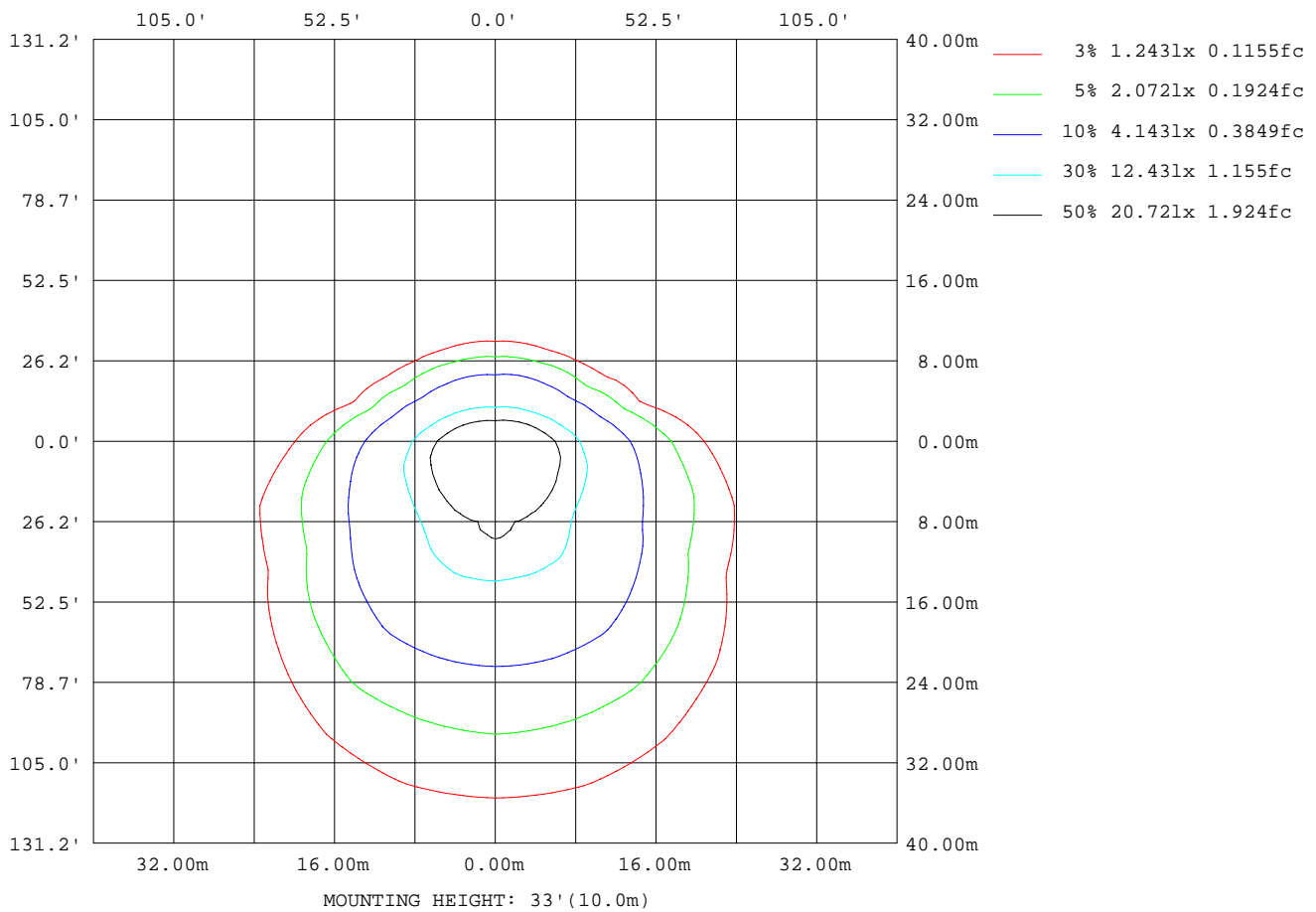
Note:The Curves indicate the illuminated area and the average illumination when the luminaire is at different distance.

C Range: 0 - 360DEG
 C Interval: 15.0DEG
 Test Speed: HIGH
 Temperature: 23.9DEG
 Operators: Alan Wang
 Test Date: 07 December 2020

γ Range: 0 - 180DEG
 γ Interval: 1.0DEG
 Test System: EVERFINE GO-R5000_V2 SYSTEM V2.00.442T2
 Humidity: 46.2%
 Test Distance: 2.500m [K=1.0459]
 Remarks:

ISOLUX DIAGRAM

Test:U:120.22V I:1.0173A P:121.69W PF:0.9965 Freq:60.01Hz Lamp Flux:17443.2x1 lm		
NAME: ASD Lighting Corp	TYPE: LED	WEIGHT:
SPEC.: ASD-WLP01-120D50-PC-PRM	DIM.:	SERIAL No.:
MFR.: ASD Lighting Corp	SUR.:	Shielding Angle:



C Range: 0 - 360DEG
 C Interval: 15.0DEG
 Test Speed: HIGH
 Temperature: 23.9DEG
 Operators: Alan Wang
 Test Date: 07 December 2020

γ Range: 0 - 180DEG
 γ Interval: 1.0DEG
 Test System: EVERFINE GO-R5000_V2 SYSTEM V2.00.442T2
 Humidity: 46.2%
 Test Distance: 2.500m [K=1.0459]
 Remarks:

LED Avg.L Report

Test:U:120.22V I:1.0173A P:121.69W PF:0.9965 Freq:60.01Hz Lamp Flux:17443.2x1 lm		
NAME: ASD Lighting Corp	TYPE: LED	WEIGHT:
SPEC.: ASD-WLP01-120D50-PC-PRM	DIM.:	SERIAL No.:
MFR.: ASD Lighting Corp	SUR.:	Shielding Angle:

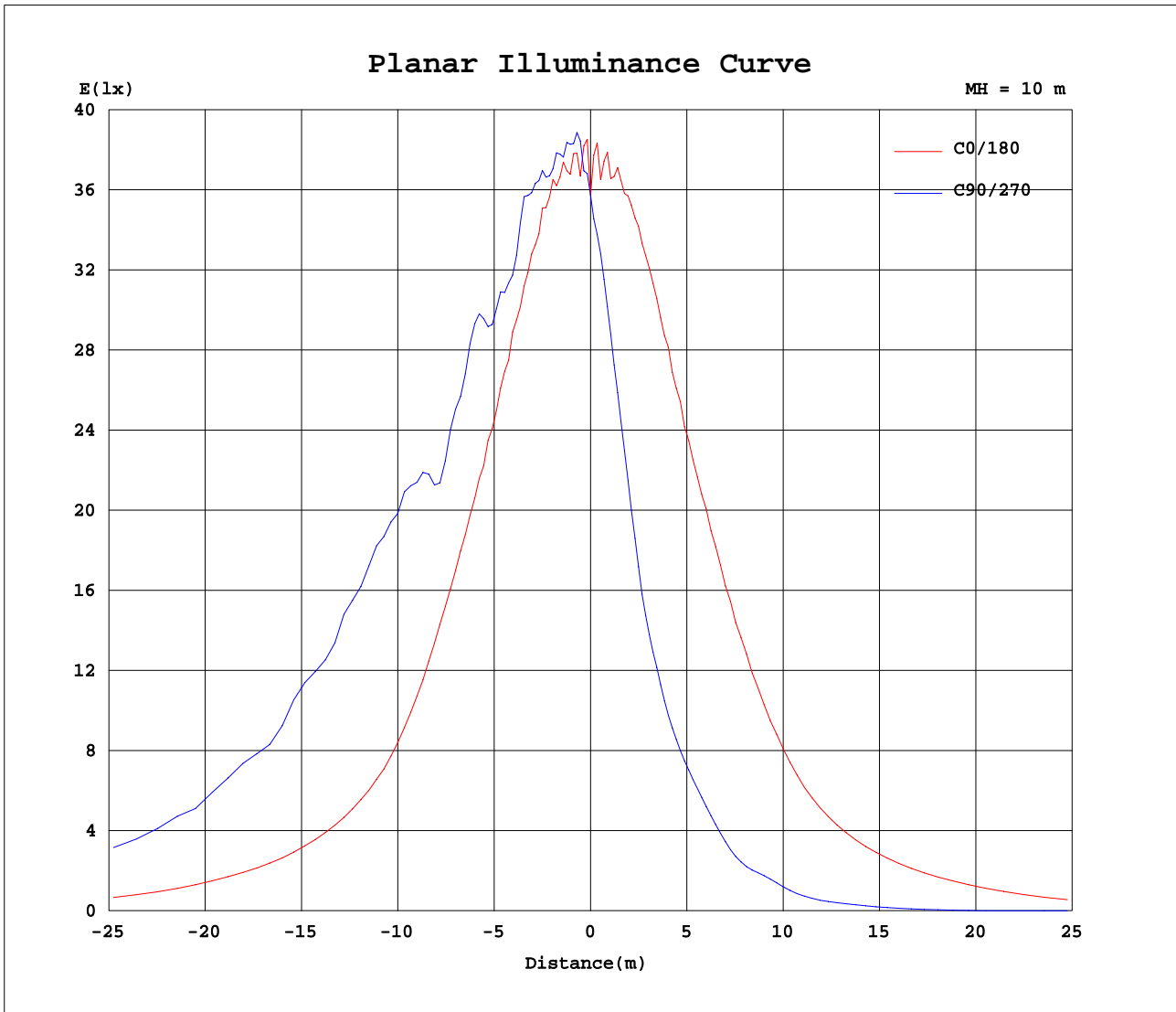
AvgL	cd/m2
L_0~180(65)av	59378
L_0~180(75)av	43727
L_0~180(85)av	43720
L_90~270(65)av	134397
L_90~270(75)av	213221
L_90~270(85)av	483173
L_45(65)av	95421
L_45(75)av	147165
L_45(85)av	401816

Standard: GB/T 29293-2012

C Range: 0 - 360DEG
 C Interval: 15.0DEG
 Test Speed: HIGH
 Temperature: 23.9DEG
 Operators: Alan Wang
 Test Date: 07 December 2020

γ Range: 0 - 180DEG
 γ Interval: 1.0DEG
 Test System: EVERFINE GO-R5000_V2 SYSTEM V2.00.442T2
 Humidity: 46.2%
 Test Distance: 2.500m [K=1.0459]
 Remarks:

Planar Illuminance Curve



C Range: 0 - 360DEG
 C Interval: 15.0DEG
 Test Speed: HIGH
 Temperature: 23.9DEG
 Operators: Alan Wang
 Test Date: 07 December 2020

γ Range: 0 - 180DEG
 γ Interval: 1.0DEG
 Test System: EVERFINE GO-R5000_V2 SYSTEM V2.00.442T2
 Humidity: 46.2%
 Test Distance: 2.500m [K=1.0459]
 Remarks:

LUMINOUS DISTRIBUTION INTENSITY DATA

Test:U:120.22V I:1.0173A P:121.69W PF:0.9965 Freq:60.01Hz Lamp Flux:17443.2x1 lm		
NAME: ASD Lighting Corp	TYPE: LED	WEIGHT:
SPEC.: ASD-WLP01-120D50-PC-PRM	DIM.:	SERIAL No.:
MFR.: ASD Lighting Corp	SUR.:	Shielding Angle:

Table--1

UNIT: cd

C(DEG) γ (DEG)	0	15	30	45	60	75	90	105	120	135	150	165	180	195	210	225	240	255	270
0	3573	3573	3573	3573	3573	3573	3573	3573	3573	3573	3573	3573	3573	3573	3573	3573	3573	3573	3573
5	3824	3989	4083	4093	4082	4245	3876	4198	4101	4066	4029	3983	3831	3653	3493	3321	3215	3213	3051
10	3791	4083	4211	4143	4302	4234	3963	4173	4254	4145	4136	4024	3750	3425	3116	2859	2654	2476	2405
15	3752	4128	4179	4167	4129	4062	4046	4290	4275	4220	4165	4082	3699	3208	2730	2340	2032	1817	1753
20	3636	4036	4176	4269	4320	4511	4142	4421	4220	4313	4177	3991	3568	2928	2327	1852	1568	1440	1361
25	3508	3880	4047	4207	4198	4209	4152	4136	4158	4188	4042	3866	3415	2585	1923	1489	1247	1123	1074
30	3324	3751	3940	4017	4270	4386	4590	4443	4350	4003	3919	3743	3200	2266	1580	1171	1007	923	872
35	3092	3624	3791	4160	4540	4593	4559	4529	4428	4070	3788	3584	2951	1938	1259	926	797	686	627
40	2775	3455	3785	3994	4318	4575	4851	4503	4346	3882	3790	3383	2642	1607	943	727	556	481	453
45	2377	3197	3531	3879	4691	5412	5613	5374	4563	3923	3461	3140	2289	1246	714	537	413	369	341
50	2091	2852	3323	4071	5377	5978	6101	6043	4985	3914	3254	2806	1937	955	563	382	283	228	200
55	1888	2511	3204	4375	5769	6064	6332	6198	5594	4054	3099	2449	1703	725	440	258	181	148	133
60	1711	2375	3119	4552	5892	6102	6272	6088	5701	4270	3002	2304	1516	557	338	171	102	71.6	57.5
65	1487	2444	2979	4436	5855	6091	6255	6037	5708	4222	2798	2296	1279	467	249	107	36.2	8.14	4.13
70	1137	2250	2788	4388	5553	5828	5857	5811	5471	4067	2696	2156	910	400	175	49.4	6.66	5.97	5.69
75	702	1947	2555	4377	5709	6166	6075	6102	5430	3943	2469	1839	545	321	118	30.4	7.65	6.79	6.58
80	352	1631	2334	4208	5614	5990	6097	5787	5409	3918	2180	1517	314	255	89.4	23.4	8.35	7.73	7.31
85	210	1221	2122	3970	5316	5263	4633	5808	5069	3706	1993	1105	210	203	70.4	17.7	8.51	7.82	7.44
90	170	852	1894	3536	4625	5527	5470	5651	4342	3339	1724	743	161	163	52.9	12.6	7.66	7.56	7.39
95	159	541	1527	2977	4203	4734	4827	4743	4166	2814	1401	444	148	135	39.9	9.87	7.24	8.02	8.37
100	130	212	381	1535	2570	3249	3373	3232	2482	1384	292	182	110	78.9	19.8	10.7	11.3	15.1	16.3
105	69.9	195	676	430	920	1238	1293	1228	920	372	580	173	64.4	54.2	23.9	10.2	12.6	16.3	17.4
110	151	164	501	761	1200	1680	1721	1615	994	656	443	147	135	51.5	20.2	10.8	12.9	16.3	17.4
115	117	132	361	795	1447	2014	2093	1926	1289	700	316	118	103	35.4	16.2	10.7	13.1	15.8	16.9
120	83.2	105	300	661	1201	1560	1645	1507	1120	622	260	95.7	73.7	23.8	12.3	10.4	12.7	15.0	15.9
125	58.7	88.2	273	541	942	1248	1319	1180	877	501	230	79.8	52.7	16.2	10.2	9.04	12.0	13.9	14.6
130	31.8	63.3	220	423	685	896	953	886	676	403	196	55.8	30.8	8.92	8.35	7.00	8.83	12.6	13.2
135	22.3	24.0	222	292	458	600	629	589	438	280	191	20.8	17.8	13.1	6.69	8.26	8.30	6.20	6.79
140	16.2	30.5	163	223	287	374	397	371	290	229	148	29.0	13.3	9.38	7.00	6.61	8.53	8.64	9.38
145	8.48	18.4	106	189	200	231	242	233	206	180	96.9	18.9	10.4	6.35	6.46	6.60	6.37	7.52	8.10
150	5.69	8.43	49.1	132	161	165	165	168	159	135	51.6	9.45	6.26	4.52	5.88	6.62	6.49	5.46	5.26
155	5.76	5.33	14.8	79.2	114	128	129	128	117	79.2	15.1	5.80	6.28	6.06	5.07	5.77	5.93	5.98	5.96
160	5.99	5.57	6.04	15.7	65.4	82.6	87.3	84.2	65.5	22.5	7.86	6.30	6.58	6.46	4.77	4.63	5.53	5.10	5.71
165	4.84	4.96	5.84	8.05	11.8	20.5	34.2	23.0	9.03	6.76	5.93	5.59	5.41	5.50	5.57	4.71	4.28	4.01	3.94
170	6.58	6.41	6.20	5.99	6.02	6.67	7.59	6.57	6.38	6.48	6.40	6.17	5.96	6.00	5.97	5.76	4.84	3.75	3.14
175	6.80	6.71	6.61	6.51	6.41	6.33	6.30	6.41	6.61	6.82	6.99	7.10	6.24	6.30	5.99	5.23	4.64	4.28	4.12
180	8.54	8.54	8.54	8.54	8.54	8.54	8.54	8.54	8.54	8.54	8.54	8.54	8.54	8.54	8.54	8.54	8.54	8.54	8.54

C Range: 0 - 360DEG
 C Interval: 15.0DEG
 Test Speed: HIGH
 Temperature: 23.9DEG
 Operators: Alan Wang
 Test Date: 07 December 2020

γ Range: 0 - 180DEG
 γ Interval: 1.0DEG
 Test System: EVERFINE GO-R5000_V2 SYSTEM V2.00.442T2
 Humidity: 46.2%
 Test Distance: 2.500m [K=1.0459]
 Remarks:

LUMINOUS DISTRIBUTION INTENSITY DATA

Test:U:120.22V I:1.0173A P:121.69W PF:0.9965 Freq:60.01Hz Lamp Flux:17443.2x1 lm		
NAME: ASD Lighting Corp	TYPE: LED	WEIGHT:
SPEC.: ASD-WLP01-120D50-PC-PRM	DIM.:	SERIAL No.:
MFR.: ASD Lighting Corp	SUR.:	Shielding Angle:

Table--2

UNIT: cd

C(DEG) γ (DEG)	285	300	315	330	345														
0	3573	3573	3573	3573	3573														
5	3219	3238	3353	3527	3664														
10	2469	2644	2898	3184	3481														
15	1871	2068	2381	2806	3291														
20	1440	1588	1876	2374	3004														
25	1149	1260	1494	1936	2675														
30	946	1019	1193	1603	2355														
35	703	813	946	1287	2001														
40	486	576	746	955	1677														
45	368	412	554	711	1301														
50	229	281	393	567	1026														
55	142	189	272	483	784														
60	72.1	106	183	375	574														
65	8.85	42.4	122	280	464														
70	6.00	9.64	65.1	206	408														
75	6.92	8.95	43.8	152	339														
80	7.64	8.80	32.9	115	268														
85	7.66	8.59	24.4	89.3	212														
90	7.23	7.28	16.4	69.4	175														
95	8.16	7.22	13.0	53.5	149														
100	14.6	10.7	11.9	19.7	90.8														
105	15.8	12.1	10.2	31.2	71.3														
110	15.7	12.8	12.2	25.9	84.0														
115	15.6	13.0	11.6	20.6	58.9														
120	14.6	12.4	10.5	14.7	40.5														
125	13.2	11.6	7.78	12.8	29.1														
130	11.8	7.89	6.98	9.34	14.3														
135	6.25	8.03	7.53	7.81	16.0														
140	9.06	8.06	6.22	6.72	10.7														
145	7.83	6.39	6.67	7.04	7.03														
150	4.93	5.55	7.10	6.70	5.35														
155	6.29	6.84	6.36	6.17	5.57														
160	6.33	6.52	6.08	5.40	6.57														
165	4.25	4.81	4.94	5.28	6.09														
170	3.23	3.58	4.36	6.01	6.82														
175	4.05	3.98	4.06	5.07	6.52														
180	6.78	6.78	6.78	6.78	6.78														

C Range: 0 - 360DEG
 C Interval: 15.0DEG
 Test Speed: HIGH
 Temperature: 23.9DEG
 Operators: Alan Wang
 Test Date: 07 December 2020

γ Range: 0 - 180DEG
 γ Interval: 1.0DEG
 Test System: EVERFINE GO-R5000_V2 SYSTEM V2.00.442T2
 Humidity: 46.2%
 Test Distance: 2.500m [K=1.0459]
 Remarks: