

Floodlight Summary:

Report based on lamp delivering 1000 lumens.

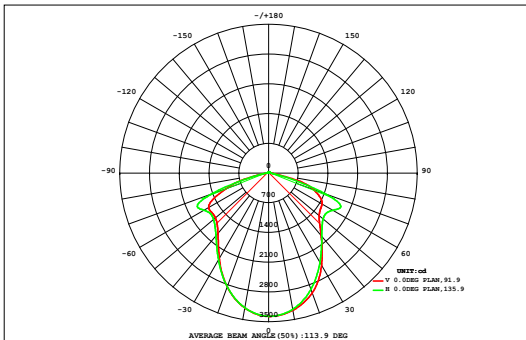
Maximum Intensity (Luminaire orientation as tested.)		377.1 cd per klm. 0.0 degrees vertical 0.0 degrees horizontal
Beam Spread	At 10% of Imax At 50% of Imax At 90% of Imax	154.0V x 155.6H 135.9V x 91.9H 32.9V x 34.8H
Beam Flux	Total To 10% of Imax To 50% of Imax To 90% of Imax	1000.0 lumens per klm. 973.9 lumens per klm. 686.4 lumens per klm. 100.2 lumens per klm.
	Upward LOR Downward LOR	0.9 % 99.1 %
Luminaire Efficiency (Light Output Ratio)		100.0 %

C Range: 0 - 360DEG
C Interval: 45.0DEG
Test Speed: HIGH
Temperature: 28.6DEG
Operators: wudashuai
Test Date: 2021-11-05

γ Range: 0 - 180DEG
 γ Interval: 1.0DEG
Test System: EVERFINE GO-2000A_V1 SYSTEM V2.0.364
Humidity: 66%
Test Distance: 6.500m [K=1.0000]
Remarks:

LUMINAIRE PHOTOMETRIC TEST REPORT

Test:U:121.7V I:0.5424A P:65.63W PF:0.9943 Freq:59.99Hz Lamp Flux:8945.54x1 lm		
NAME: ASD Lighting Corp	TYPE:	WEIGHT:
SPEC.:ASD-CAN07A-70DAC-WH-5000K	DIM.:	SERIAL No.:
MFR.: ASD Lighting Corp	SUR.:0.22	Shielding Angle:



DATA OF LAMP		Eff:136.31lm/W	
MODEL ASD-CAN07A-70DAC-WH-5000K		Φ_{max} (cd)	3373
NOMINAL POWER (W)	65	AVAILABILITY (%)	97.4
RATED VOLTAGE (V)	120-277	Avai. FLUX (lm)	8714
NOMINAL FLUX (lm)	8945.54	LOR (%)	100.0
LAMPS INSIDE	1	TOTAL FLUX (lm)	8946
TEST VOLTAGE (V)	120	θ @50% (H,V)	92,136DEG

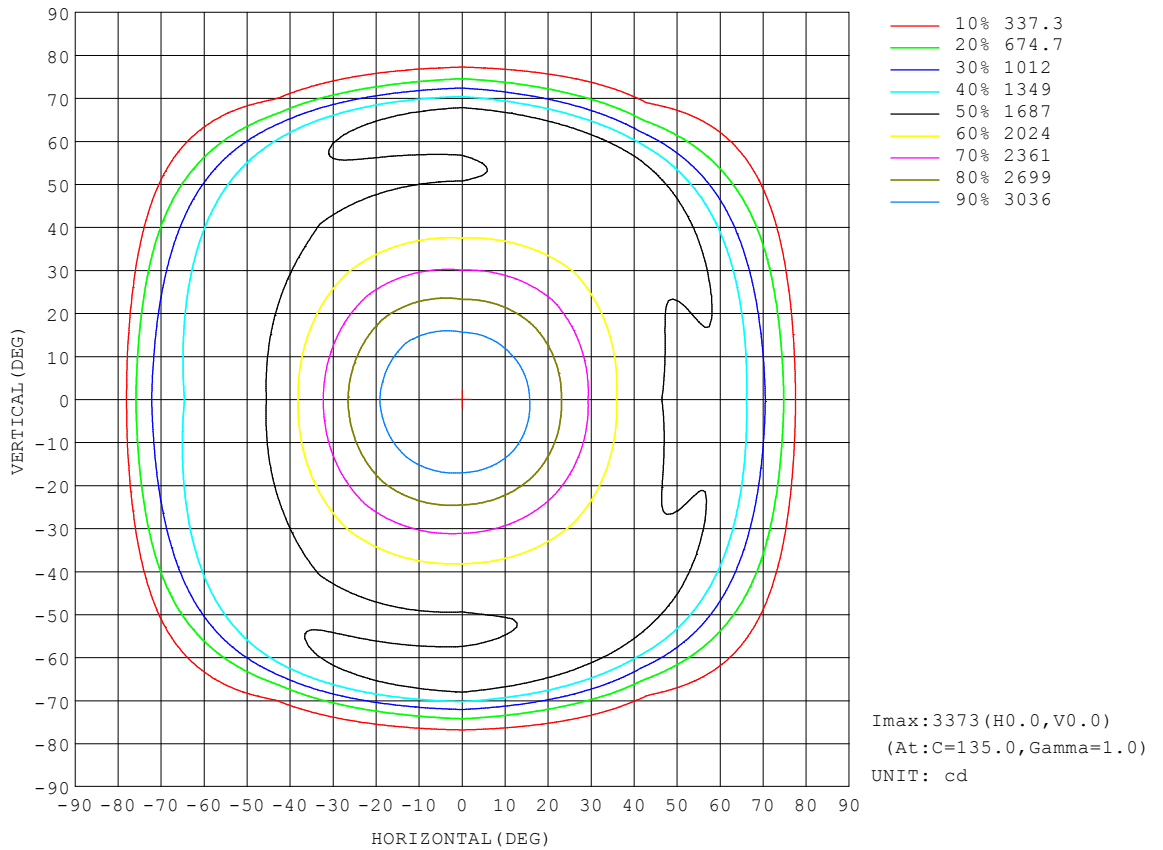
VERTICAL (DEG)	AREA FLUX DIAGRAM																UNIT:lm		Φt	Φa
	0.03	0.13	0.31	0.54	0.80	1.13	1.49	1.81	2.04	2.02	1.75	1.40	1.03	0.70	0.46	0.26	0.11	0.03		
90	0.03	0.13	0.31	0.54	0.80	1.13	1.49	1.81	2.04	2.02	1.75	1.40	1.03	0.70	0.46	0.26	0.11	0.03	16.0	0.00
80	0.05	0.37	1.08	2.19	3.70	6.65	11.2	16.0	19.4	19.0	15.1	10.3	6.07	3.39	1.95	0.93	0.31	0.04	118	81.2
70	0.09	0.73	2.62	7.43	16.8	30.0	41.1	48.3	52.3	52.4	48.1	39.6	26.4	13.2	6.25	2.30	0.63	0.07	388	377
60	0.13	1.25	6.50	18.6	32.1	41.2	46.4	49.5	51.1	51.7	51.2	49.3	44.5	32.1	15.7	5.47	1.08	0.11	498	494
50	0.17	2.18	11.6	24.9	34.6	41.4	46.9	51.6	54.2	54.4	52.3	48.5	44.4	38.2	25.3	9.83	1.85	0.14	543	540
40	0.21	3.48	14.9	26.6	34.6	43.0	52.3	60.3	64.6	64.4	60.0	52.6	44.4	37.4	29.2	13.8	2.94	0.18	605	603
30	0.25	4.66	16.5	26.8	35.2	46.9	61.2	73.4	79.2	78.4	71.6	59.9	46.9	36.9	29.6	16.5	3.97	0.21	688	687
	0.28	5.49	17.1	26.6	36.3	51.5	70.1	85.5	92.5	91.2	82.2	66.8	50.0	37.2	29.2	17.9	4.74	0.24	765	763
	0.30	5.94	17.2	26.3	37.1	54.5	75.4	91.7	99.9	98.9	88.5	71.0	51.7	37.4	28.7	18.3	5.19	0.25	808	807
	0.30	5.95	17.2	26.4	37.1	54.6	75.5	91.7	100	99.6	89.1	71.1	51.6	37.3	28.7	18.3	5.20	0.25	810	809
	0.28	5.50	17.2	26.6	36.4	51.8	70.5	85.9	93.5	92.8	83.3	66.8	49.7	37.1	29.0	17.8	4.75	0.24	769	768
	0.25	4.66	16.7	26.8	35.3	47.3	61.9	74.4	80.8	79.9	72.0	59.4	46.5	36.7	29.3	16.5	3.98	0.21	693	691
-30	0.21	3.48	15.1	26.8	34.6	43.2	52.8	61.2	65.7	65.2	60.1	52.2	44.1	37.0	28.8	13.9	2.94	0.18	607	606
-40	0.17	2.19	11.7	25.4	34.9	41.4	46.9	51.6	54.3	54.3	51.9	48.1	43.7	37.5	25.1	9.97	1.85	0.14	541	538
-50	0.13	1.26	6.52	18.9	33.0	41.8	46.6	49.4	50.8	51.2	50.6	48.6	43.5	31.8	16.0	5.48	1.08	0.11	497	492
-60	0.09	0.74	2.64	7.47	17.0	30.6	41.8	49.0	52.8	52.7	48.2	39.7	26.8	13.6	6.25	2.29	0.63	0.07	392	381
-70	0.05	0.38	1.09	2.22	3.77	6.58	10.9	15.4	18.5	18.2	14.5	9.94	5.88	3.33	1.96	0.94	0.32	0.04	114	76.9
-80	0.03	0.14	0.32	0.57	0.85	1.17	1.50	1.78	1.95	1.93	1.70	1.39	1.05	0.73	0.48	0.27	0.11	0.03	16.0	0.00
-90	0.03	0.14	0.32	0.57	0.85	1.17	1.50	1.78	1.95	1.93	1.70	1.39	1.05	0.73	0.48	0.27	0.11	0.03	16.0	0.00
	-90	-80	-70	-60	-50	-40	-30	-20	HORIZONTAL (DEG)	20	30	40	50	60	70	80	90			
Φt	3.03	48.5	176	321	464	635	815	958	1034	1028	942	797	628	471	332	171	41.7	2.56	8868	---
Φa	0.00	37.5	167	312	455	626	806	950	1025	1020	934	788	619	461	323	162	30.6	0.00	---	8714

one-half-peak spread: U:3.2,D:4.0 , L:45.9,R:47.4 NEMA Beam Type: Type 7

C Range: 0 - 360DEG γ Range: 0 - 180DEG
 C Interval: 45.0DEG γ Interval: 1.0DEG
 Test Speed: HIGH Test System:EVERFINE GO-2000A_V1 SYSTEM V2.0.364
 Temperature:28.6DEG Humidity:66%
 Operators:wudashuai Test Distance:6.500m [K=1.0000]
 Test Date:2021-11-05 Remarks:

ISOCANDELA DIAGRAM

Test:U:121.7V I:0.5424A P:65.63W PF:0.9943 Freq:59.99Hz Lamp Flux:8945.54x1 lm		
NAME: ASD Lighting Corp	TYPE:	WEIGHT:
SPEC.:ASD-CAN07A-70DAC-WH-5000K	DIM.:	SERIAL No.:
MFR.: ASD Lighting Corp	SUR.:0.22	Shielding Angle:

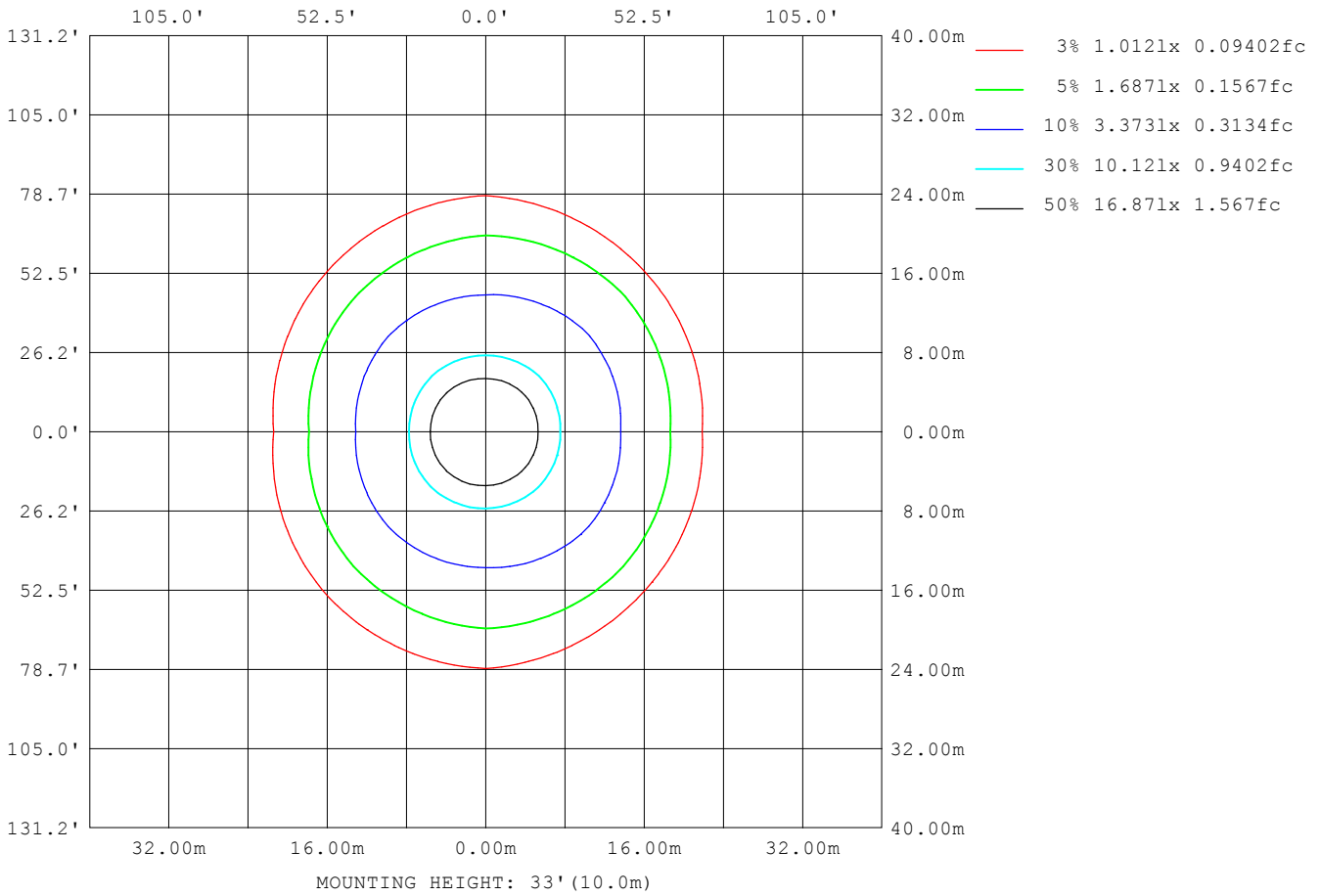


C Range: 0 - 360DEG
 C Interval: 45.0DEG
 Test Speed: HIGH
 Temperature:28.6DEG
 Operators:wudashuai
 Test Date:2021-11-05

γ Range: 0 - 180DEG
 γ Interval: 1.0DEG
 Test System:EVERFINE GO-2000A_V1 SYSTEM V2.0.364
 Humidity:66%
 Test Distance:6.500m [K=1.0000]
 Remarks:

ISOLUX DIAGRAM

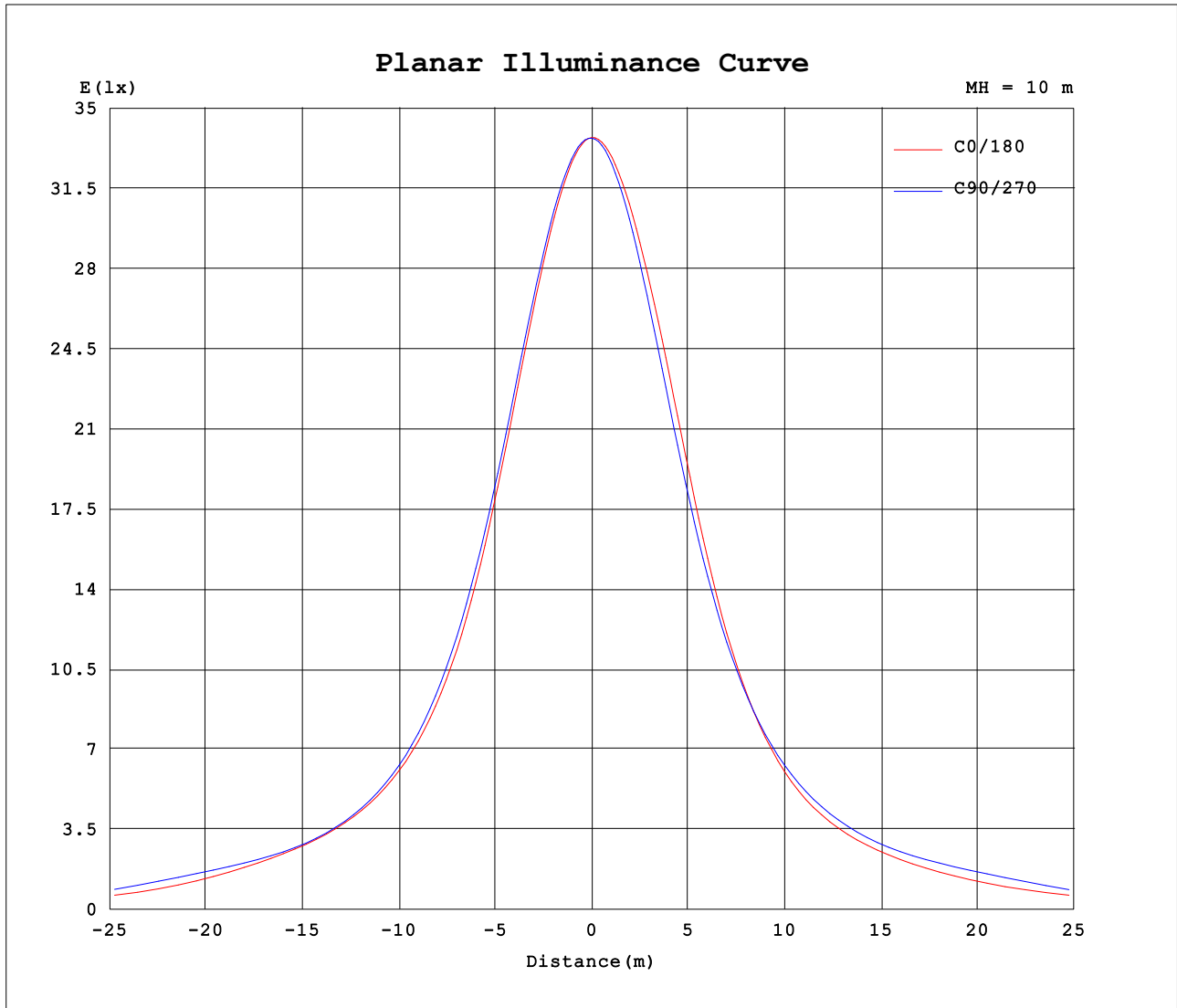
Test:U:121.7V I:0.5424A P:65.63W PF:0.9943 Freq:59.99Hz Lamp Flux:8945.54x1 lm		
NAME: ASD Lighting Corp	TYPE:	WEIGHT:
SPEC.:ASD-CAN07A-70DAC-WH-5000K	DIM.:	SERIAL No.:
MFR.: ASD Lighting Corp	SUR.:0.22	Shielding Angle:



C Range: 0 - 360DEG
 C Interval: 45.0DEG
 Test Speed: HIGH
 Temperature:28.6DEG
 Operators:wudashuai
 Test Date:2021-11-05

γ Range: 0 - 180DEG
 γ Interval: 1.0DEG
 Test System:EVERFINE GO-2000A_V1 SYSTEM V2.0.364
 Humidity:66%
 Test Distance:6.500m [K=1.0000]
 Remarks:

Planar Illuminance Curve

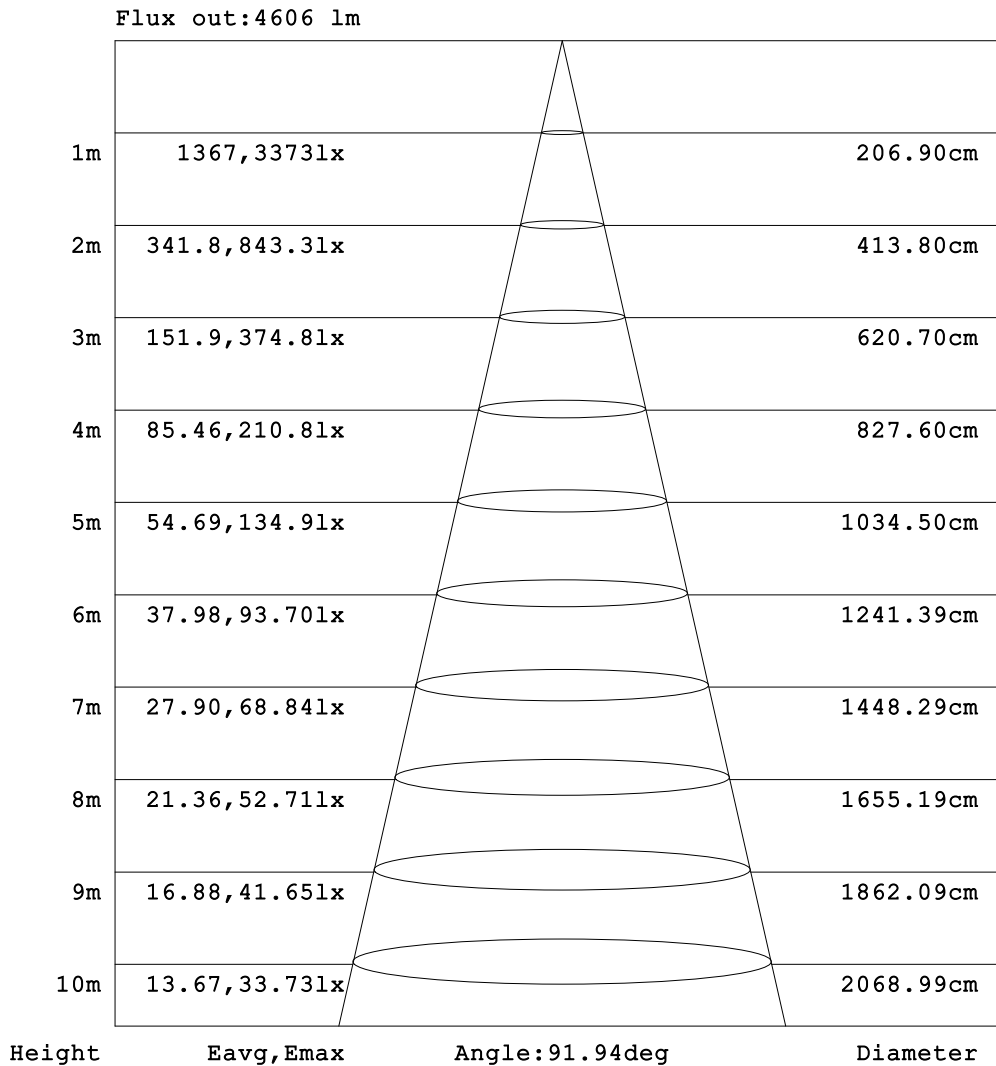


C Range: 0 - 360DEG
 C Interval: 45.0DEG
 Test Speed: HIGH
 Temperature: 28.6DEG
 Operators: wudashuai
 Test Date: 2021-11-05

γ Range: 0 - 180DEG
 γ Interval: 1.0DEG
 Test System: EVERFINE GO-2000A_V1 SYSTEM V2.0.364
 Humidity: 66%
 Test Distance: 6.500m [K=1.0000]
 Remarks:

AAI Figure

Test:U:121.7V I:0.5424A P:65.63W PF:0.9943 Freq:59.99Hz Lamp Flux:8945.54x1 lm		
NAME: ASD Lighting Corp	TYPE:	WEIGHT:
SPEC.:ASD-CAN07A-70DAC-WH-5000K	DIM.:	SERIAL No.:
MFR.: ASD Lighting Corp	SUR.:0.22	Shielding Angle:



Note:The Curves indicate the illuminated area and the average illumination when the luminaire is at different distance.

C Range: 0 - 360DEG
 C Interval: 45.0DEG
 Test Speed: HIGH
 Temperature:28.6DEG
 Operators:wudashuai
 Test Date:2021-11-05

γ Range: 0 - 180DEG
 γ Interval: 1.0DEG
 Test System:EVERFINE GO-2000A_V1 SYSTEM V2.0.364
 Humidity:66%
 Test Distance:6.500m [K=1.0000]
 Remarks:

LUMINOUS DISTRIBUTION INTENSITY DATA

Test:U:121.7V I:0.5424A P:65.63W PF:0.9943 Freq:59.99Hz Lamp Flux:8945.54x1 lm		
NAME: ASD Lighting Corp	TYPE:	WEIGHT:
SPEC.:ASD-CAN07A-70DAC-WH-5000K	DIM.:	SERIAL No.:
MFR.: ASD Lighting Corp	SUR.:0.22	Shielding Angle:

Table--1

UNIT: cd

H (DEG) V (DEG)	-90	-85	-80	-75	-70	-65	-60	-55	-50	-45	-40	-35	-30	-25	-20	-15	-10	-5	0
-180	8.22	5.40	6.33	7.48	8.65	9.79	10.9	12.2	13.7	15.3	16.9	18.2	19.4	20.3	21.2	22.0	22.6	23.0	23.3
-170	8.22	5.39	6.31	7.45	8.61	9.75	10.9	12.1	13.5	15.0	16.6	18.0	19.2	20.1	20.8	21.4	21.9	22.4	22.7
-160	8.22	5.37	6.23	7.31	8.43	9.52	10.6	11.7	12.9	14.3	15.7	17.1	18.3	19.2	20.0	20.5	21.0	21.3	21.5
-150	8.22	5.32	6.09	7.07	8.11	9.12	10.1	11.1	12.1	13.2	14.3	15.5	16.6	17.6	18.4	19.1	19.5	19.8	19.9
-140	8.22	5.27	5.90	6.74	7.65	8.56	9.43	10.3	11.1	11.9	12.8	13.6	14.4	15.3	16.0	16.6	17.0	17.3	17.5
-130	8.22	5.25	5.68	6.33	7.08	7.85	8.59	9.30	9.97	10.6	11.3	11.8	12.4	12.8	13.3	13.7	14.0	14.2	14.3
-120	8.22	5.40	5.44	5.91	6.44	7.02	7.60	8.18	8.71	9.21	9.66	10.1	10.4	10.8	11.1	11.3	11.5	11.6	11.6
-110	8.22	5.85	5.28	5.49	5.81	6.16	6.53	6.91	7.28	7.64	7.97	8.26	8.52	8.75	8.93	9.09	9.20	9.29	9.33
-100	8.22	6.79	5.84	5.40	5.31	5.41	5.55	5.71	5.88	6.04	6.20	6.34	6.48	6.60	6.71	6.81	6.88	6.94	6.98
-90	8.22	8.24	8.27	8.29	8.32	8.34	8.36	8.39	8.41	8.44	8.41	8.37	8.34	8.31	8.28	8.25	8.21	8.18	8.15
-80	8.22	12.5	20.1	29.2	38.7	48.2	57.5	66.9	75.7	82.9	94.0	105	117	128	139	148	156	162	165
-70	8.22	20.0	40.2	64.1	94.2	127	162	209	265	315	414	573	756	937	1095	1216	1305	1365	1396
-60	8.22	29.0	64.1	115	178	293	493	698	1025	1334	1538	1658	1715	1740	1747	1746	1744	1745	1751
-50	8.22	38.3	93.9	178	370	683	1038	1359	1546	1629	1663	1668	1660	1657	1660	1667	1674	1679	1678
-40	8.22	47.2	126	270	683	1063	1369	1530	1592	1612	1633	1672	1727	1778	1834	1886	1927	1949	1952
-30	8.22	55.3	157	439	909	1260	1466	1547	1572	1608	1687	1797	1932	2072	2199	2305	2381	2420	2420
-20	8.22	61.6	183	625	1057	1334	1486	1532	1566	1653	1798	1983	2198	2417	2615	2760	2858	2911	2914
-10	8.22	65.6	200	730	1116	1351	1477	1514	1570	1697	1897	2144	2416	2680	2898	3062	3176	3240	3258
0	8.22	67.2	208	782	1122	1333	1455	1492	1558	1707	1927	2199	2499	2780	3003	3165	3279	3351	3373
10	8.22	65.6	200	729	1113	1346	1474	1514	1570	1694	1892	2136	2406	2670	2891	3058	3172	3220	3220
20	8.22	61.5	182	624	1055	1322	1480	1531	1567	1648	1789	1970	2179	2394	2593	2735	2825	2863	2850
30	8.22	55.1	156	438	913	1243	1452	1541	1572	1609	1679	1784	1912	2047	2168	2269	2338	2370	2362
40	8.22	47.0	125	269	681	1058	1340	1511	1581	1610	1634	1673	1718	1767	1822	1872	1908	1929	1930
50	8.22	38.1	93.4	177	368	682	1033	1321	1509	1604	1647	1663	1662	1663	1669	1678	1686	1692	1695
60	8.22	28.8	63.6	114	177	291	489	708	1017	1289	1477	1610	1681	1717	1732	1738	1741	1746	1755
70	8.22	19.8	39.8	63.2	93.3	125	161	206	260	308	411	584	780	954	1108	1224	1311	1371	1407
80	8.22	12.3	19.7	28.5	37.7	46.8	55.7	64.7	73.5	80.9	92.2	105	119	133	147	159	170	178	184
90	8.22	8.15	8.07	8.00	7.93	7.86	7.78	7.71	7.64	7.57	7.61	7.66	7.70	7.74	7.79	7.83	7.88	7.92	7.96
100	8.22	6.73	5.74	5.30	5.20	5.26	5.37	5.49	5.61	5.73	5.88	6.03	6.16	6.28	6.39	6.48	6.55	6.61	6.65
110	8.22	5.80	5.22	5.40	5.68	5.99	6.32	6.66	7.01	7.35	7.69	8.00	8.27	8.51	8.72	8.88	9.01	9.10	9.16
120	8.22	5.37	5.39	5.82	6.31	6.86	7.43	7.99	8.51	8.98	9.40	9.79	10.1	10.4	10.7	10.9	11.1	11.2	11.3
130	8.22	5.23	5.63	6.25	6.97	7.72	8.46	9.13	9.76	10.3	10.9	11.4	12.0	12.5	12.9	13.4	13.7	13.9	14.0
140	8.22	5.25	5.86	6.66	7.56	8.46	9.30	10.1	10.9	11.6	12.5	13.3	14.2	15.0	15.8	16.4	16.9	17.2	17.4
150	8.22	5.31	6.05	7.01	8.04	9.04	9.99	10.9	11.9	13.0	14.1	15.3	16.4	17.4	18.2	18.9	19.4	19.6	19.8
160	8.22	5.36	6.21	7.27	8.39	9.47	10.5	11.6	12.8	14.2	15.6	17.0	18.1	19.1	19.8	20.4	20.9	21.2	21.4
170	8.22	5.39	6.30	7.43	8.59	9.72	10.8	12.0	13.4	15.0	16.5	17.9	19.1	20.0	20.8	21.5	22.0	22.4	22.7
180	8.22	5.40	6.33	7.48	8.65	9.79	10.9	12.2	13.7	15.3	16.9	18.2	19.4	20.3	21.2	22.0	22.6	23.0	23.3

C Range: 0 - 360DEG
 C Interval: 45.0DEG
 Test Speed: HIGH
 Temperature:28.6DEG
 Operators:wudashuai
 Test Date:2021-11-05

γ Range: 0 - 180DEG
 γ Interval: 1.0DEG
 Test System:EVERFINE GO-2000A_V1 SYSTEM V2.0.364
 Humidity:66%
 Test Distance:6.500m [K=1.0000]
 Remarks:

LUMINOUS DISTRIBUTION INTENSITY DATA

Test:U:121.7V I:0.5424A P:65.63W PF:0.9943 Freq:59.99Hz Lamp Flux:8945.54x1 lm		
NAME: ASD Lighting Corp	TYPE:	WEIGHT:
SPEC.:ASD-CAN07A-70DAC-WH-5000K	DIM.:	SERIAL No.:
MFR.: ASD Lighting Corp	SUR.:0.22	Shielding Angle:

Table--2

UNIT: cd

H (DEG) V (DEG)	5	10	15	20	25	30	35	40	45	50	55	60	65	70	75	80	85	90
-180	23.0	22.6	22.0	21.3	20.5	19.6	18.6	17.3	15.8	14.2	12.6	11.2	10.0	8.82	7.65	6.65	5.86	8.08
-170	22.4	21.9	21.4	20.8	20.2	19.3	18.3	16.9	15.5	13.9	12.4	11.1	9.94	8.76	7.60	6.62	5.84	8.08
-160	21.3	20.9	20.5	19.9	19.3	18.4	17.3	16.0	14.6	13.2	11.9	10.8	9.66	8.55	7.46	6.54	5.80	8.08
-150	19.8	19.5	19.1	18.5	17.7	16.8	15.7	14.6	13.4	12.3	11.2	10.2	9.21	8.21	7.22	6.41	5.74	8.08
-140	17.3	17.1	16.6	16.0	15.3	14.5	13.7	12.8	12.0	11.2	10.3	9.48	8.61	7.75	6.92	6.25	5.67	8.08
-130	14.2	14.0	13.7	13.3	12.8	12.3	11.8	11.2	10.6	9.97	9.29	8.61	7.91	7.19	6.58	6.05	5.62	8.08
-120	11.6	11.4	11.3	11.0	10.7	10.4	10.00	9.56	9.11	8.65	8.16	7.64	7.11	6.63	6.20	5.83	5.75	8.08
-110	9.27	9.17	9.04	8.88	8.68	8.45	8.20	7.91	7.59	7.28	6.95	6.63	6.33	6.07	5.82	5.62	6.17	8.08
-100	6.94	6.88	6.80	6.70	6.60	6.48	6.34	6.20	6.06	5.96	5.86	5.76	5.66	5.58	5.66	6.08	6.99	8.08
-90	8.07	7.98	7.90	7.81	7.73	7.64	7.56	7.48	7.39	7.47	7.54	7.62	7.70	7.77	7.85	7.93	8.00	8.08
-80	160	153	144	133	121	109	96.5	84.4	73.0	66.0	58.1	49.1	40.6	32.1	23.7	16.2	10.4	8.08
-70	1333	1242	1125	985	822	649	486	348	269	229	184	143	110	80.4	54.3	33.2	16.2	8.08
-60	1760	1775	1790	1800	1792	1736	1622	1380	1089	818	578	411	251	155	98.1	54.0	23.6	8.08
-50	1687	1692	1698	1707	1724	1750	1781	1785	1725	1546	1211	866	582	309	153	80.1	31.4	8.08
-40	1942	1914	1875	1831	1790	1762	1741	1732	1740	1732	1613	1302	909	574	232	107	39.1	8.08
-30	2394	2331	2238	2127	2012	1898	1801	1731	1698	1703	1701	1552	1173	789	362	133	46.1	8.08
-20	2884	2800	2667	2494	2293	2096	1924	1789	1703	1670	1682	1637	1350	933	513	156	51.5	8.08
-10	3223	3133	2978	2770	2527	2269	2035	1848	1721	1655	1654	1647	1427	1018	607	172	55.0	8.08
0	3332	3225	3064	2851	2599	2322	2064	1859	1716	1639	1631	1634	1434	1047	654	178	56.3	8.08
10	3179	3081	2942	2752	2524	2275	2043	1854	1724	1658	1659	1653	1430	1014	608	172	55.0	8.08
20	2826	2754	2641	2493	2306	2113	1937	1798	1709	1677	1694	1648	1354	925	514	156	51.5	8.08
30	2352	2307	2233	2138	2034	1917	1813	1741	1709	1721	1721	1568	1169	783	363	133	46.0	8.08
40	1929	1911	1880	1841	1803	1776	1758	1753	1768	1761	1640	1303	888	575	233	107	39.0	8.08
50	1703	1710	1716	1727	1747	1781	1822	1829	1759	1568	1203	838	581	312	153	79.9	31.2	8.08
60	1769	1787	1806	1820	1813	1765	1642	1383	1061	775	565	414	255	154	97.8	53.6	23.4	8.08
70	1338	1242	1122	978	817	643	484	354	275	236	187	142	109	80.0	53.7	32.8	16.1	8.08
80	176	167	155	141	126	112	96.9	83.9	72.3	64.9	56.7	47.9	39.6	31.2	23.2	15.9	10.3	8.08
90	7.86	7.75	7.64	7.54	7.43	7.32	7.21	7.11	7.00	7.12	7.24	7.36	7.48	7.60	7.72	7.84	7.96	8.08
100	6.62	6.57	6.50	6.42	6.32	6.21	6.09	5.96	5.83	5.76	5.69	5.62	5.55	5.50	5.58	6.02	6.95	8.08
110	9.10	9.02	8.90	8.74	8.55	8.32	8.06	7.76	7.44	7.11	6.78	6.48	6.21	5.97	5.76	5.58	6.14	8.08
120	11.2	11.1	11.0	10.7	10.5	10.2	9.82	9.43	9.02	8.58	8.09	7.55	7.01	6.53	6.13	5.79	5.73	8.08
130	14.0	13.7	13.4	13.0	12.5	12.0	11.5	11.0	10.4	9.85	9.22	8.56	7.85	7.13	6.51	6.01	5.61	8.08
140	17.2	16.9	16.5	15.9	15.2	14.3	13.4	12.6	11.8	11.0	10.2	9.42	8.58	7.71	6.87	6.21	5.66	8.08
150	19.7	19.4	19.0	18.4	17.6	16.7	15.6	14.4	13.2	12.1	11.1	10.2	9.18	8.18	7.19	6.39	5.73	8.08
160	21.2	20.9	20.5	19.9	19.3	18.4	17.3	15.9	14.5	13.1	11.9	10.7	9.63	8.53	7.44	6.52	5.79	8.08
170	22.4	22.0	21.5	20.9	20.1	19.3	18.2	16.9	15.4	13.9	12.4	11.1	9.92	8.75	7.60	6.61	5.84	8.08
180	23.0	22.6	22.0	21.3	20.5	19.6	18.6	17.3	15.8	14.2	12.6	11.2	10.0	8.82	7.65	6.65	5.86	8.08

C Range: 0 - 360DEG
 C Interval: 45.0DEG
 Test Speed: HIGH
 Temperature:28.6DEG
 Operators:wudashuai
 Test Date:2021-11-05

γ Range: 0 - 180DEG
 γ Interval: 1.0DEG
 Test System:EVERFINE GO-2000A_V1 SYSTEM V2.0.364
 Humidity:66%
 Test Distance:6.500m [K=1.0000]
 Remarks: