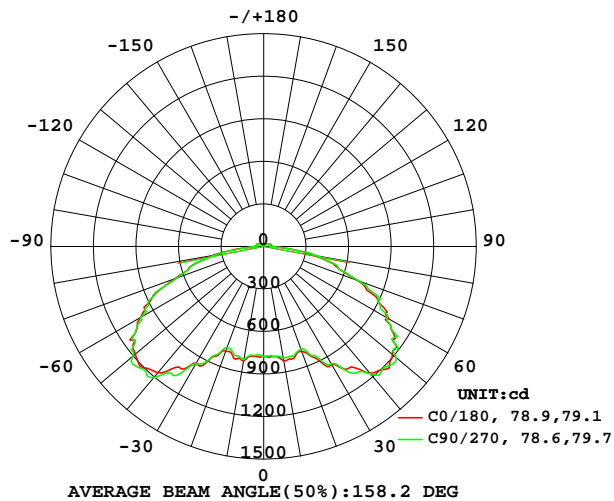


LUMINAIRE PHOTOMETRIC TEST REPORT

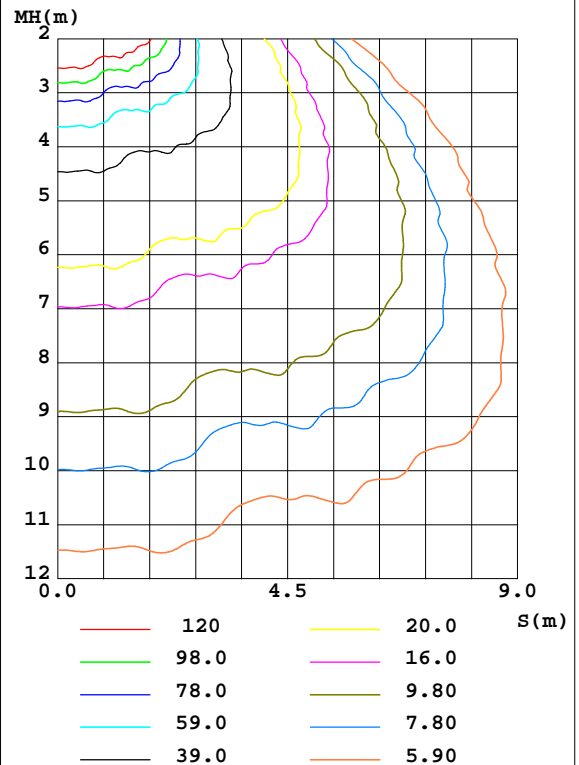
Test:U:480.0V I:0.0916A P:40.18W PF:0.9139 Lamp Flux:5254.32x1 lm		
NAME: ASD-WLP07HV-60D50B-PRM	TYPE:	WEIGHT:
SPEC.:	DIM.:	SERIAL No.:
MFR.: ASD lighting corp.	SUR.:	PROTECTION ANGLE:

DATA OF LAMP		PHOTOMETRIC DATA Eff: 130.77 lm/W			
MODEL ASD-WLP07HV-60D50B-PRM		I _{max} (cd)	1320	S/MH(C0/180)	2.09
NOMINAL POWER(W)	40	LOR(%)	100.0	S/MH(C90/270)	2.09
RATED VOLTAGE(V)	480	TOTAL FLUX(lm)	5254.3	η UP, DN(C0-180)	1.9, 48.5
NOMINAL FLUX(lm)	5254.32	CIE CLASS	DIRECT	η UP, DN(C180-360)	1.8, 47.8
LAMPS INSIDE	1	η up(%)	3.7	CIBSE SHR NOM	2.00
TEST VOLTAGE(V)	480.0	η down(%)	96.3	CIBSE SHR MAX	0.00

LUMINOUS INTENSITY DISTRIBUTION DIAGRAM



C0 PLANE ISOLUX DIAGRAM (UNIT:lx)



C Range: 0 - 360DEG
 C Interval: 22.5DEG
 Test Speed: HIGH
 Temperature: 27.3DEG
 Operators: Leo
 Test Date: 2017-12-03

γ Range: 0 - 180DEG
 γ Interval: 1.0DEG
 Test System: EVERFINE GO-R5000_V2 SYSTEM V2.0.284
 Humidity: 44.8%
 Test Distance: 26.000m [K=1.3311]
 Remarks:

ZONAL FLUX DIAGRAM

ZONAL FLUX DIAGRAM:

γ	C0	C45	C90	C135	C180	C225	C270	C315	γ	Φ zone	Φ total	%lum,lamp
10	819.3	799.2	797.4	800.6	820.3	793.3	810.0	797.4	0- 10	75.00	75.00	1.43,1.43
20	789.4	791.0	771.8	795.6	785.6	783.3	758.3	780.5	10- 20	224.9	299.9	5.71,5.71
30	961.6	941.4	954.1	939.8	948.1	955.2	953.9	946.7	20- 30	403.9	703.8	13.4,13.4
40	1166	1142	1173	1166	1162	1153	1204	1154	30- 40	668.9	1373	26.1,26.1
50	1185	1271	1221	1285	1183	1275	1205	1274	40- 50	939.3	2312	44,44
60	1019	1285	1005	1303	1004	1284	1008	1286	50- 60	1072	3384	64.4,64.4
70	705.1	764.0	712.2	766.5	661.8	695.3	649.1	716.9	60- 70	940.0	4324	82.3,82.3
80	354.4	347.4	376.2	345.1	361.1	322.8	345.4	325.1	70- 80	537.6	4861	92.5,92.5
90	62.98	66.10	63.39	62.51	58.65	55.69	58.05	61.32	80- 90	197.8	5059	96.3,96.3
100	49.12	52.02	46.67	53.55	51.74	53.80	51.66	52.81	90-100	52.56	5111	97.3,97.3
110	49.54	46.29	50.01	46.66	50.34	45.87	49.30	45.02	100-110	55.85	5167	98.3,98.3
120	37.44	39.74	37.24	38.89	36.88	37.44	35.61	36.25	110-120	42.88	5210	99.2,99.2
130	28.30	15.34	28.35	13.90	27.58	10.93	26.90	11.38	120-130	26.08	5236	99.7,99.7
140	9.606	6.492	11.27	6.394	8.007	5.329	8.457	5.385	130-140	10.65	5247	99.9,99.9
150	4.109	5.182	9.542	5.182	3.712	3.855	7.364	4.314	140-150	3.688	5251	99.9,99.9
160	3.840	3.469	5.185	3.702	3.804	3.653	3.809	3.758	150-160	2.202	5253	100,100
170	3.846	3.428	3.939	3.875	4.053	4.021	3.997	3.959	160-170	1.093	5254	100,100
180	4.006	3.858	4.317	4.061	4.057	3.907	4.163	4.214	170-180	0.3778	5254	100,100
DEG	LUMINOUS INTENSITY:cd									UNIT:lm		

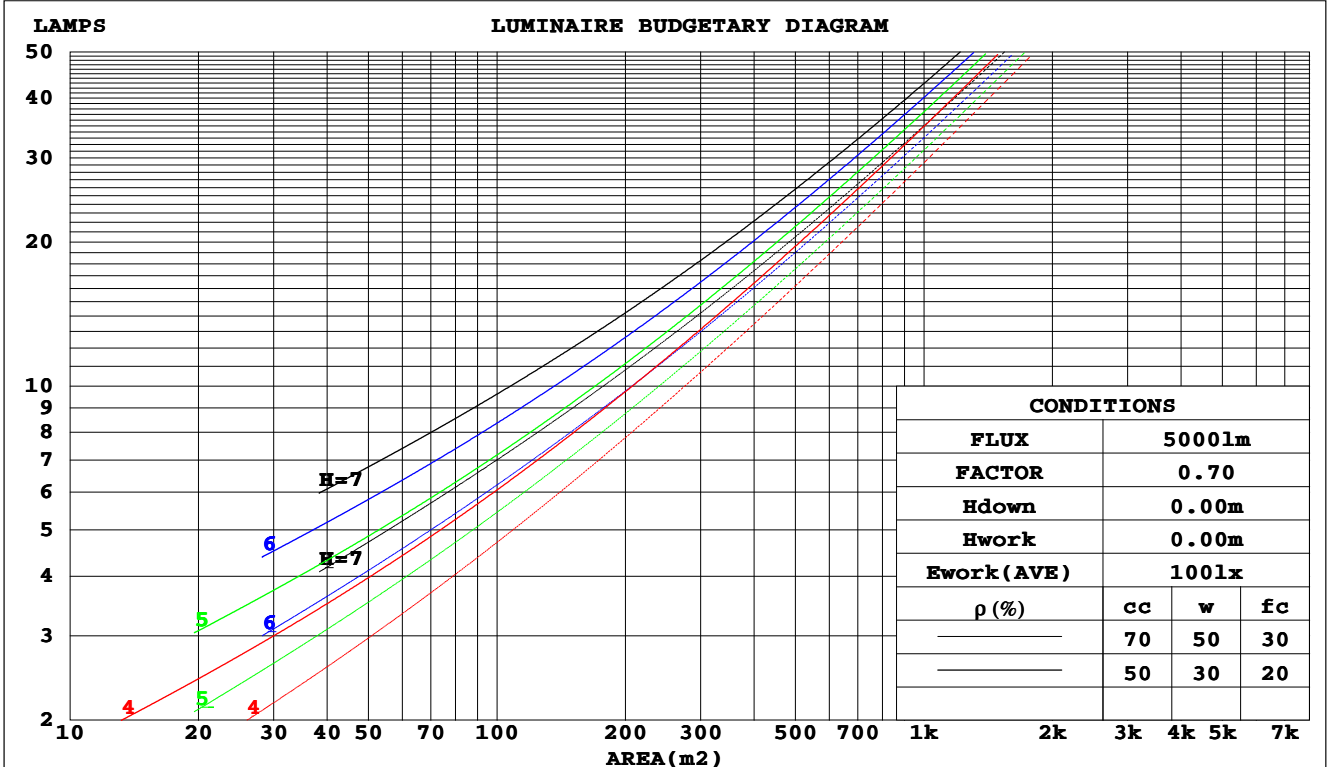
C Range: 0 - 360DEG
C Interval: 22.5DEG
Test Speed: HIGH
Temperature:27.3DEG
Operators:Leo
Test Date:2017-12-03

γ Range: 0 - 180DEG
 γ Interval: 1.0DEG
Test System:EVERFINE GO-R5000_V2 SYSTEM V2.0.284
Humidity:44.8%
Test Distance:26.000m [K=1.3311]
Remarks:

CU AND LUMINAIRE BUDGETARY ESTIMATE DIAGRAM

Test:U:480.0V I:0.0916A P:40.18W PF:0.9139 Lamp Flux:5254.32x1 lm		
NAME: ASD-WLP07HV-60D50B-PRM	TYPE:	WEIGHT:
SPEC.:	DIM.:	SERIAL No.:
MFR.: ASD lighting corp.	SUR.:	PROTECTION ANGLE:

ρ_{cc}	80%			70%			50%			30%			10%			0
ρ_w	50%	30%	10%	50%	30%	10%	50%	30%	10%	50%	30%	10%	50%	30%	10%	0
ρ_{fc}	20%			20%			20%			20%			20%			0
RCR	RCR:Room Cavity Ratio															
	Coefficients of Utilization(CU)															
0.0	1.18	1.18	1.18	1.15	1.15	1.15	1.09	1.09	1.09	1.04	1.04	1.04	.99	.99	.99	.96
1.0	.00	.95	.90	.97	.92	.88	.92	.88	.84	.87	.84	.81	.83	.80	.78	.76
2.0	.84	.76	.69	.82	.74	.68	.78	.71	.66	.74	.68	.64	.70	.66	.62	.59
3.0	.72	.62	.55	.70	.61	.54	.66	.59	.52	.63	.56	.51	.60	.54	.50	.47
4.0	.62	.52	.44	.60	.51	.44	.57	.49	.43	.54	.47	.42	.52	.46	.41	.38
5.0	.54	.44	.36	.53	.43	.36	.50	.42	.35	.48	.40	.35	.45	.39	.34	.31
6.0	.48	.38	.31	.47	.37	.30	.44	.36	.30	.42	.35	.29	.40	.34	.28	.26
7.0	.43	.33	.26	.42	.32	.26	.40	.31	.25	.38	.30	.25	.36	.29	.24	.22
8.0	.38	.29	.23	.37	.29	.22	.36	.28	.22	.34	.27	.22	.33	.26	.21	.19
9.0	.35	.26	.20	.34	.25	.20	.32	.25	.19	.31	.24	.19	.30	.23	.19	.17
10.0	.32	.23	.17	.31	.23	.17	.30	.22	.17	.28	.22	.17	.27	.21	.16	.14



C Range: 0 - 360DEG
 C Interval: 22.5DEG
 Test Speed: HIGH
 Temperature: 27.3DEG
 Operators: Leo
 Test Date: 2017-12-03

γ Range: 0 - 180DEG
 γ Interval: 1.0DEG
 Test System: EVERFINE GO-R5000_V2 SYSTEM V2.0.284
 Humidity: 44.8%
 Test Distance: 26.000m [K=1.3311]
 Remarks:

WEC AND CCEC

Test:U:480.0V I:0.0916A P:40.18W PF:0.9139 Lamp Flux:5254.32x1 lm		
NAME: ASD-WLP07HV-60D50B-PRM	TYPE:	WEIGHT:
SPEC.:	DIM.:	SERIAL No.:
MFR.: ASD lighting corp.	SUR.:	PROTECTION ANGLE:

ρ_{cc}	80%			70%			50%			30%			10%			0
ρ_w	50%	30%	10%	50%	30%	10%	50%	30%	10%	50%	30%	10%	50%	30%	10%	0
ρ_{fc}	20%			20%			20%			20%			20%			0
RCR	RCR:Room Cavity Ratio						Wall Exitance Coefficients(WEC)									
0.0																
1.0	.373	.212	.067	.365	.208	.066	.349	.200	.064	.334	.193	.062	.321	.186	.060	
2.0	.343	.188	.058	.335	.185	.057	.321	.179	.056	.308	.173	.054	.296	.168	.053	
3.0	.312	.166	.050	.306	.164	.049	.293	.159	.048	.281	.154	.047	.270	.150	.046	
4.0	.284	.148	.043	.278	.146	.043	.267	.142	.042	.256	.138	.042	.246	.134	.041	
5.0	.260	.132	.038	.254	.131	.038	.244	.127	.037	.235	.124	.037	.226	.121	.036	
6.0	.238	.119	.034	.234	.118	.034	.224	.115	.033	.216	.112	.033	.208	.109	.032	
7.0	.220	.109	.031	.215	.107	.031	.207	.105	.030	.199	.102	.030	.192	.100	.029	
8.0	.204	.100	.028	.200	.098	.028	.192	.096	.027	.185	.094	.027	.179	.092	.027	
9.0	.189	.092	.026	.186	.091	.025	.179	.089	.025	.173	.087	.025	.167	.085	.024	
10.0	.177	.085	.024	.174	.084	.023	.168	.082	.023	.162	.080	.023	.156	.079	.023	

ρ_{cc}	80%			70%			50%			30%			10%			0
ρ_w	50%	30%	10%	50%	30%	10%	50%	30%	10%	50%	30%	10%	50%	30%	10%	0
ρ_{fc}	20%			20%			20%			20%			20%			0
RCR	RCR:Room Cavity Ratio						Ceiling Cavity Exitance Coefficients(CCEC)									
0.0	.219	.219	.219	.187	.187	.187	.128	.128	.128	.073	.073	.073	.023	.023	.023	
1.0	.213	.184	.158	.182	.158	.136	.125	.109	.094	.072	.063	.055	.023	.020	.018	
2.0	.208	.160	.121	.178	.138	.104	.122	.096	.073	.070	.056	.043	.023	.018	.014	
3.0	.202	.143	.097	.173	.124	.084	.119	.086	.059	.069	.050	.035	.022	.016	.011	
4.0	.195	.131	.082	.167	.113	.071	.115	.079	.050	.066	.046	.030	.021	.015	.010	
5.0	.187	.121	.072	.161	.105	.063	.111	.073	.044	.064	.043	.026	.021	.014	.009	
6.0	.180	.113	.065	.155	.098	.056	.107	.068	.040	.062	.040	.024	.020	.013	.008	
7.0	.173	.106	.060	.149	.092	.052	.103	.065	.037	.060	.038	.022	.019	.012	.007	
8.0	.166	.101	.056	.143	.087	.049	.099	.061	.034	.057	.036	.021	.019	.012	.007	
9.0	.159	.096	.053	.137	.083	.046	.095	.058	.033	.055	.034	.019	.018	.011	.006	
10.0	.153	.091	.050	.132	.079	.044	.091	.056	.031	.053	.033	.019	.017	.011	.006	

C Range: 0 - 360DEG
C Interval: 22.5DEG
Test Speed: HIGH
Temperature: 27.3DEG
Operators: Leo
Test Date: 2017-12-03

γ Range: 0 - 180DEG
 γ Interval: 1.0DEG
Test System: EVERFINE GO-R5000_V2 SYSTEM V2.0.284
Humidity: 44.8%
Test Distance: 26.000m [K=1.3311]
Remarks:

UGR(Unified Glare Rating) Table

Test:U:480.0V I:0.0916A P:40.18W PF:0.9139 Lamp Flux:5254.32x1 lm										
NAME: ASD-WLP07HV-60D50B-PRM					TYPE:			WEIGHT:		
SPEC.:					DIM.:			SERIAL No.:		
MFR.: ASD lighting corp.					SUR.:			PROTECTION ANGLE:		
ceiling/cavity	0.7	0.7	0.5	0.5	0.3	0.7	0.7	0.5	0.5	0.3
walls	0.5	0.3	0.5	0.3	0.3	0.5	0.3	0.5	0.3	0.3
working plane	0.2	0.2	0.2	0.2	0.2	0.2	0.2	0.2	0.2	0.2
Room dimensions	Viewed crosswise					Viewed endwise				
x = 2H y = 2H	24.1	25.8	24.4	26.1	26.4	24.0	25.6	24.3	25.9	26.2
3H	26.0	27.5	26.3	27.8	28.2	25.9	27.5	26.3	27.8	28.1
4H	26.7	28.1	27.0	28.5	28.8	26.6	28.1	27.0	28.4	28.8
6H	27.3	28.7	27.7	29.1	29.4	27.3	28.7	27.7	29.1	29.4
8H	27.6	28.9	28.0	29.3	29.7	27.6	28.9	28.0	29.3	29.7
12H	27.7	29.0	28.1	29.4	29.8	27.8	29.1	28.2	29.4	29.8
4H 2H	25.1	26.6	25.5	26.9	27.3	25.0	26.5	25.4	26.8	27.2
3H	27.0	28.3	27.4	28.7	29.1	27.0	28.3	27.4	28.6	29.0
4H	27.8	29.0	28.2	29.4	29.8	27.8	29.0	28.2	29.4	29.8
6H	28.5	29.6	29.0	30.0	30.5	28.6	29.6	29.0	30.1	30.5
8H	28.9	29.9	29.4	30.3	30.8	28.9	29.9	29.4	30.4	30.8
12H	29.1	30.0	29.6	30.5	30.9	29.1	30.0	29.6	30.5	31.0
8H 4H	28.1	29.1	28.6	29.5	30.0	28.1	29.1	28.5	29.5	30.0
6H	29.0	29.9	29.6	30.4	30.9	29.1	29.9	29.6	30.4	30.9
8H	29.5	30.2	30.0	30.7	31.3	29.6	30.3	30.1	30.8	31.3
12H	29.8	30.5	30.4	31.0	31.5	29.9	30.5	30.4	31.0	31.6
12H 4H	28.1	29.0	28.6	29.5	30.0	28.1	29.0	28.6	29.5	30.0
6H	29.1	29.9	29.7	30.4	30.9	29.2	29.9	29.7	30.4	30.9
8H	29.7	30.3	30.2	30.8	31.4	29.7	30.3	30.2	30.9	31.4
Variations with the observer position at spacings:										
S = 1.0H	+ 0.1 / - 0.2					+ 0.1 / - 0.1				
1.5H	+ 0.2 / - 0.4					+ 0.2 / - 0.3				
2.0H	+ 0.4 / - 0.7					+ 0.4 / - 0.6				

CIE Pub.117 Corrected 5254 lm Total Lamp Luminous Flux.(8log(F/F0) = 5.8)

C Range: 0 - 360DEG
C Interval: 22.5DEG
Test Speed: HIGH
Temperature:27.3DEG
Operators:Leo
Test Date:2017-12-03

γ Range: 0 - 180DEG
 γ Interval: 1.0DEG
Test System:EVERFINE GO-R5000_V2 SYSTEM V2.0.284
Humidity:44.8%
Test Distance:26.000m [K=1.3311]
Remarks:

UTILIZATION FACTORS TABLE

Test:U:480.0V I:0.0916A P:40.18W PF:0.9139 Lamp Flux:5254.32x1 lm		
NAME: ASD-WLP07HV-60D50B-PRM	TYPE:	WEIGHT:
SPEC.:	DIM.:	SERIAL No.:
MFR.:ASD lighting corp.	SUR.:	PROTECTION ANGLE:

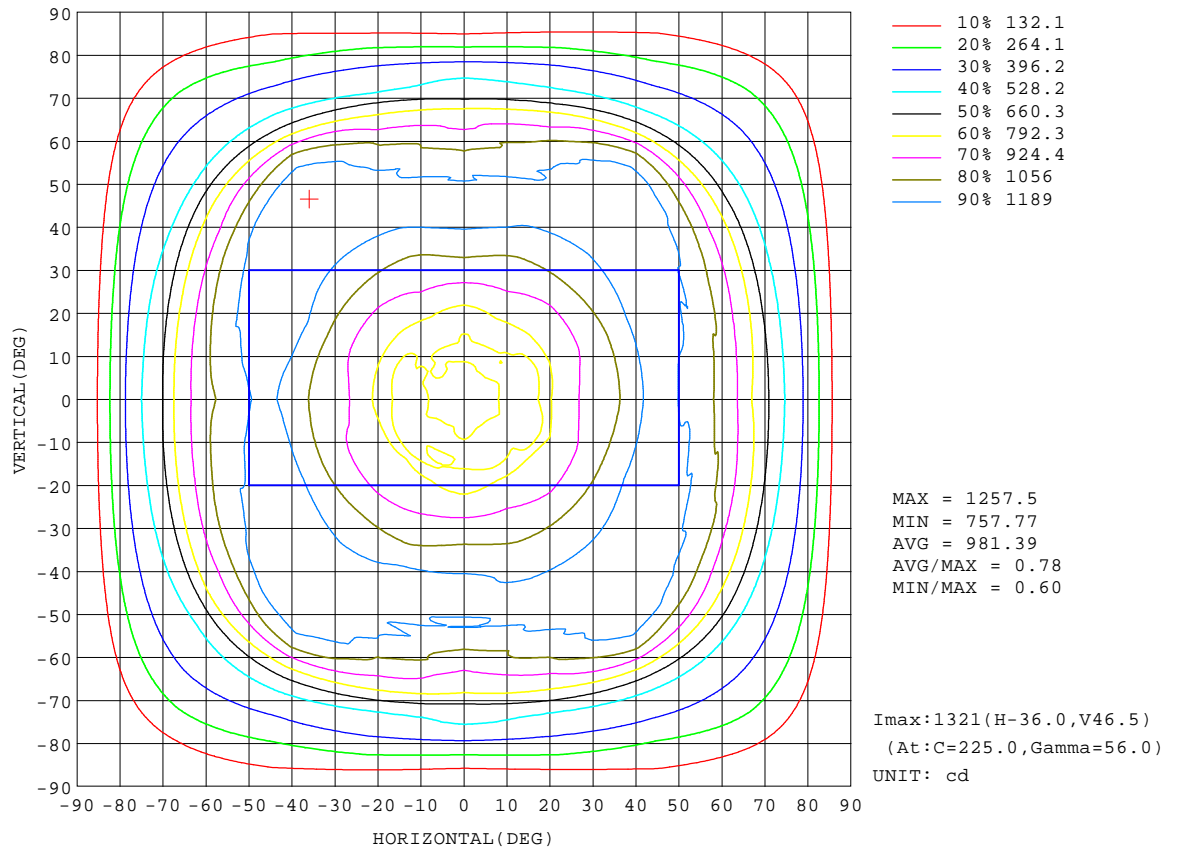
REFLECTANCE										
Ceiling	0.8	0.8	0.8	0.7	0.7	0.7	0.5	0.5	0.5	0
Walls	0.7	0.5	0.3	0.7	0.5	0.3	0.7	0.5	0.3	0
Working plane	0.2	0.2	0.2	0.2	0.2	0.2	0.2	0.2	0.2	0
ROOM INDEX	UTILIZATION FACTORS(PERCENT) $k(RI) \times RCR = 5$									
k = 0.60	46	33	25	46	33	25	44	32	25	17
0.80	57	43	34	56	42	34	53	42	34	25
1.00	66	53	44	64	52	43	62	54	43	34
1.25	74	61	52	72	60	52	69	58	51	42
1.50	79	67	59	77	66	58	74	64	57	48
2.00	88	77	69	86	76	68	81	73	66	57
2.50	93	83	75	90	81	74	86	78	72	62
3.00	97	88	81	94	86	80	89	83	77	67
4.00	102	95	89	99	92	87	94	89	84	73
5.00	105	99	94	102	96	92	97	92	88	77
ROOM INDEX	UF(total)									Direct
According to DIN EN 13032-2 2004			Suspended				SHRNOM = 1.25			

C Range: 0 - 360DEG
C Interval: 22.5DEG
Test Speed: HIGH
Temperature:27.3DEG
Operators:Leo
Test Date:2017-12-03

γ Range: 0 - 180DEG
 γ Interval: 1.0DEG
Test System:EVERFINE GO-R5000_V2 SYSTEM V2.0.284
Humidity:44.8%
Test Distance:26.000m [K=1.3311]
Remarks:

ISOCANDELA DIAGRAM

Test:U:480.0V I:0.0916A P:40.18W PF:0.9139 Lamp Flux:5254.32x1 lm		
NAME: ASD-WLP07HV-60D50B-PRM	TYPE:	WEIGHT:
SPEC.:	DIM.:	SERIAL No.:
MFR.: ASD lighting corp.	SUR.:	PROTECTION ANGLE:

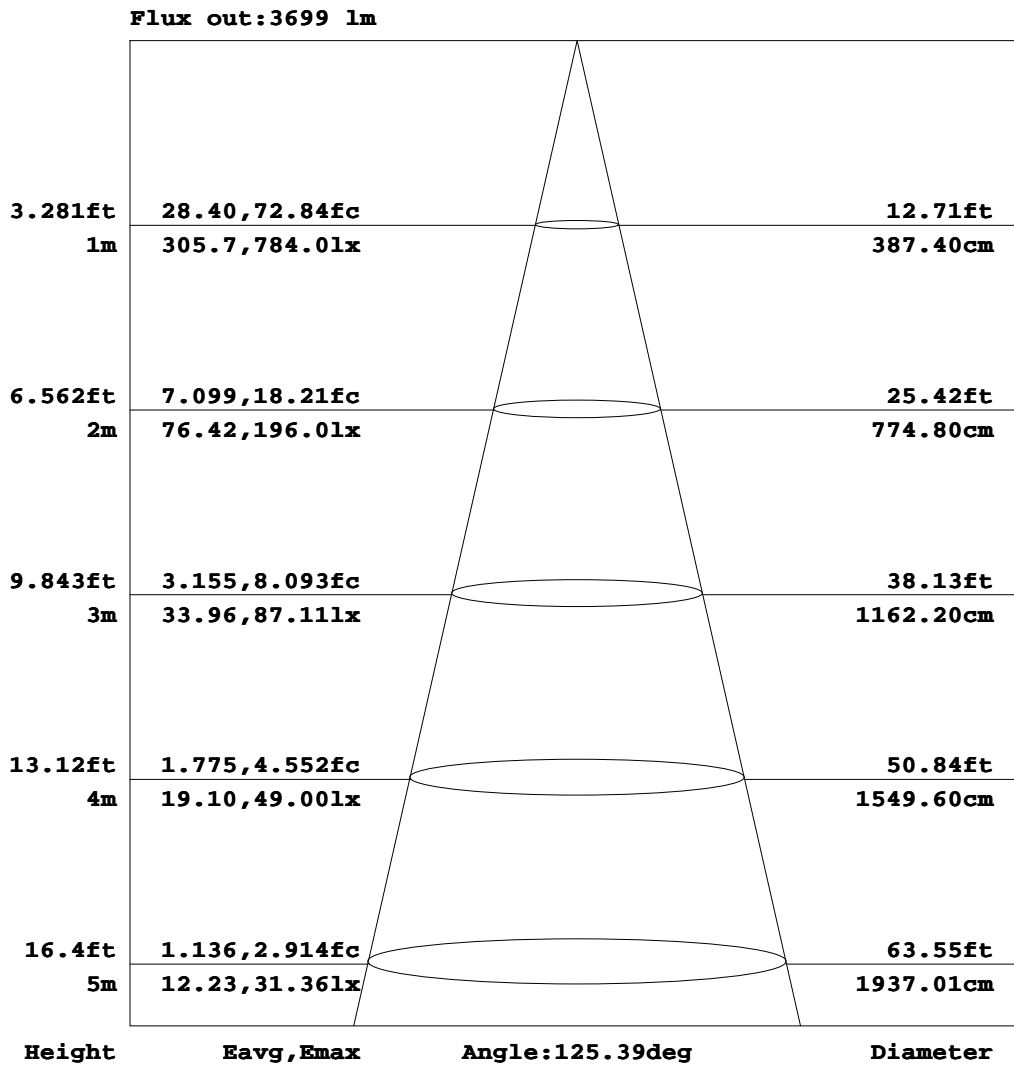


C Range: 0 - 360DEG
C Interval: 22.5DEG
Test Speed: HIGH
Temperature: 27.3DEG
Operators: Leo
Test Date: 2017-12-03

γ Range: 0 - 180DEG
 γ Interval: 1.0DEG
Test System: EVERFINE GO-R5000_V2 SYSTEM V2.0.284
Humidity: 44.8%
Test Distance: 26.000m [K=1.3311]
Remarks:

AAI Figure

Test:U:480.0V I:0.0916A P:40.18W PF:0.9139 Lamp Flux:5254.32x1 lm		
NAME: ASD-WLP07HV-60D50B-PRM	TYPE:	WEIGHT:
SPEC.:	DIM.:	SERIAL No.:
MFR.: ASD lighting corp.	SUR.:	PROTECTION ANGLE:



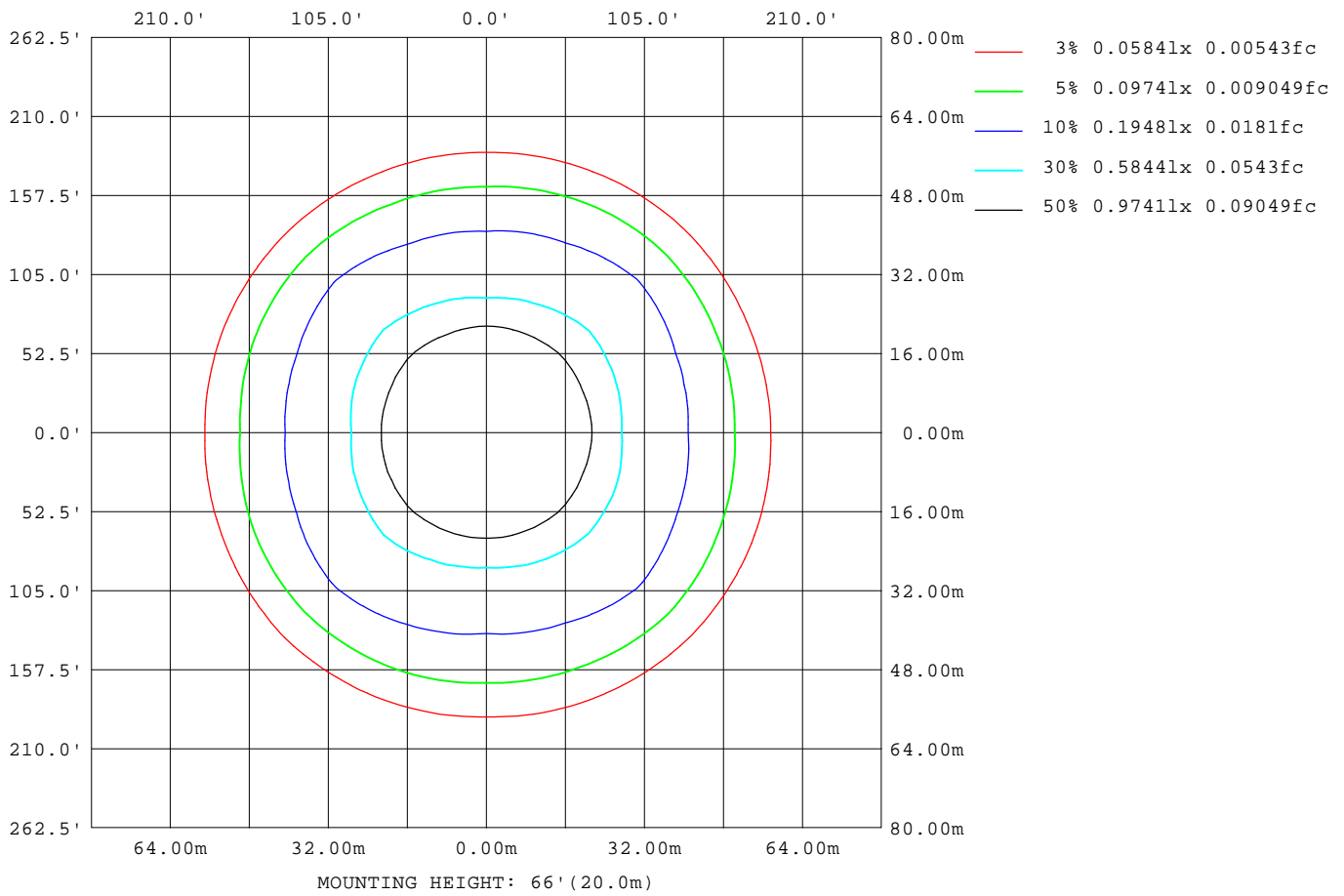
Note:The Curves indicate the illuminated area and the average illumination when the luminaire is at different distance.

C Range: 0 - 360DEG
 C Interval: 22.5DEG
 Test Speed: HIGH
 Temperature:27.3DEG
 Operators:Leo
 Test Date:2017-12-03

γ Range: 0 - 180DEG
 γ Interval: 1.0DEG
 Test System:EVERFINE GO-R5000_V2 SYSTEM V2.0.284
 Humidity:44.8%
 Test Distance:26.000m [K=1.3311]
 Remarks:

ISOLUX DIAGRAM

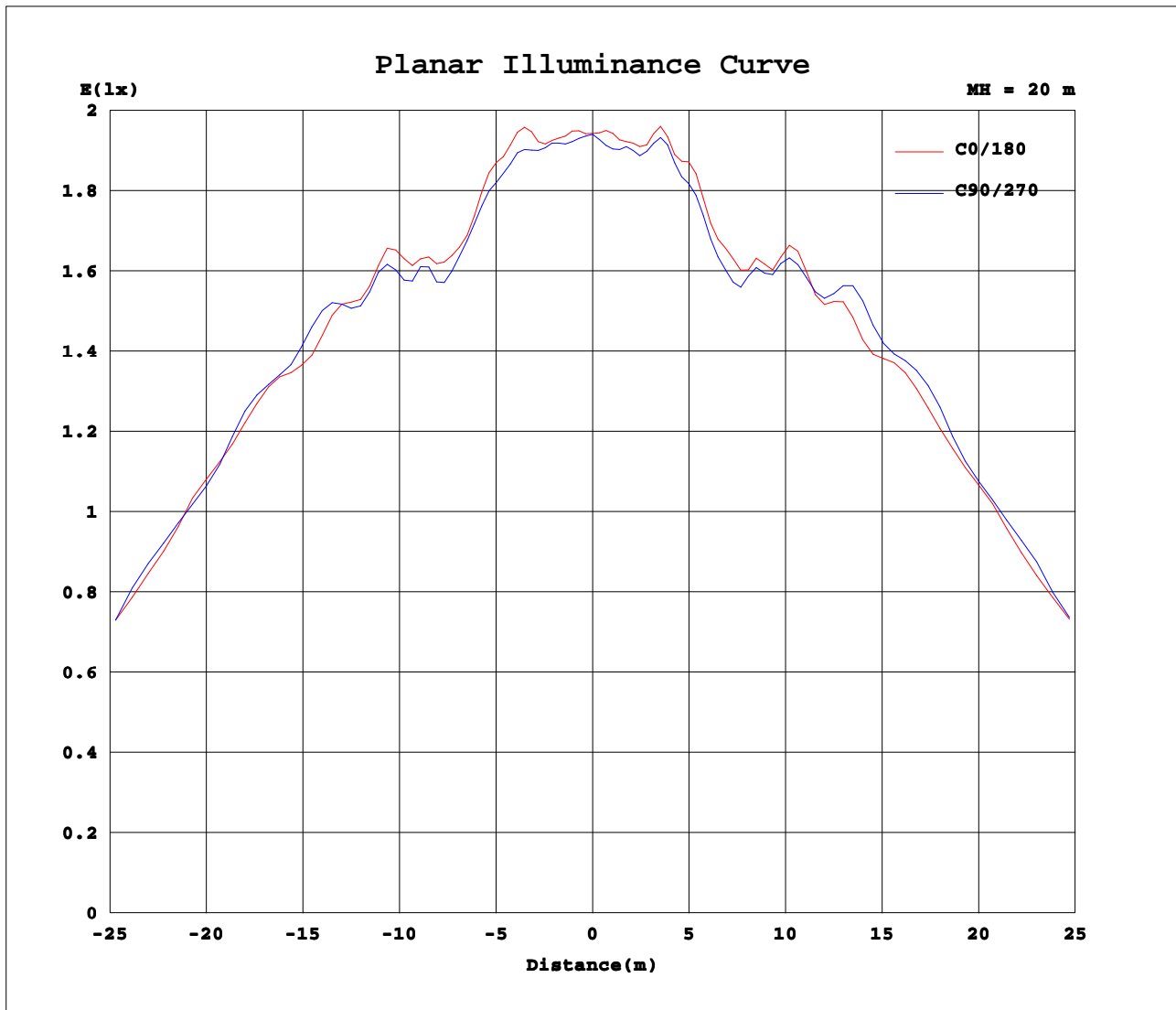
Test:U:480.0V I:0.0916A P:40.18W PF:0.9139 Lamp Flux:5254.32x1 lm		
NAME: ASD-WLP07HV-60D50B-PRM	TYPE:	WEIGHT:
SPEC.:	DIM.:	SERIAL No.:
MFR.:ASD lighting corp.	SUR.:	PROTECTION ANGLE:



C Range: 0 - 360DEG
C Interval: 22.5DEG
Test Speed: HIGH
Temperature:27.3DEG
Operators:Leo
Test Date:2017-12-03

γ Range: 0 - 180DEG
γ Interval: 1.0DEG
Test System:EVERFINE GO-R5000_V2 SYSTEM V2.0.284
Humidity:44.8%
Test Distance:26.000m [K=1.3311]
Remarks:

Planar Illuminance Curve



C Range: 0 - 360DEG
C Interval: 22.5DEG
Test Speed: HIGH
Temperature: 27.3DEG
Operators: Leo
Test Date: 2017-12-03

γ Range: 0 - 180DEG
 γ Interval: 1.0DEG
Test System: EVERFINE GO-R5000_V2 SYSTEM V2.0.284
Humidity: 44.8%
Test Distance: 26.000m [K=1.3311]
Remarks:

LUMINOUS DISTRIBUTION INTENSITY DATA

Test:U:480.0V I:0.0916A P:40.18W PF:0.9139 Lamp Flux:5254.32x1 lm		
NAME: ASD-WLP07HV-60D50B-PRM	TYPE:	WEIGHT:
SPEC.:	DIM.:	SERIAL No.:
MFR.:ASD lighting corp.	SUR.:	PROTECTION ANGLE:

Table--1

UNIT: cd

C (DEG) \ γ (DEG)	0	23	45	68	90	113	135	158	180	203	225	248	270	293	315	338			
0	777	777	777	777	777	777	777	777	777	777	777	777	777	777	777	777			
5	781	775	776	777	777	781	774	775	777	770	769	774	773	775	775	774			
10	819	796	799	806	797	800	801	795	820	787	793	794	810	806	797	798			
15	818	809	798	798	799	785	798	805	817	806	790	779	795	786	792	800			
20	789	788	791	786	772	789	796	792	786	779	783	782	758	790	781	781			
25	867	869	865	873	847	868	851	869	861	869	851	886	856	885	854	865			
30	962	959	941	971	954	959	940	948	948	954	955	982	954	981	947	944			
35	1046	1056	1056	1050	1093	1039	1049	1036	1039	1061	1058	1048	1111	1055	1052	1036			
40	1166	1179	1142	1158	1173	1172	1166	1160	1162	1189	1153	1162	1204	1159	1154	1165			
45	1222	1215	1234	1219	1205	1233	1217	1261	1206	1224	1237	1222	1218	1232	1217	1219			
50	1185	1212	1271	1206	1221	1196	1285	1225	1183	1236	1275	1209	1205	1213	1274	1202			
55	1134	1232	1281	1214	1120	1204	1313	1205	1152	1218	1317	1201	1137	1194	1306	1213			
60	1019	1140	1285	1104	1005	1125	1303	1128	1004	1139	1284	1102	1008	1123	1286	1119			
65	889	940	1123	940	885	975	1114	945	871	922	1074	902	883	923	1090	930			
70	705	736	764	718	712	728	767	704	662	691	695	676	649	665	717	683			
75	520	497	489	510	542	493	476	497	527	491	468	497	521	497	466	500			
80	354	361	347	372	376	369	345	359	361	351	323	335	345	337	325	350			
85	161	181	185	181	169	180	191	164	143	157	174	149	128	156	171	167			
90	63.0	68.5	66.1	67.1	63.4	65.4	62.5	62.4	58.7	60.3	55.7	60.6	58.0	63.2	61.3	63.9			
95	45.2	43.4	39.7	42.1	44.0	42.4	40.3	42.8	45.2	43.5	41.1	43.3	43.6	43.5	40.6	43.7			
100	49.1	54.1	52.0	52.7	46.7	53.3	53.6	55.2	51.7	56.8	53.8	56.5	51.7	55.8	52.8	55.4			
105	51.9	54.8	55.1	54.5	52.2	54.2	55.4	53.4	50.9	53.5	55.0	52.2	49.3	52.7	54.1	53.2			
110	49.5	52.2	46.3	50.8	50.0	51.6	46.7	51.3	50.3	51.2	45.9	49.8	49.3	49.4	45.0	50.2			
115	46.8	42.4	43.6	42.1	46.9	41.6	42.4	41.1	46.1	40.3	42.8	39.6	45.0	39.0	41.4	40.0			
120	37.4	35.3	39.7	35.1	37.2	35.3	38.9	34.5	36.9	34.3	37.4	33.7	35.6	33.8	36.2	33.3			
125	31.3	29.8	27.7	30.9	30.7	30.2	27.3	29.8	31.0	28.9	25.0	29.6	30.8	28.5	25.1	28.8			
130	28.3	22.6	15.3	24.6	28.4	23.5	13.9	22.9	27.6	20.7	10.9	21.7	26.9	20.9	11.4	22.0			
135	19.6	15.4	6.06	17.1	19.7	16.5	5.89	15.0	18.5	13.1	5.03	13.8	17.4	13.2	4.98	14.9			
140	9.61	6.49	6.49	8.40	11.3	7.91	6.39	6.36	8.01	5.05	5.33	6.17	8.46	6.03	5.39	5.51			
145	4.26	4.52	6.45	7.25	8.22	7.41	6.45	4.52	3.80	4.40	4.87	6.50	7.01	6.91	5.12	3.91			
150	4.11	4.22	5.18	7.97	9.54	8.00	5.18	4.16	3.71	3.84	3.85	6.26	7.36	7.11	4.31	3.60			
155	4.01	3.86	3.96	6.60	8.39	6.76	3.96	3.82	3.66	3.79	3.60	4.00	5.91	5.62	3.76	3.51			
160	3.84	3.66	3.47	4.47	5.18	4.52	3.70	3.71	3.80	3.81	3.65	3.70	3.81	3.96	3.76	3.71			
165	3.82	3.68	3.26	3.77	3.91	3.96	3.71	3.71	4.01	4.06	3.96	3.91	3.91	3.90	3.82	3.90			
170	3.85	3.70	3.43	3.75	3.94	3.96	3.88	3.76	4.05	4.06	4.02	4.01	4.00	3.91	3.96	3.98			
175	3.94	3.91	3.65	3.80	4.06	4.01	4.01	3.87	4.09	4.06	3.96	4.01	4.07	4.07	4.07	4.04			
180	4.01	3.91	3.86	4.11	4.32	4.17	4.06	4.26	4.06	4.01	3.91	4.01	4.16	4.32	4.21	4.06			

C Range: 0 - 360DEG
 C Interval: 22.5DEG
 Test Speed: HIGH
 Temperature:27.3DEG
 Operators:Leo
 Test Date:2017-12-03

γ Range: 0 - 180DEG
 γ Interval: 1.0DEG
 Test System:EVERFINE GO-R5000_V2 SYSTEM V2.0.284
 Humidity:44.8%
 Test Distance:26.000m [K=1.3311]
 Remarks: