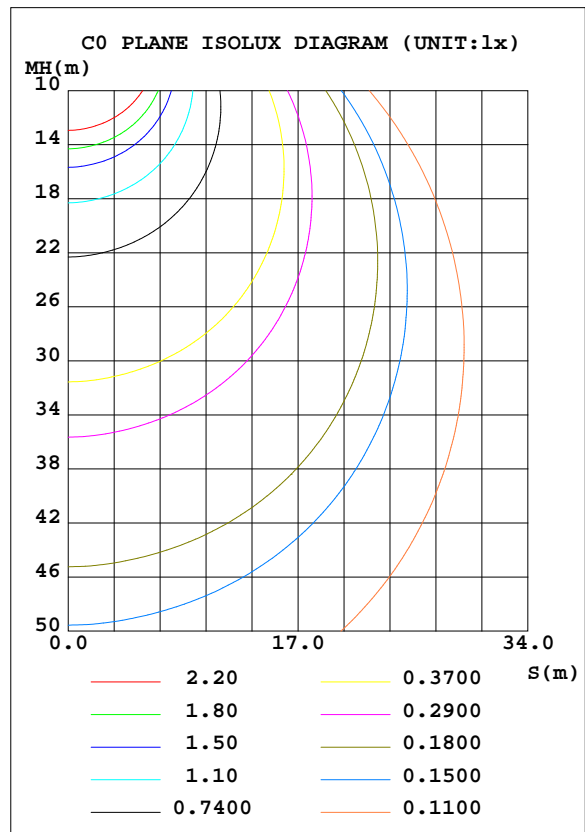
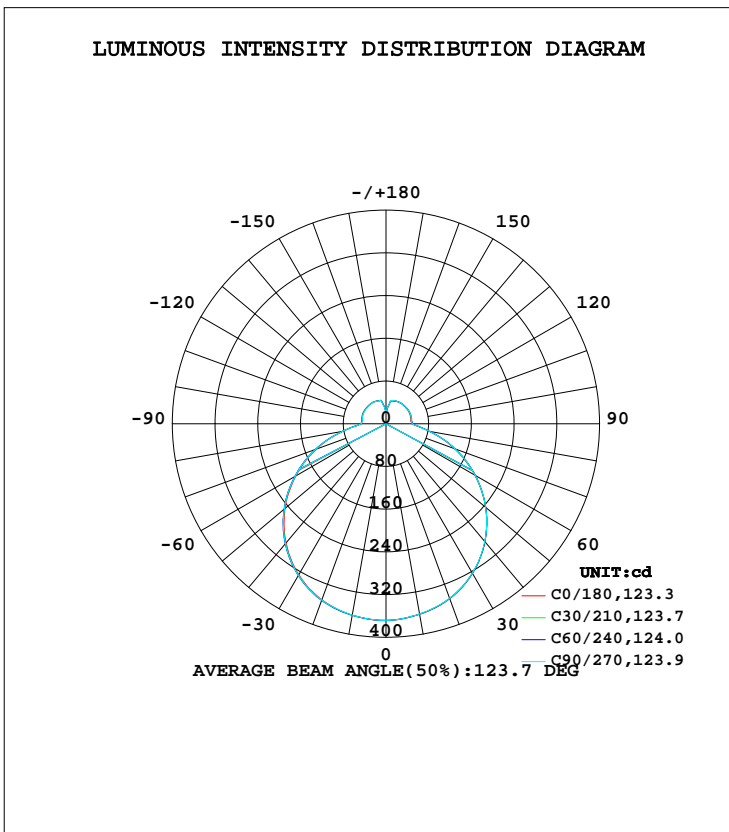


LUMINAIRE PHOTOMETRIC TEST REPORT

Test:U:120.00V I:0.2128A P:23.990W PF:0.9396 Freq:60.00Hz Lamp Flux:1534.62x1 lm		
NAME: LED Ceiling light	TYPE:LED	WEIGHT:
SPEC.:ASD-LFC-LF-14D24-AC-BK 5000K	DIM.:	SERIAL No.:
MFR.: ASD Lighting Corp	SUR.:	Shielding Angle:

DATA OF LAMP		PHOTOMETRIC DATA Eff: 63.97 lm/W			
MODEL	ASD-LFC-LF-14D24-AC-BK	I _{max} (cd)	368.5	S/MH(C0/180)	1.32
NOMINAL POWER(W)	24	LOR(%)	100.0	S/MH(C90/270)	1.32
RATED VOLTAGE(V)	120	TOTAL FLUX(lm)	1534.6	η UP, DN(C0-180)	9.8,40.2
NOMINAL FLUX(lm)	1534.62	CIE CLASS	SEMI-D.	η UP, DN(C180-360)	9.5,40.6
LAMPS INSIDE	1	η up(%)	19.3	CIBSE SHR NOM	1.50
TEST VOLTAGE(V)	120	η down(%)	80.7	CIBSE SHR MAX	1.50



C Range: 0 - 360DEG
 C Interval: 15.0DEG
 Test Speed: HIGH
 Temperature: 25.0DEG
 Operators: Alan Wang
 Test Date: 27 June 2023

γ Range: 0 - 180DEG
 γ Interval: 1.0DEG
 Test System: EVERFINE GO-R5000_V2 SYSTEM V2.00.416
 Humidity: 42.7%
 Test Distance: 2.500m [K=1.0395]
 Remarks:

ZONAL FLUX DIAGRAM

ZONAL FLUX DIAGRAM:

γ	C0	C45	C90	C135	C180	C225	C270	C315	γ	Φ zone	Φ total	%lum,lamp
10	362.5	361.9	361.9	362.4	363.8	364.2	364.0	363.2	0- 10	34.88	34.88	2.27,2.27
20	348.7	348.1	348.0	349.0	351.0	351.9	351.6	350.0	10- 20	101.0	135.9	8.86,8.86
30	323.9	323.3	323.2	324.0	326.5	328.2	327.9	325.7	20- 30	156.4	292.3	19,19
40	288.1	288.1	288.0	288.4	291.1	293.2	293.1	290.3	30- 40	193.3	485.6	31.6,31.6
50	243.3	243.8	243.6	243.6	246.8	249.1	248.8	245.9	40- 50	207.5	693.1	45.2,45.2
60	191.8	192.7	192.8	192.0	194.6	196.9	196.6	193.9	50- 60	197.1	890.2	58,58
70	136.5	137.6	137.8	136.5	138.6	140.7	140.3	138.0	60- 70	164.7	1055	68.7,68.7
80	81.73	82.89	82.51	80.87	81.93	82.90	82.52	82.12	70- 80	116.3	1171	76.3,76.3
90	48.37	50.07	49.54	47.61	46.85	46.66	46.76	47.14	80- 90	67.61	1239	80.7,80.7
100	47.16	48.78	48.36	46.85	46.11	45.64	45.26	45.87	90-100	51.14	1290	84.1,84.1
110	48.16	49.29	49.18	47.96	47.35	46.86	46.45	46.97	100-110	50.06	1340	87.3,87.3
120	48.32	49.25	49.18	48.33	47.76	47.34	46.93	47.34	110-120	47.62	1388	90.4,90.4
130	47.82	48.69	48.61	48.02	47.62	47.16	46.88	47.25	120-130	42.99	1431	93.2,93.2
140	47.76	48.24	48.04	47.66	47.43	47.23	47.14	47.49	130-140	36.91	1468	95.6,95.6
150	46.79	47.46	47.29	46.76	47.28	46.98	46.90	46.98	140-150	29.78	1497	97.6,97.6
160	45.22	45.37	46.22	46.00	46.18	45.71	45.49	45.96	150-160	21.50	1519	99,99
170	38.21	38.87	39.69	39.92	40.02	39.70	38.87	38.87	160-170	12.69	1532	99.8,99.8
180	24.16	23.96	23.60	24.29	25.08	25.20	25.18	24.75	170-180	3.110	1535	100,100
DEG	LUMINOUS INTENSITY:cd									UNIT:lm		

Conical surface Flux(90deg): 589.11 lm

%lum = 38.4%

%lamp = 38.4%

Conical surface Flux(120deg): 890.21 lm

%lum = 58.0%

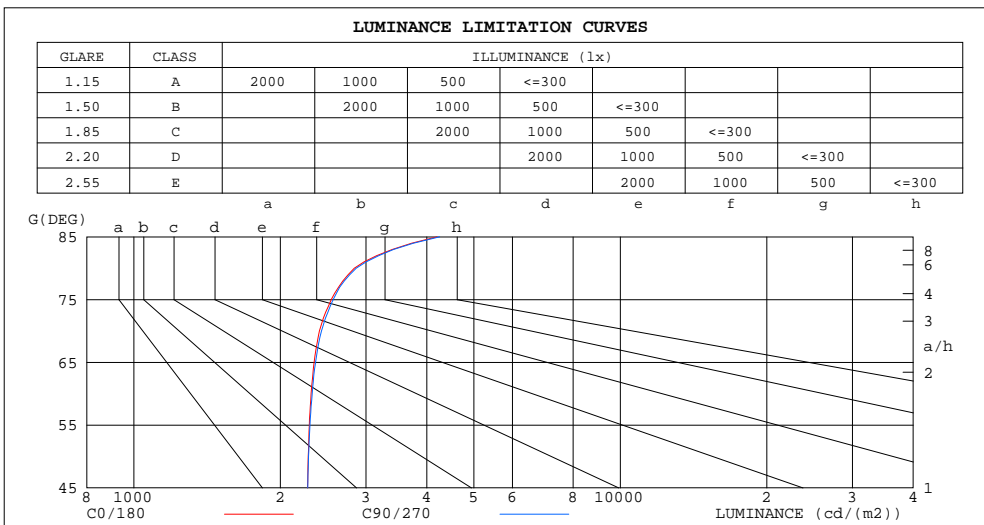
%lamp = 58.0%

C Range: 0 - 360DEG
 C Interval: 15.0DEG
 Test Speed: HIGH
 Temperature: 25.0DEG
 Operators: Alan Wang
 Test Date: 27 June 2023

γ Range: 0 - 180DEG
 γ Interval: 1.0DEG
 Test System: EVERFINE GO-R5000_V2 SYSTEM V2.00.416
 Humidity: 42.7%
 Test Distance: 2.500m [K=1.0395]
 Remarks:

LUMINANCE LIMITATION CURVES

Test:U:120.00V I:0.2128A P:23.990W PF:0.9396 Freq:60.00Hz Lamp Flux:1534.62x1 lm		
NAME: LED Ceiling light	TYPE:LED	WEIGHT:
SPEC.:ASD-LFC-LF-14D24-AC-BK 5000K	DIM.:	SERIAL No.:
MFR.: ASD Lighting Corp	SUR.:	Shielding Angle:



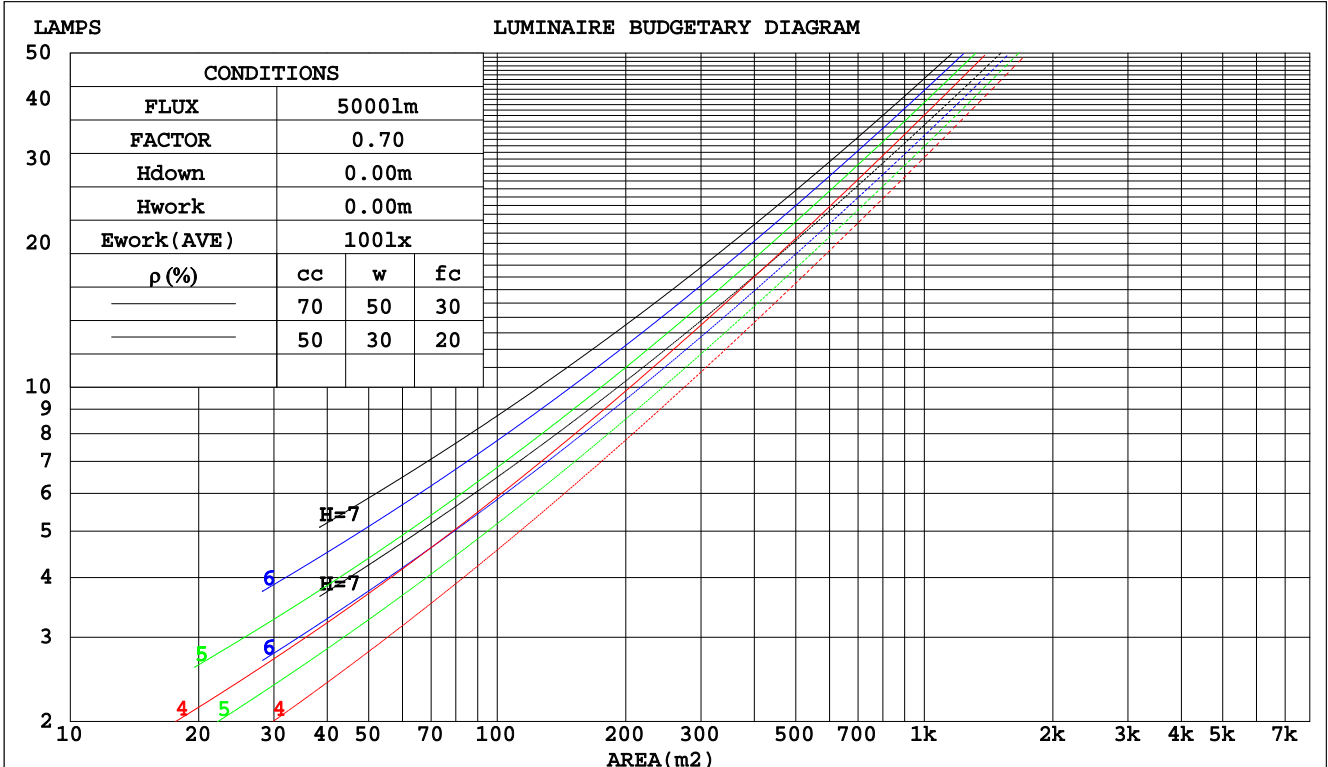
C Range: 0 - 360DEG
 C Interval: 15.0DEG
 Test Speed: HIGH
 Temperature: 25.0DEG
 Operators: Alan Wang
 Test Date: 27 June 2023

γ Range: 0 - 180DEG
 γ Interval: 1.0DEG
 Test System: EVERFINE GO-R5000_V2 SYSTEM V2.00.416
 Humidity: 42.7%
 Test Distance: 2.500m [K=1.0395]
 Remarks:

CU AND LUMINAIRE BUDGETARY ESTIMATE DIAGRAM

Test:U:120.00V I:0.2128A P:23.990W PF:0.9396 Freq:60.00Hz Lamp Flux:1534.62x1 lm		
NAME: LED Ceiling light	TYPE:LED	WEIGHT:
SPEC.:ASD-LFC-LF-14D24-AC-BK 5000K	DIM.:	SERIAL No.:
MFR.: ASD Lighting Corp	SUR.:	Shielding Angle:

pcc	80%			70%			50%			30%			10%			0
pw	50%	30%	10%	50%	30%	10%	50%	30%	10%	50%	30%	10%	50%	30%	10%	0
pfc	20%			20%			20%			20%			20%			0
RCR	RCR:Room Cavity Ratio						Coefficients of Utilization(CU)									
0.0	1.14	1.14	1.14	1.10	1.10	1.10	1.00	1.00	1.00	.92	.92	.92	.84	.84	.84	.81
1.0	.98	.93	.88	.93	.89	.85	.86	.82	.79	.78	.76	.73	.72	.70	.68	.64
2.0	.84	.77	.71	.81	.74	.68	.74	.69	.64	.68	.63	.60	.62	.59	.56	.52
3.0	.73	.65	.58	.70	.63	.56	.65	.58	.53	.59	.54	.50	.54	.50	.46	.43
4.0	.65	.56	.49	.62	.54	.47	.57	.50	.45	.52	.47	.42	.48	.43	.39	.37
5.0	.57	.48	.42	.55	.47	.40	.51	.44	.38	.47	.41	.36	.43	.38	.34	.31
6.0	.51	.42	.36	.49	.41	.35	.46	.39	.33	.42	.36	.31	.39	.34	.30	.27
7.0	.46	.38	.31	.45	.37	.31	.41	.34	.29	.38	.32	.28	.35	.30	.26	.24
8.0	.42	.34	.28	.41	.33	.27	.38	.31	.26	.35	.29	.25	.33	.27	.23	.21
9.0	.39	.30	.25	.37	.30	.24	.35	.28	.23	.32	.26	.22	.30	.25	.21	.19
10.0	.35	.28	.22	.34	.27	.22	.32	.25	.21	.30	.24	.20	.28	.23	.19	.17



C Range: 0 - 360DEG
 C Interval: 15.0DEG
 Test Speed: HIGH
 Temperature: 25.0DEG
 Operators: Alan Wang
 Test Date: 27 June 2023

γ Range: 0 - 180DEG
 γ Interval: 1.0DEG
 Test System: EVERFINE GO-R5000_V2 SYSTEM V2.00.416
 Humidity: 42.7%
 Test Distance: 2.500m [K=1.0395]
 Remarks:

WEC AND CCEC

Test:U:120.00V I:0.2128A P:23.990W PF:0.9396 Freq:60.00Hz Lamp Flux:1534.62x1 lm		
NAME: LED Ceiling light	TYPE:LED	WEIGHT:
SPEC.:ASD-LFC-LF-14D24-AC-BK 5000K	DIM.:	SERIAL No.:
MFR.: ASD Lighting Corp	SUR.:	Shielding Angle:

ρcc	80%			70%			50%			30%			10%			0
ρw	50%	30%	10%	50%	30%	10%	50%	30%	10%	50%	30%	10%	50%	30%	10%	0
ρfc	20%			20%			20%			20%			20%			0
RCR	RCR:Room Cavity Ratio						Wall Exitance Coefficients(WEC)									
0.0																
1.0	.342	.195	.062	.329	.188	.060	.305	.175	.056	.283	.163	.052	.262	.152	.049	
2.0	.308	.169	.052	.296	.163	.050	.274	.152	.047	.254	.142	.045	.235	.133	.042	
3.0	.279	.148	.044	.268	.144	.043	.248	.134	.041	.230	.126	.039	.213	.118	.036	
4.0	.254	.132	.039	.244	.128	.038	.226	.120	.036	.209	.112	.034	.194	.105	.032	
5.0	.233	.119	.034	.224	.115	.033	.208	.108	.032	.192	.101	.030	.178	.095	.029	
6.0	.214	.108	.031	.207	.104	.030	.192	.098	.029	.178	.092	.027	.164	.087	.026	
7.0	.199	.098	.028	.192	.095	.027	.178	.090	.026	.165	.085	.025	.153	.079	.023	
8.0	.185	.090	.025	.178	.088	.025	.166	.083	.024	.154	.078	.022	.143	.073	.021	
9.0	.173	.084	.023	.167	.081	.023	.155	.077	.022	.144	.072	.021	.134	.068	.020	
10.0	.162	.078	.022	.157	.076	.021	.146	.071	.020	.136	.067	.019	.126	.063	.018	

ρcc	80%			70%			50%			30%			10%			0
ρw	50%	30%	10%	50%	30%	10%	50%	30%	10%	50%	30%	10%	50%	30%	10%	0
ρfc	20%			20%			20%			20%			20%			0
RCR	RCR:Room Cavity Ratio						Ceiling Cavity Exitance Coefficients(CCEC)									
0.0	.337	.337	.337	.288	.288	.288	.197	.197	.197	.113	.113	.113	.036	.036	.036	
1.0	.331	.304	.280	.283	.261	.241	.194	.179	.167	.111	.104	.097	.036	.033	.031	
2.0	.323	.281	.245	.277	.242	.212	.190	.167	.148	.109	.097	.087	.035	.031	.028	
3.0	.316	.264	.223	.271	.228	.193	.186	.158	.136	.107	.092	.080	.035	.030	.026	
4.0	.309	.252	.208	.265	.217	.181	.182	.152	.127	.105	.089	.075	.034	.029	.025	
5.0	.301	.242	.198	.259	.209	.172	.178	.146	.122	.103	.086	.072	.033	.028	.024	
6.0	.294	.234	.191	.253	.202	.166	.174	.142	.117	.101	.083	.070	.033	.027	.023	
7.0	.287	.227	.185	.247	.197	.161	.171	.138	.114	.099	.081	.068	.032	.027	.022	
8.0	.281	.222	.181	.242	.192	.158	.167	.135	.112	.097	.080	.067	.031	.026	.022	
9.0	.275	.217	.178	.237	.188	.155	.164	.132	.110	.096	.078	.066	.031	.026	.022	
10.0	.269	.213	.175	.232	.185	.153	.161	.130	.109	.094	.077	.065	.030	.025	.021	

C Range: 0 - 360DEG
 C Interval: 15.0DEG
 Test Speed: HIGH
 Temperature: 25.0DEG
 Operators: Alan Wang
 Test Date: 27 June 2023

γ Range: 0 - 180DEG
 γ Interval: 1.0DEG
 Test System: EVERFINE GO-R5000_V2 SYSTEM V2.00.416
 Humidity: 42.7%
 Test Distance: 2.500m [K=1.0395]
 Remarks:

UGR(Unified Glare Rating) Table

Test:U:120.00V I:0.2128A P:23.990W PF:0.9396 Freq:60.00Hz Lamp Flux:1534.62x1 lm										
NAME: LED Ceiling light					TYPE:LED			WEIGHT:		
SPEC.:ASD-LFC-LF-14D24-AC-BK 5000K					DIM.:			SERIAL No.:		
MFR.: ASD Lighting Corp					SUR.:			Shielding Angle:		
ceiling/cavity	0.7	0.7	0.5	0.5	0.3	0.7	0.7	0.5	0.5	0.3
walls	0.5	0.3	0.5	0.3	0.3	0.5	0.3	0.5	0.3	0.3
working plane	0.2	0.2	0.2	0.2	0.2	0.2	0.2	0.2	0.2	0.2
Room dimensions	Viewed crosswise					Viewed endwise				
x = 2H y = 2H	14.6	15.9	15.2	16.5	17.0	14.7	16.0	15.2	16.5	17.1
3H	16.5	17.7	17.0	18.2	18.9	16.5	17.7	17.1	18.3	18.9
4H	17.4	18.5	17.9	19.1	19.7	17.4	18.6	18.0	19.1	19.8
6H	18.2	19.3	18.8	19.9	20.5	18.3	19.3	18.8	19.9	20.6
8H	18.6	19.6	19.2	20.2	20.9	18.7	19.7	19.3	20.3	21.0
12H	19.1	20.0	19.7	20.7	21.3	19.1	20.1	19.7	20.7	21.4
4H 2H	15.3	16.4	15.9	17.0	17.6	15.3	16.4	15.9	17.0	17.6
3H	17.3	18.3	17.9	18.9	19.6	17.4	18.4	18.0	19.0	19.7
4H	18.4	19.3	19.0	19.9	20.6	18.4	19.3	19.0	19.9	20.7
6H	19.4	20.2	20.0	20.8	21.6	19.4	20.2	20.1	20.9	21.6
8H	19.8	20.6	20.5	21.3	22.0	19.9	20.6	20.6	21.3	22.1
12H	20.4	21.1	21.1	21.8	22.6	20.5	21.1	21.1	21.8	22.6
8H 4H	18.7	19.5	19.4	20.2	20.9	18.8	19.5	19.4	20.2	21.0
6H	20.0	20.6	20.7	21.3	22.1	20.0	20.6	20.7	21.3	22.1
8H	20.6	21.2	21.3	21.9	22.7	20.7	21.2	21.4	21.9	22.8
12H	21.4	21.8	22.1	22.6	23.4	21.4	21.9	22.1	22.6	23.5
12H 4H	18.8	19.5	19.5	20.2	21.0	18.8	19.5	19.5	20.2	21.0
6H	20.1	20.6	20.8	21.4	22.2	20.1	20.7	20.9	21.4	22.2
8H	20.8	21.3	21.6	22.1	22.9	20.9	21.4	21.6	22.1	23.0
Variations with the observer position at spacings:										
S = 1.0H	+ 0.1 / - 0.1					+ 0.1 / - 0.1				
1.5H	+ 0.2 / - 0.3					+ 0.2 / - 0.3				
2.0H	+ 0.2 / - 0.3					+ 0.2 / - 0.3				

CIE Pub.117, 1535 lm Total Lamp Luminous Flux Corrected (8log(F/F0) = 1.5)
 Area: 0.165812 m2

C Range: 0 - 360DEG
 C Interval: 15.0DEG
 Test Speed: HIGH
 Temperature: 25.0DEG
 Operators: Alan Wang
 Test Date: 27 June 2023

γ Range: 0 - 180DEG
 γ Interval: 1.0DEG
 Test System: EVERFINE GO-R5000_V2 SYSTEM V2.00.416
 Humidity: 42.7%
 Test Distance: 2.500m [K=1.0395]
 Remarks:

UTILIZATION FACTORS TABLE

Test:U:120.00V I:0.2128A P:23.990W PF:0.9396 Freq:60.00Hz Lamp Flux:1534.62x1 lm		
NAME: LED Ceiling light	TYPE:LED	WEIGHT:
SPEC.:ASD-LFC-LF-14D24-AC-BK 5000K	DIM.:	SERIAL No.:
MFR.:ASD Lighting Corp	SUR.:	Shielding Angle:

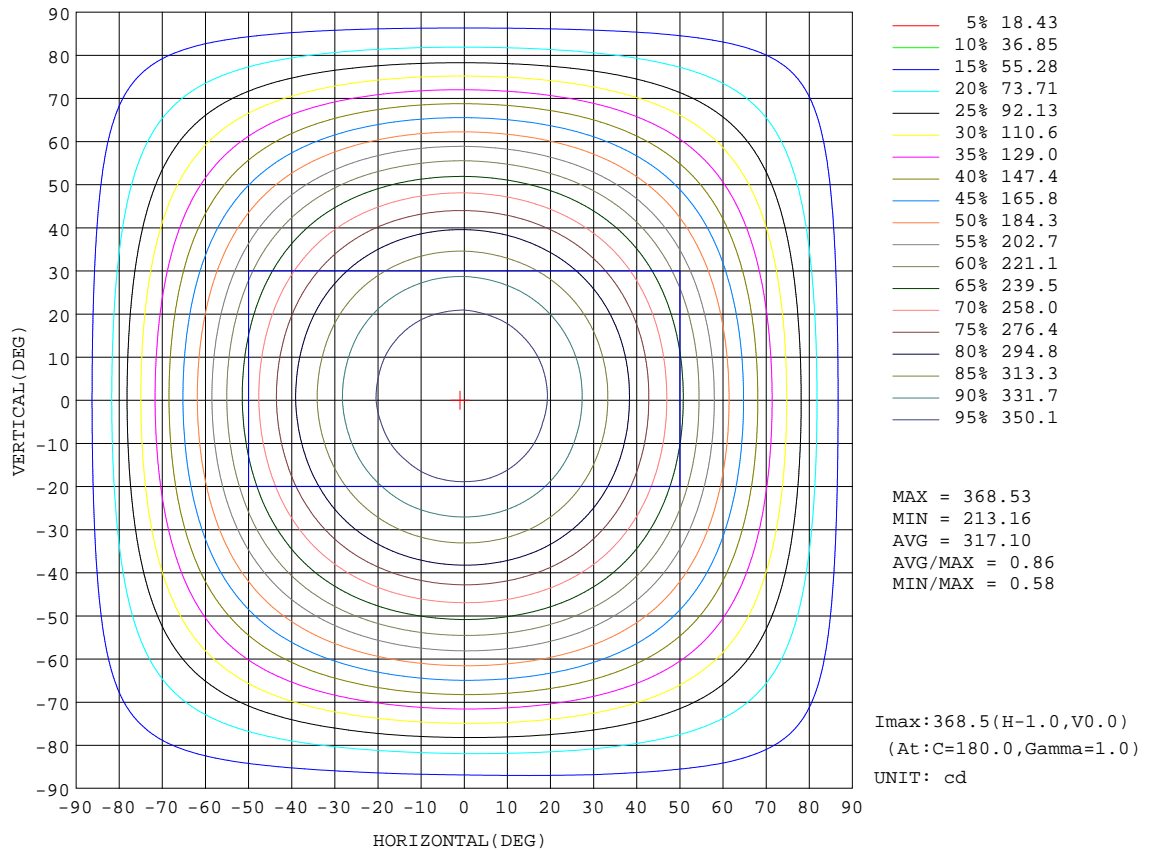
REFLECTANCE										
Ceiling	0.8	0.8	0.8	0.7	0.7	0.7	0.5	0.5	0.5	0
Walls	0.7	0.5	0.3	0.7	0.5	0.3	0.7	0.5	0.3	0
Working plane	0.2	0.2	0.2	0.2	0.2	0.2	0.2	0.2	0.2	0
ROOM INDEX	UTILIZATION FACTORS(PERCENT) $k(RI) \times RCR = 5$									
k = 0.60	49	38	31	48	37	30	46	36	30	23
0.80	59	47	39	57	46	38	54	44	37	29
1.00	67	55	47	65	54	46	61	54	45	36
1.25	74	62	54	71	61	53	67	58	51	41
1.50	79	68	60	76	66	59	71	63	56	46
2.00	86	76	69	83	74	67	77	70	64	52
2.50	91	81	74	87	79	72	81	74	68	55
3.00	94	86	79	90	83	77	83	78	73	59
4.00	99	92	86	95	88	83	87	82	78	63
5.00	101	95	90	97	92	87	89	85	82	66
ROOM INDEX	UF(total)									Direct
According to DIN EN 13032-2 2004			Suspended				SHRNOM = 1.25			

C Range: 0 - 360DEG
C Interval: 15.0DEG
Test Speed: HIGH
Temperature: 25.0DEG
Operators: Alan Wang
Test Date: 27 June 2023

γ Range: 0 - 180DEG
 γ Interval: 1.0DEG
Test System: EVERFINE GO-R5000_V2 SYSTEM V2.00.416
Humidity: 42.7%
Test Distance: 2.500m [K=1.0395]
Remarks:

ISOCANDELA DIAGRAM

Test:U:120.00V I:0.2128A P:23.990W PF:0.9396 Freq:60.00Hz Lamp Flux:1534.62x1 lm		
NAME: LED Ceiling light	TYPE:LED	WEIGHT:
SPEC.:ASD-LFC-LF-14D24-AC-BK 5000K	DIM.:	SERIAL No.:
MFR.: ASD Lighting Corp	SUR.:	Shielding Angle:

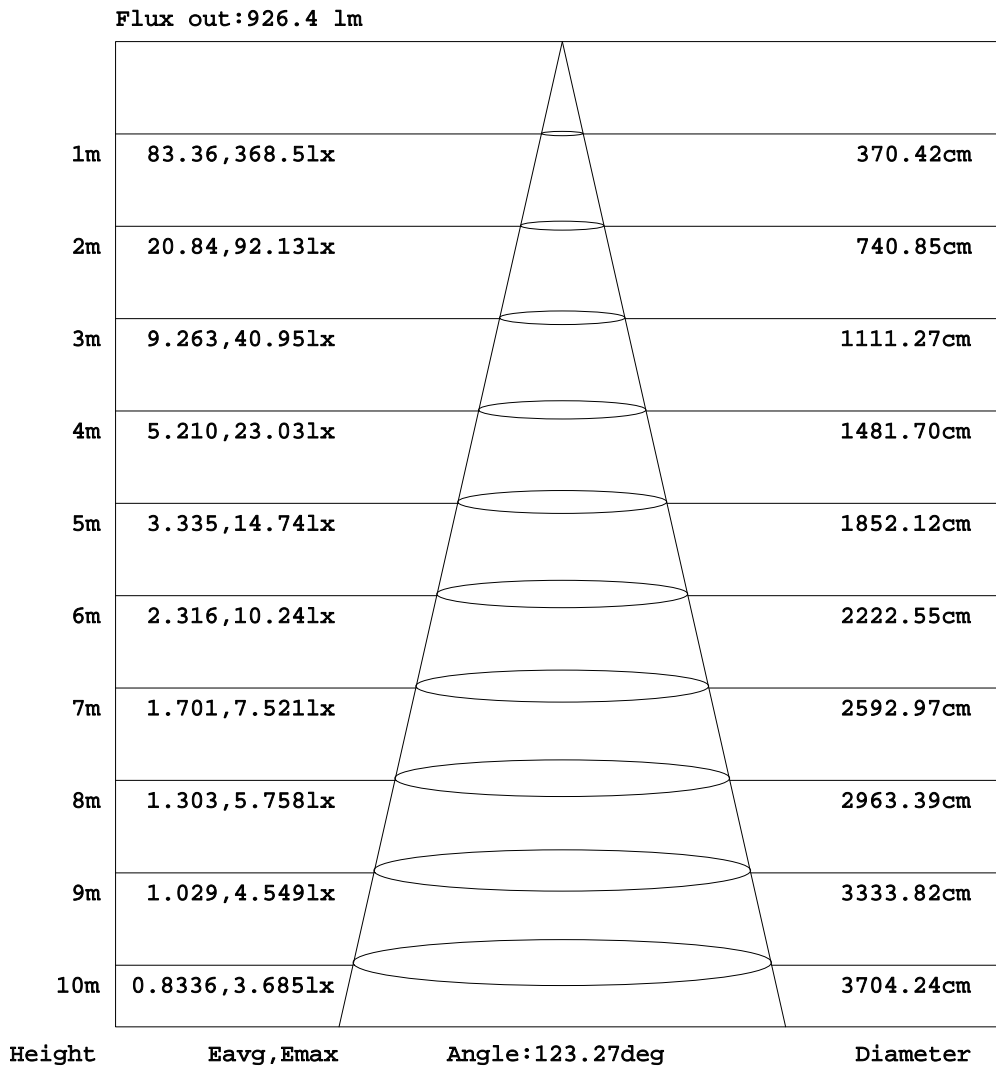


C Range: 0 - 360DEG
 C Interval: 15.0DEG
 Test Speed: HIGH
 Temperature: 25.0DEG
 Operators:Alan Wang
 Test Date:27 June 2023

γ Range: 0 - 180DEG
 γ Interval: 1.0DEG
 Test System:EVERFINE GO-R5000_V2 SYSTEM V2.00.416
 Humidity: 42.7%
 Test Distance:2.500m [K=1.0395]
 Remarks:

AAI Figure

Test:U:120.00V I:0.2128A P:23.990W PF:0.9396 Freq:60.00Hz Lamp Flux:1534.62x1 lm		
NAME: LED Ceiling light	TYPE:LED	WEIGHT:
SPEC.:ASD-LFC-LF-14D24-AC-BK 5000K	DIM.:	SERIAL No.:
MFR.: ASD Lighting Corp	SUR.:	Shielding Angle:



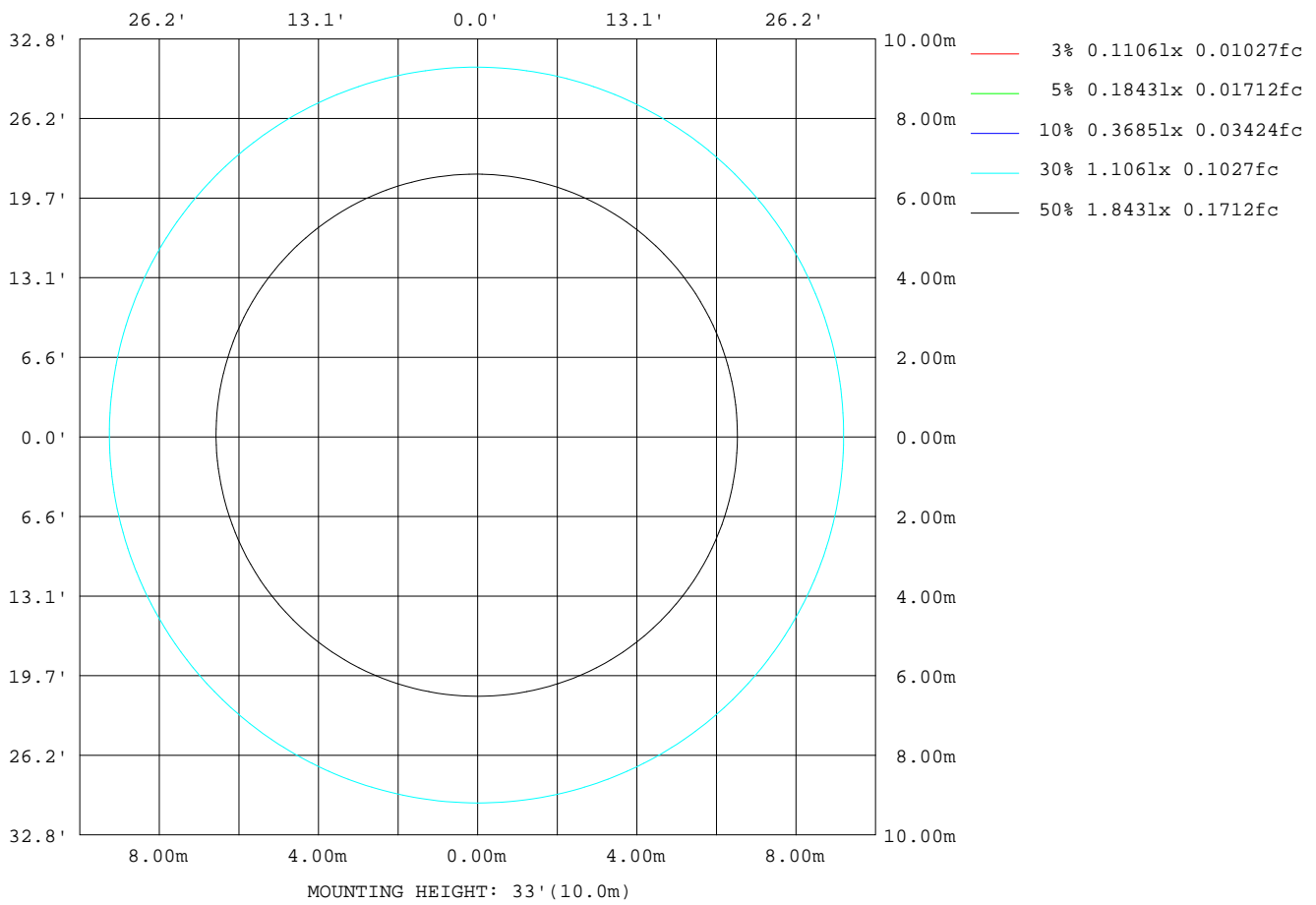
Note:The Curves indicate the illuminated area and the average illumination when the luminaire is at different distance.

C Range: 0 - 360DEG
 C Interval: 15.0DEG
 Test Speed: HIGH
 Temperature: 25.0DEG
 Operators: Alan Wang
 Test Date: 27 June 2023

γ Range: 0 - 180DEG
 γ Interval: 1.0DEG
 Test System: EVERFINE GO-R5000_V2 SYSTEM V2.00.416
 Humidity: 42.7%
 Test Distance: 2.500m [K=1.0395]
 Remarks:

ISOLUX DIAGRAM

Test:U:120.00V I:0.2128A P:23.990W PF:0.9396 Freq:60.00Hz Lamp Flux:1534.62x1 lm		
NAME: LED Ceiling light	TYPE:LED	WEIGHT:
SPEC.:ASD-LFC-LF-14D24-AC-BK 5000K	DIM.:	SERIAL No.:
MFR.: ASD Lighting Corp	SUR.:	Shielding Angle:



C Range: 0 - 360DEG
 C Interval: 15.0DEG
 Test Speed: HIGH
 Temperature: 25.0DEG
 Operators: Alan Wang
 Test Date: 27 June 2023

γ Range: 0 - 180DEG
 γ Interval: 1.0DEG
 Test System: EVERFINE GO-R5000_V2 SYSTEM V2.00.416
 Humidity: 42.7%
 Test Distance: 2.500m [K=1.0395]
 Remarks:

LED Avg.L Report

Test:U:120.00V I:0.2128A P:23.990W PF:0.9396 Freq:60.00Hz Lamp Flux:1534.62x1 lm		
NAME: LED Ceiling light	TYPE:LED	WEIGHT:
SPEC.:ASD-LFC-LF-14D24-AC-BK 5000K	DIM.:	SERIAL No.:
MFR.: ASD Lighting Corp	SUR.:	Shielding Angle:

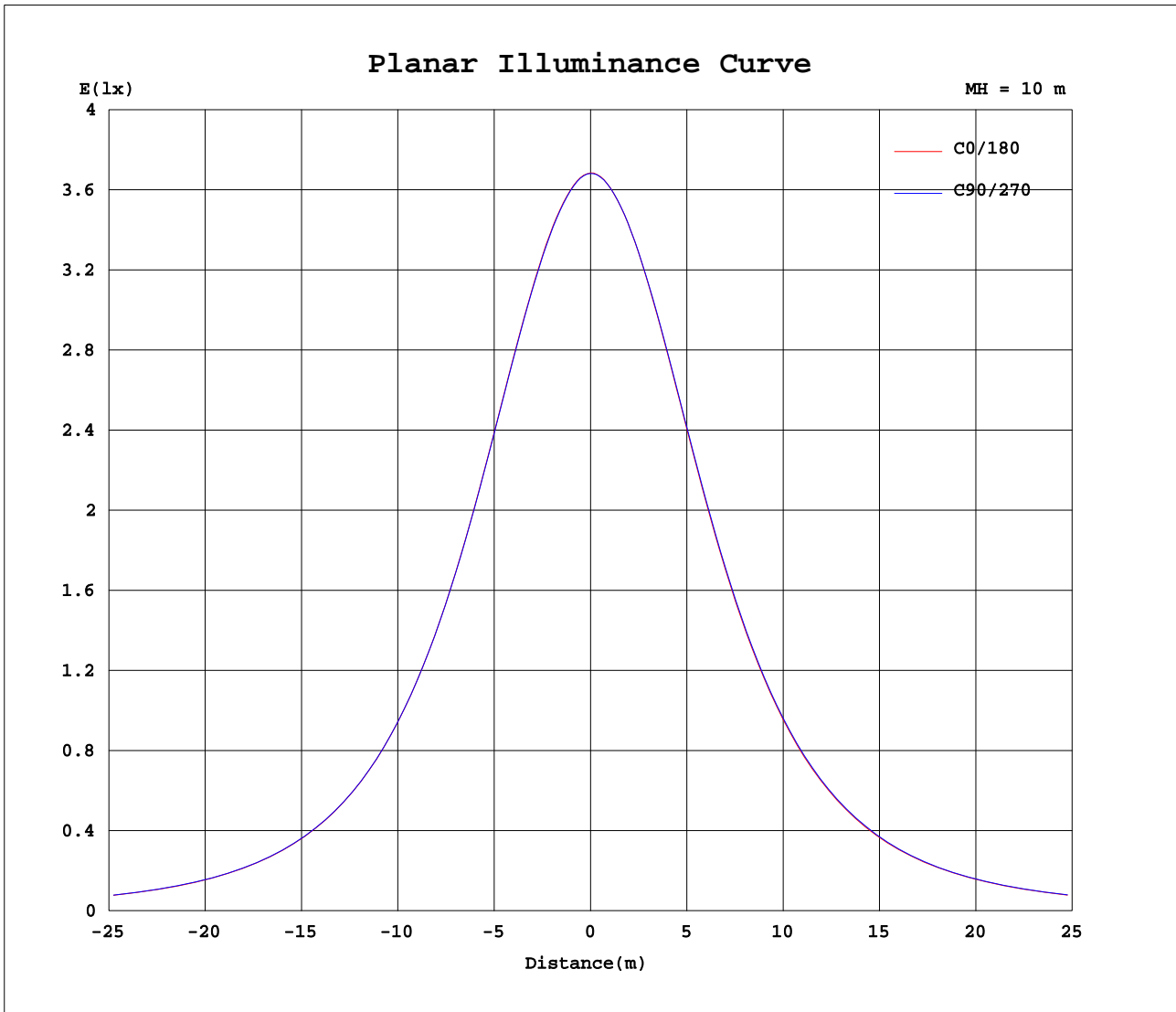
AvgL	cd/m2
L_0~180(65)av	2366
L_0~180(75)av	2560
L_0~180(85)av	4181
L_90~270(65)av	2386
L_90~270(75)av	2583
L_90~270(85)av	4203
L_45(65)av	2374
L_45(75)av	2566
L_45(85)av	4199

Standard: GB/T 29293-2012

C Range: 0 - 360DEG
C Interval: 15.0DEG
Test Speed: HIGH
Temperature: 25.0DEG
Operators: Alan Wang
Test Date: 27 June 2023

γ Range: 0 - 180DEG
 γ Interval: 1.0DEG
Test System: EVERFINE GO-R5000_V2 SYSTEM V2.00.416
Humidity: 42.7%
Test Distance: 2.500m [K=1.0395]
Remarks:

Planar Illuminance Curve



C Range: 0 - 360DEG
 C Interval: 15.0DEG
 Test Speed: HIGH
 Temperature: 25.0DEG
 Operators: Alan Wang
 Test Date: 27 June 2023

γ Range: 0 - 180DEG
 γ Interval: 1.0DEG
 Test System: EVERFINE GO-R5000_V2 SYSTEM V2.00.416
 Humidity: 42.7%
 Test Distance: 2.500m [K=1.0395]
 Remarks:

LUMINOUS DISTRIBUTION INTENSITY DATA

Test:U:120.00V I:0.2128A P:23.990W PF:0.9396 Freq:60.00Hz Lamp Flux:1534.62x1 lm		
NAME: LED Ceiling light	TYPE:LED	WEIGHT:
SPEC.:ASD-LFC-LF-14D24-AC-BK 5000K	DIM.:	SERIAL No.:
MFR.: ASD Lighting Corp	SUR.:	Shielding Angle:

Table--1

UNIT: cd

C(DEG) γ (DEG)	0	15	30	45	60	75	90	105	120	135	150	165	180	195	210	225	240	255	270
0	369	368	368	368	368	368	368	368	368	368	368	368	369	368	368	368	368	368	368
5	366	366	366	366	366	366	366	366	366	366	367	367	367	367	367	367	367	367	367
10	362	362	362	362	362	362	362	362	362	362	363	363	364	364	364	364	364	364	364
15	357	356	356	356	356	356	356	356	357	357	357	358	359	359	359	359	359	359	359
20	349	348	348	348	348	348	348	348	349	349	350	350	351	351	352	352	352	352	352
25	338	337	337	337	337	337	337	337	338	338	339	339	340	341	341	342	342	342	341
30	324	323	323	323	323	323	323	323	324	324	325	325	326	327	328	328	328	328	328
35	307	307	307	307	307	307	307	307	307	307	308	309	310	311	312	312	312	312	312
40	288	288	288	288	288	288	288	288	288	288	289	290	291	292	293	293	293	293	293
45	267	267	267	267	267	267	267	267	267	267	268	269	270	271	272	272	272	272	272
50	243	243	243	244	244	244	244	243	243	244	244	245	247	248	249	249	249	249	249
55	218	218	218	219	219	219	219	219	218	218	219	220	221	223	224	224	224	224	224
60	192	192	192	193	193	193	193	192	192	192	193	193	195	196	196	197	197	197	197
65	165	165	165	165	166	166	166	165	165	164	165	166	167	168	169	169	169	169	169
70	137	137	137	138	138	138	138	137	137	136	137	138	139	139	140	141	141	141	140
75	109	109	110	110	110	110	110	110	109	109	109	109	110	111	112	112	112	112	112
80	81.7	82.1	82.6	82.9	83.0	82.8	82.5	81.8	81.2	80.9	80.9	81.1	81.9	82.3	82.6	82.9	83.0	82.8	82.5
85	60.7	61.2	61.9	62.1	62.2	61.9	61.5	60.9	60.3	59.8	59.7	59.7	60.2	60.3	60.5	60.4	60.3	60.2	60.0
90	48.4	49.0	49.7	50.1	50.3	50.1	49.5	48.9	48.3	47.6	47.1	46.9	46.8	46.8	46.7	46.7	46.7	46.6	46.8
95	47.1	47.7	48.4	48.7	48.9	48.8	48.2	47.6	46.9	46.4	46.0	45.8	45.7	45.6	45.5	45.3	45.2	45.1	45.1
100	47.2	47.8	48.5	48.8	48.9	48.8	48.4	47.9	47.1	46.8	46.3	46.1	46.1	45.9	45.9	45.6	45.4	45.2	45.3
105	47.8	48.3	48.9	49.1	49.2	49.3	48.9	48.5	47.9	47.5	47.0	46.8	46.8	46.7	46.6	46.3	46.1	45.9	45.9
110	48.2	48.7	49.1	49.3	49.4	49.6	49.2	48.8	48.5	48.0	47.5	47.3	47.4	47.2	47.1	46.9	46.7	46.4	46.4
115	48.3	48.7	49.1	49.4	49.5	49.6	49.3	49.0	48.7	48.2	47.7	47.6	47.6	47.5	47.4	47.2	47.0	46.8	46.8
120	48.3	48.6	49.0	49.3	49.4	49.4	49.2	49.0	48.7	48.3	47.9	47.8	47.8	47.6	47.5	47.3	47.1	47.0	46.9
125	48.1	48.4	48.8	49.0	49.1	49.2	48.9	48.8	48.5	48.3	47.8	47.7	47.7	47.6	47.4	47.3	47.1	47.0	46.9
130	47.8	48.1	48.5	48.7	48.7	48.8	48.6	48.4	48.1	48.0	47.6	47.6	47.6	47.5	47.3	47.2	47.0	46.9	46.9
135	47.8	48.0	48.3	48.5	48.4	48.6	48.4	48.2	47.8	47.8	47.4	47.4	47.4	47.3	47.2	47.1	47.1	46.9	47.0
140	47.8	48.0	48.2	48.2	48.3	48.2	48.0	48.2	47.8	47.7	47.4	47.4	47.4	47.4	47.3	47.2	47.1	47.1	47.1
145	47.4	47.6	47.9	48.0	48.0	47.8	47.9	47.7	47.2	47.0	47.4	47.3	47.5	47.3	47.2	47.2	47.1	47.1	47.2
150	46.8	47.0	47.4	47.5	47.4	47.3	47.3	47.2	47.0	46.8	46.6	46.1	47.3	47.1	47.1	47.0	46.9	46.9	46.9
155	46.4	46.5	46.7	46.7	46.8	46.7	46.7	46.7	46.6	46.4	46.2	46.1	46.6	46.5	46.6	46.5	46.3	46.1	46.0
160	45.2	45.2	45.4	45.4	45.8	46.0	46.2	46.2	46.0	46.0	45.8	45.7	46.2	46.0	45.8	45.7	45.5	45.4	45.5
165	44.3	44.4	44.8	44.9	45.2	45.4	45.4	45.3	45.1	45.2	45.2	45.0	45.3	45.1	45.0	44.9	44.8	45.4	45.5
170	38.2	38.4	38.6	38.9	39.2	39.6	39.7	39.8	39.9	39.9	39.8	39.8	40.0	40.1	40.0	39.7	39.3	39.0	38.9
175	27.9	28.1	28.4	28.8	29.2	29.7	29.8	30.0	30.1	30.2	30.2	30.2	30.9	31.0	30.8	30.6	30.4	30.2	29.9
180	24.2	24.3	24.3	24.0	24.0	23.9	23.6	24.4	24.4	24.3	24.4	23.1	25.1	25.2	25.2	25.2	25.2	25.2	25.2

C Range: 0 - 360DEG
 C Interval: 15.0DEG
 Test Speed: HIGH
 Temperature: 25.0DEG
 Operators: Alan Wang
 Test Date: 27 June 2023

γ Range: 0 - 180DEG
 γ Interval: 1.0DEG
 Test System: EVERFINE GO-R5000_V2 SYSTEM V2.00.416
 Humidity: 42.7%
 Test Distance: 2.500m [K=1.0395]
 Remarks:

LUMINOUS DISTRIBUTION INTENSITY DATA

Test:U:120.00V I:0.2128A P:23.990W PF:0.9396 Freq:60.00Hz Lamp Flux:1534.62x1 lm		
NAME: LED Ceiling light	TYPE:LED	WEIGHT:
SPEC.:ASD-LFC-LF-14D24-AC-BK 5000K	DIM.:	SERIAL No.:
MFR.: ASD Lighting Corp	SUR.:	Shielding Angle:

Table--2

UNIT: cd

C(DEG) γ (DEG)	285	300	315	330	345														
0	368	368	368	368	368														
5	367	367	367	367	367														
10	364	363	363	363	363														
15	359	358	358	358	357														
20	351	351	350	350	349														
25	340	340	339	339	338														
30	327	326	326	325	325														
35	311	310	309	309	308														
40	292	291	290	290	289														
45	271	270	269	268	268														
50	248	247	246	245	244														
55	223	222	221	220	219														
60	196	195	194	193	192														
65	168	167	166	166	165														
70	140	139	138	137	137														
75	111	111	110	110	110														
80	82.5	82.3	82.1	82.0	82.1														
85	60.0	60.1	60.4	60.6	60.7														
90	46.8	47.0	47.1	47.4	48.0														
95	45.2	45.4	45.8	46.2	46.7														
100	45.3	45.5	45.9	46.3	46.7														
105	46.0	46.2	46.5	46.9	47.3														
110	46.5	46.7	47.0	47.3	47.8														
115	46.8	47.0	47.2	47.6	48.0														
120	46.9	47.1	47.3	47.6	48.0														
125	47.0	47.1	47.3	47.6	47.8														
130	46.9	47.1	47.3	47.5	47.7														
135	47.1	47.2	47.3	47.6	47.7														
140	47.3	47.3	47.5	47.7	47.8														
145	47.2	47.3	47.5	47.6	47.7														
150	47.1	47.1	47.0	46.4	46.8														
155	45.9	46.3	46.2	46.2	46.4														
160	45.4	45.8	46.0	45.5	45.5														
165	45.5	45.5	45.4	45.0	44.7														
170	38.8	38.8	38.9	38.8	38.6														
175	29.7	29.5	29.4	29.0	28.9														
180	25.0	24.9	24.8	24.7	24.6														

C Range: 0 - 360DEG
 C Interval: 15.0DEG
 Test Speed: HIGH
 Temperature: 25.0DEG
 Operators: Alan Wang
 Test Date: 27 June 2023

γ Range: 0 - 180DEG
 γ Interval: 1.0DEG
 Test System: EVERFINE GO-R5000_V2 SYSTEM V2.00.416
 Humidity: 42.7%
 Test Distance: 2.500m [K=1.0395]
 Remarks: