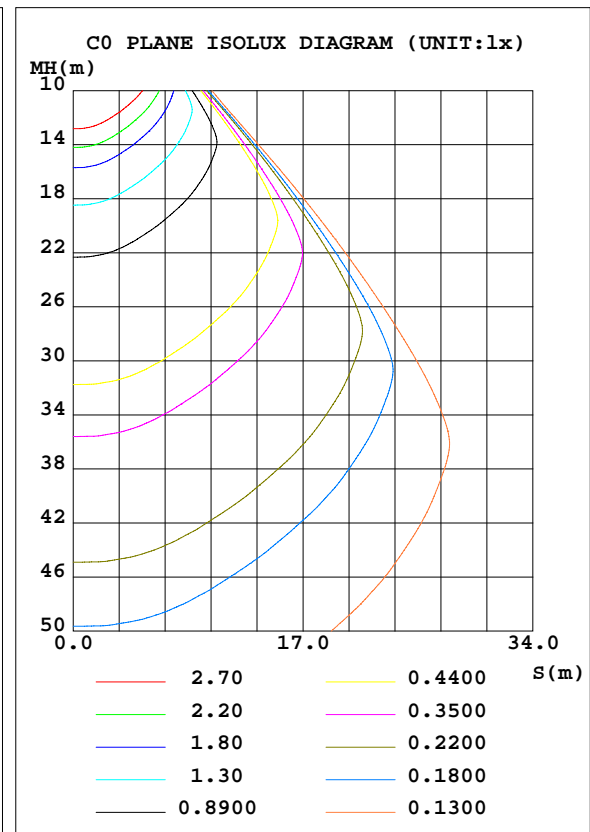
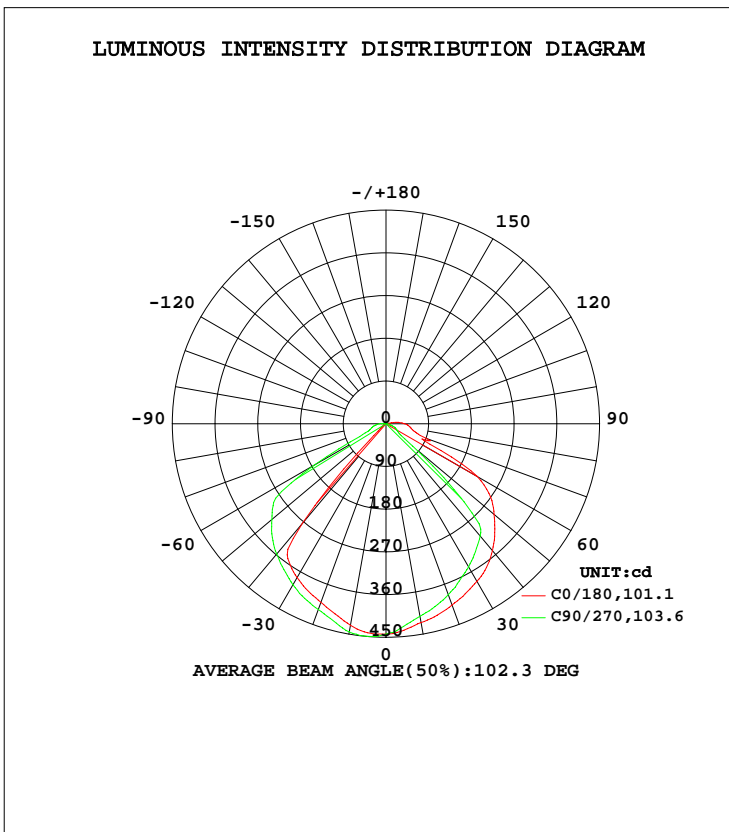


LUMINAIRE PHOTOMETRIC TEST REPORT

Test:U:120.0V I:0.0872A P:10.32W PF:0.9865 Lamp Flux:990.123x1 lm		
NAME: ASD-LSR-1050-AP-W	TYPE:N/A	WEIGHT:N/A
SPEC.:N/A	DIM.: N/A	SERIAL No.:N/A
MFR.: ASD Lighting Corp	SUR.:N/A	Shielding Angle:N/A

DATA OF LAMP		PHOTOMETRIC DATA				Eff: 95.94 lm/W
MODEL	ASD-LSR-1050-AP-W	I _{max} (cd)	450.0	S/MH(C0/180)	1.30	
NOMINAL POWER(W)	10	LOR(%)	100.0	S/MH(C90/270)	1.18	
RATED VOLTAGE(V)	120	TOTAL FLUX(lm)	990.12	η UP, DN(C0-180)	0.7,53.8	
NOMINAL FLUX(lm)	990.123	CIE CLASS	DIRECT	η UP, DN(C180-360)	0.5,45.1	
LAMPS INSIDE	1	η up(%)	1.1	CIBSE SHR NOM	1.25	
TEST VOLTAGE(V)	120	η down(%)	98.9	CIBSE SHR MAX	1.30	



C Range: 0 - 360DEG
 C Interval: 22.5DEG
 Test Speed: HIGH
 Temperature:25.2DEG
 Operators:Hill
 Test Date:2017-08-07

γ Range: 0 - 180DEG
 γ Interval: 1.0DEG
 Test System:EVERFINE GO-R5000_V2 SYSTEM V2.0.351
 Humidity:45%
 Test Distance:2.447m [K=1.0000]
 Remarks:

ZONAL FLUX DIAGRAM

ZONAL FLUX DIAGRAM:

γ	C0	C45	C90	C135	C180	C225	C270	C315	γ	Φ zone	Φ total	%lum, lamp
10	431.2	442.6	445.4	434.9	425.4	416.9	412.0	417.4	0- 10	41.54	41.54	4.2,4.2
20	400.6	410.5	416.5	412.1	406.5	393.8	383.4	385.3	10- 20	117.2	158.7	16,16
30	374.2	381.6	391.8	386.3	383.2	366.2	348.0	356.0	20- 30	179.1	337.8	34.1,34.1
40	274.4	343.9	358.0	364.1	349.1	329.8	308.4	232.0	30- 40	222.2	560.0	56.6,56.6
50	14.40	141.5	313.8	329.1	297.2	266.2	73.68	17.36	40- 50	190.5	750.6	75.8,75.8
60	5.745	17.97	175.0	233.0	221.6	110.7	26.55	8.609	50- 60	125.7	876.3	88.5,88.5
70	0.0240	10.06	35.92	68.89	90.38	41.72	16.24	0.0314	60- 70	57.65	933.9	94.3,94.3
80	0.0385	0.0324	25.14	48.11	53.52	31.51	3.156	0.0187	70- 80	26.91	960.8	97,97
90	0.0595	0.0303	11.89	35.70	39.64	16.47	0.0160	0.0361	80- 90	18.11	979.0	98.9,98.9
100	0.1061	0.0577	0.0148	14.06	16.27	0.4590	0.0390	0.0650	90-100	9.426	988.4	99.8,99.8
110	0.1509	0.0967	0.0288	0.0057	0.0028	0.0240	0.0673	0.1051	100-110	0.7827	989.2	99.9,99.9
120	0.1736	0.1331	0.0722	0.0411	0.0312	0.0554	0.1087	0.1512	110-120	0.0749	989.2	99.9,99.9
130	0.2289	0.1911	0.1506	0.1220	0.0779	0.1049	0.1694	0.2210	120-130	0.1110	989.3	99.9,99.9
140	0.3513	0.3095	0.2702	0.2553	0.1605	0.1886	0.2566	0.2962	130-140	0.1591	989.5	99.9,99.9
150	0.5462	0.5028	0.4711	0.4683	0.2692	0.2840	0.3202	0.3400	140-150	0.2072	989.7	100,100
160	0.6808	0.6463	0.6341	0.6459	0.3783	0.3723	0.3757	0.3903	150-160	0.2130	989.9	100,100
170	0.6375	0.6228	0.6215	0.6333	0.4192	0.4097	0.4065	0.4170	160-170	0.1488	990.1	100,100
180	0.5493	0.5418	0.5356	0.5450	0.5512	0.5474	0.5386	0.5425	170-180	0.0502	990.1	100,100
DEG	LUMINOUS INTENSITY:cd Less than 25% Percent = 1.8 %									UNIT:lm		

Conical surface Flux(90deg): 664.78 lm

%lum = 67.1%
 %lamp = 67.1%

Conical surface Flux(120deg): 876.28 lm

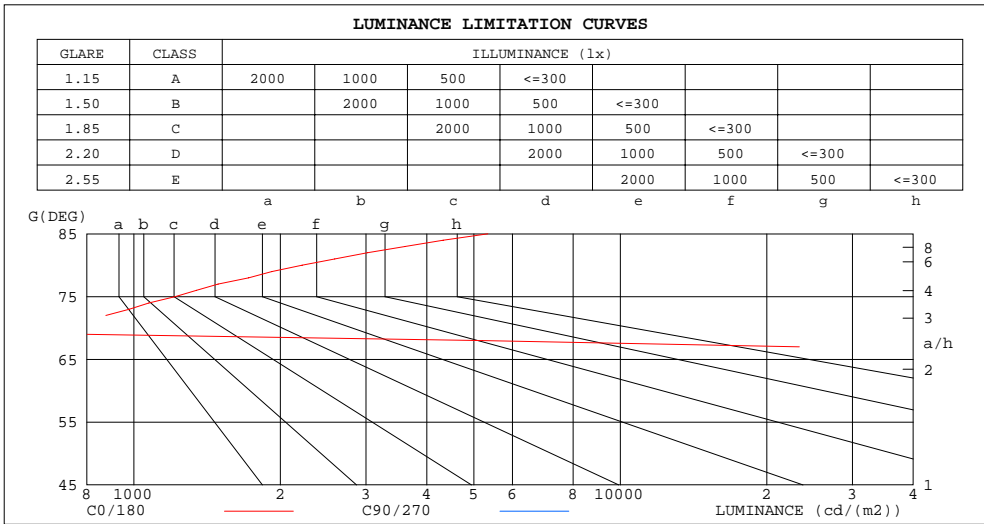
%lum = 88.5%
 %lamp = 88.5%

C Range: 0 - 360DEG
 C Interval: 22.5DEG
 Test Speed: HIGH
 Temperature:25.2DEG
 Operators:Hill
 Test Date:2017-08-07

γ Range: 0 - 180DEG
 γ Interval: 1.0DEG
 Test System:EVERFINE GO-R5000_V2 SYSTEM V2.0.351
 Humidity:45%
 Test Distance:2.447m [K=1.0000]
 Remarks:

LUMINANCE LIMITATION CURVES

Test:U:120.0V I:0.0872A P:10.32W PF:0.9865 Lamp Flux:990.123x1 lm		
NAME: ASD-LSR-1050-AP-W	TYPE:N/A	WEIGHT:N/A
SPEC.:N/A	DIM.: N/A	SERIAL No.:N/A
MFR.: ASD Lighting Corp	SUR.:N/A	Shielding Angle:N/A



LUMINANCE cd/(m2)		
G(DEG)	C0/180	C90/270
85	5342	2154707
80	2218	1447722
75	1218	1171149
70	703	1050443
65	60297	1294666
60	115009	3500855
55	167091	5042070
50	224282	4882417
45	698037	4787339

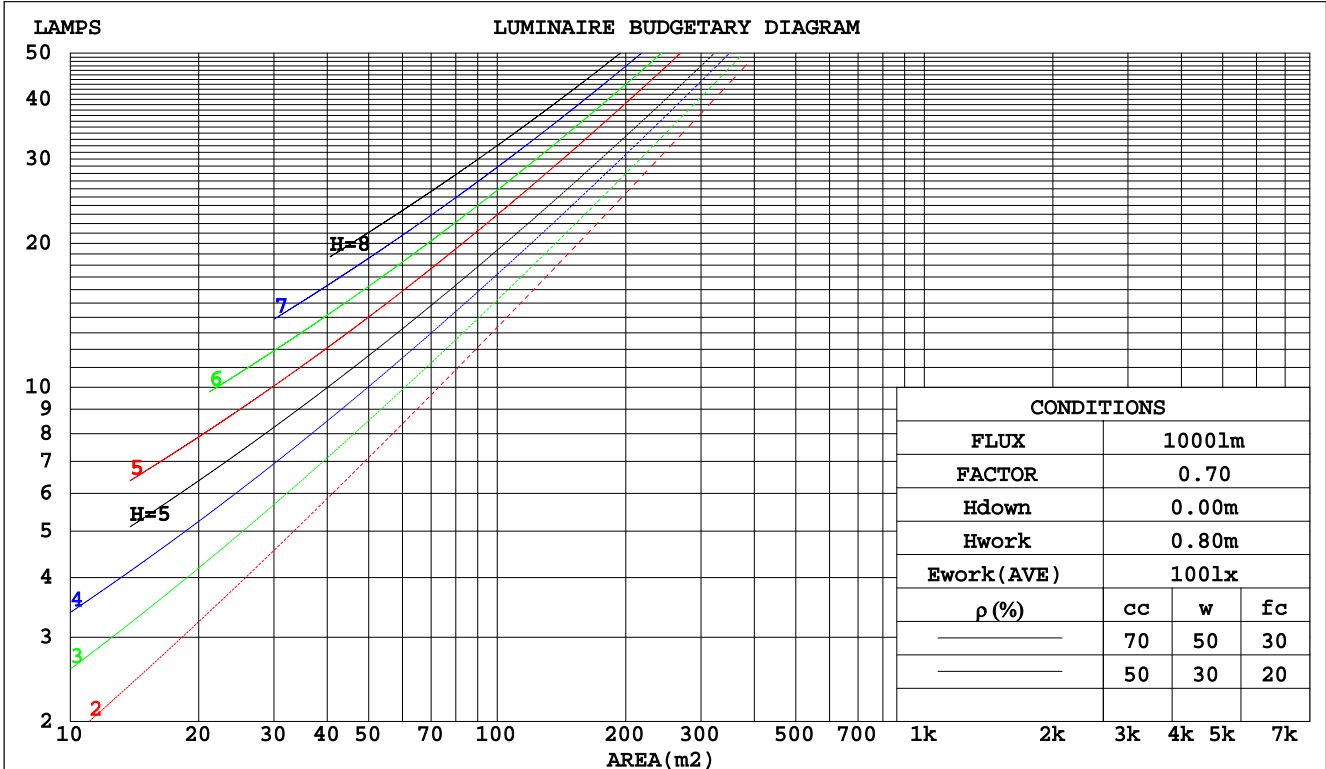
C Range: 0 - 360DEG
 C Interval: 22.5DEG
 Test Speed: HIGH
 Temperature:25.2DEG
 Operators:Hill
 Test Date:2017-08-07

γ Range: 0 - 180DEG
 γ Interval: 1.0DEG
 Test System:EVERFINE GO-R5000_V2 SYSTEM V2.0.351
 Humidity:45%
 Test Distance:2.447m [K=1.0000]
 Remarks:

CU AND LUMINAIRE BUDGETARY ESTIMATE DIAGRAM

Test:U:120.0V I:0.0872A P:10.32W PF:0.9865 Lamp Flux:990.123x1 lm		
NAME: ASD-LSR-1050-AP-W	TYPE:N/A	WEIGHT:N/A
SPEC.:N/A	DIM.: N/A	SERIAL No.:N/A
MFR.: ASD Lighting Corp	SUR.:N/A	Shielding Angle:N/A

pcc	80%			70%			50%			30%			10%			0
	50%	30%	10%	50%	30%	10%	50%	30%	10%	50%	30%	10%	50%	30%	10%	0
pw																0
pfc	20%			20%			20%			20%			20%			0
RCR	RCR:Room Cavity Ratio Coefficients of Utilization(CU)															
0.0	1.19	1.19	1.19	1.16	1.16	1.16	1.10	1.10	1.10	1.06	1.06	1.06	1.01	1.01	1.01	.99
1.0	1.06	1.02	.99	1.04	1.00	.97	.99	.96	.94	.95	.93	.91	.91	.90	.88	.86
2.0	.94	.88	.84	.92	.87	.82	.89	.84	.80	.85	.82	.78	.82	.79	.77	.74
3.0	.84	.77	.72	.83	.76	.71	.80	.74	.69	.77	.72	.68	.74	.70	.67	.65
4.0	.76	.68	.62	.75	.67	.62	.72	.66	.61	.70	.64	.60	.67	.63	.59	.57
5.0	.69	.60	.54	.67	.60	.54	.65	.59	.53	.63	.57	.53	.61	.56	.52	.50
6.0	.62	.54	.48	.61	.54	.48	.59	.53	.47	.58	.52	.47	.56	.51	.46	.45
7.0	.57	.49	.43	.56	.48	.43	.54	.47	.42	.53	.47	.42	.51	.46	.42	.40
8.0	.52	.44	.39	.51	.44	.39	.50	.43	.38	.49	.42	.38	.47	.42	.38	.36
9.0	.48	.40	.35	.47	.40	.35	.46	.39	.35	.45	.39	.34	.44	.38	.34	.32
10.0	.44	.37	.32	.44	.37	.32	.43	.36	.32	.42	.36	.31	.41	.35	.31	.30



C Range: 0 - 360DEG
 C Interval: 22.5DEG
 Test Speed: HIGH
 Temperature: 25.2DEG
 Operators: Hill
 Test Date: 2017-08-07

γ Range: 0 - 180DEG
 γ Interval: 1.0DEG
 Test System: EVERFINE GO-R5000_V2 SYSTEM V2.0.351
 Humidity: 45%
 Test Distance: 2.447m [K=1.0000]
 Remarks:

WEC AND CCEC

Test:U:120.0V I:0.0872A P:10.32W PF:0.9865 Lamp Flux:990.123x1 lm		
NAME: ASD-LSR-1050-AP-W	TYPE:N/A	WEIGHT:N/A
SPEC.:N/A	DIM.: N/A	SERIAL No.:N/A
MFR.: ASD Lighting Corp	SUR.:N/A	Shielding Angle:N/A

ρcc	80%			70%			50%			30%			10%			0
ρw	50%	30%	10%	50%	30%	10%	50%	30%	10%	50%	30%	10%	50%	30%	10%	0
ρfc	20%			20%			20%			20%			20%			0
RCR	RCR:Room Cavity Ratio						Wall Exitance Coefficients(WEC)									
0.0																
1.0	.266	.151	.048	.258	.147	.047	.245	.140	.045	.232	.134	.043	.221	.128	.041	
2.0	.251	.138	.042	.245	.135	.042	.233	.130	.040	.222	.124	.039	.212	.120	.038	
3.0	.236	.125	.038	.230	.123	.037	.220	.119	.036	.210	.115	.035	.201	.111	.034	
4.0	.221	.115	.034	.216	.113	.033	.207	.110	.033	.198	.106	.032	.190	.103	.031	
5.0	.207	.105	.031	.203	.104	.030	.194	.101	.030	.187	.098	.029	.179	.096	.029	
6.0	.194	.097	.028	.190	.096	.028	.183	.094	.027	.176	.092	.027	.170	.089	.027	
7.0	.183	.090	.026	.179	.089	.025	.173	.087	.025	.166	.085	.025	.161	.083	.025	
8.0	.172	.084	.024	.169	.083	.024	.163	.081	.023	.157	.080	.023	.152	.078	.023	
9.0	.162	.079	.022	.160	.078	.022	.154	.076	.022	.149	.075	.021	.144	.073	.021	
10.0	.154	.074	.020	.151	.073	.020	.146	.072	.020	.142	.070	.020	.137	.069	.020	

ρcc	80%			70%			50%			30%			10%			0
ρw	50%	30%	10%	50%	30%	10%	50%	30%	10%	50%	30%	10%	50%	30%	10%	0
ρfc	20%			20%			20%			20%			20%			0
RCR	RCR:Room Cavity Ratio						Ceiling Cavity Exitance Coefficients(CCEC)									
0.0	.199	.199	.199	.170	.170	.170	.116	.116	.116	.067	.067	.067	.021	.021	.021	
1.0	.186	.165	.147	.159	.142	.126	.109	.098	.087	.063	.056	.051	.020	.018	.016	
2.0	.176	.141	.112	.150	.121	.097	.103	.084	.067	.059	.049	.039	.019	.016	.013	
3.0	.167	.123	.088	.143	.106	.076	.098	.074	.053	.057	.043	.032	.018	.014	.010	
4.0	.159	.109	.071	.136	.094	.062	.094	.066	.044	.054	.039	.026	.017	.013	.008	
5.0	.151	.098	.059	.130	.085	.052	.090	.060	.037	.052	.035	.022	.017	.011	.007	
6.0	.145	.090	.051	.124	.078	.044	.086	.055	.031	.050	.032	.019	.016	.010	.006	
7.0	.138	.083	.044	.119	.072	.039	.082	.050	.027	.048	.030	.016	.015	.010	.005	
8.0	.132	.077	.039	.114	.067	.034	.079	.047	.024	.046	.028	.014	.015	.009	.005	
9.0	.127	.072	.035	.109	.063	.031	.076	.044	.022	.044	.026	.013	.014	.009	.004	
10.0	.121	.068	.032	.105	.059	.028	.073	.042	.020	.042	.025	.012	.014	.008	.004	

C Range: 0 - 360DEG
 C Interval: 22.5DEG
 Test Speed: HIGH
 Temperature:25.2DEG
 Operators:Hill
 Test Date:2017-08-07

γ Range: 0 - 180DEG
 γ Interval: 1.0DEG
 Test System:EVERFINE GO-R5000_V2 SYSTEM V2.0.351
 Humidity:45%
 Test Distance:2.447m [K=1.0000]
 Remarks:

UGR(Unified Glare Rating) Table

Test:U:120.0V I:0.0872A P:10.32W PF:0.9865 Lamp Flux:990.123x1 lm		
NAME: ASD-LSR-1050-AP-W	TYPE:N/A	WEIGHT:N/A
SPEC.:N/A	DIM.: N/A	SERIAL No.:N/A
MFR.: ASD Lighting Corp	SUR.:N/A	Shielding Angle:N/A

ceiling/cavity	0.7	0.7	0.5	0.5	0.3	0.7	0.7	0.5	0.5	0.3
walls	0.5	0.3	0.5	0.3	0.3	0.5	0.3	0.5	0.3	0.3
working plane	0.2	0.2	0.2	0.2	0.2	0.2	0.2	0.2	0.2	0.2
Room dimensions	Viewed crosswise					Viewed endwise				
x = 2H y = 2H	35.5	36.8	35.8	37.1	37.3	40.8	42.1	41.0	42.3	42.5
3H	35.3	36.5	35.6	36.8	37.0	40.8	42.0	41.1	42.3	42.5
4H	35.2	36.4	35.5	36.6	36.9	40.8	42.0	41.2	42.3	42.5
6H	35.1	36.2	35.4	36.5	36.7	41.0	42.1	41.3	42.4	42.7
8H	35.0	36.1	35.4	36.4	36.7	41.1	42.1	41.4	42.4	42.7
12H	35.0	36.0	35.3	36.3	36.6	41.2	42.3	41.6	42.6	42.9
4H 2H	35.4	36.6	35.7	36.8	37.1	40.5	41.6	40.8	41.9	42.2
3H	35.2	36.2	35.6	36.5	36.9	40.5	41.5	40.9	41.8	42.2
4H	35.1	36.0	35.5	36.4	36.7	40.6	41.6	41.0	41.9	42.2
6H	35.0	35.8	35.4	36.2	36.6	40.9	41.7	41.3	42.0	42.4
8H	35.0	35.7	35.4	36.1	36.5	41.0	41.8	41.5	42.2	42.6
12H	34.9	35.6	35.4	36.0	36.4	41.3	42.0	41.7	42.4	42.8
8H 4H	35.0	35.8	35.5	36.2	36.6	40.5	41.2	40.9	41.6	42.0
6H	34.9	35.6	35.4	36.0	36.4	40.8	41.4	41.2	41.8	42.3
8H	34.9	35.5	35.4	35.9	36.4	41.0	41.5	41.4	42.0	42.4
12H	34.9	35.3	35.4	35.8	36.3	41.3	41.8	41.8	42.2	42.7
12H 4H	35.0	35.7	35.5	36.1	36.5	40.4	41.1	40.9	41.5	42.0
6H	34.9	35.5	35.4	35.9	36.4	40.7	41.3	41.2	41.7	42.2
8H	34.9	35.4	35.4	35.8	36.3	40.9	41.4	41.4	41.9	42.4
Variations with the observer position at spacings:										
S = 1.0H	+ 2.8 / -11.0					+ 1.0 / - 2.1				
1.5H	+ 3.6 / -10.4					+ 1.5 / - 2.9				
2.0H	+ 5.7 / - 4.5					+ 3.5 / - 5.8				

CIE Pub.117 Corrected 990.1 lm Total Lamp Luminous Flux. (8log(F/F0) = -0.0)

C Range: 0 - 360DEG
 C Interval: 22.5DEG
 Test Speed: HIGH
 Temperature:25.2DEG
 Operators:Hill
 Test Date:2017-08-07

γ Range: 0 - 180DEG
 γ Interval: 1.0DEG
 Test System:EVERFINE GO-R5000_V2 SYSTEM V2.0.351
 Humidity:45%
 Test Distance:2.447m [K=1.0000]
 Remarks:

UTILIZATION FACTORS TABLE

Test:U:120.0V I:0.0872A P:10.32W PF:0.9865 Lamp Flux:990.123x1 lm		
NAME: ASD-LSR-1050-AP-W	TYPE:N/A	WEIGHT:N/A
SPEC.:N/A	DIM.: N/A	SERIAL No.:N/A
MFR.: ASD Lighting Corp	SUR.:N/A	Shielding Angle:N/A

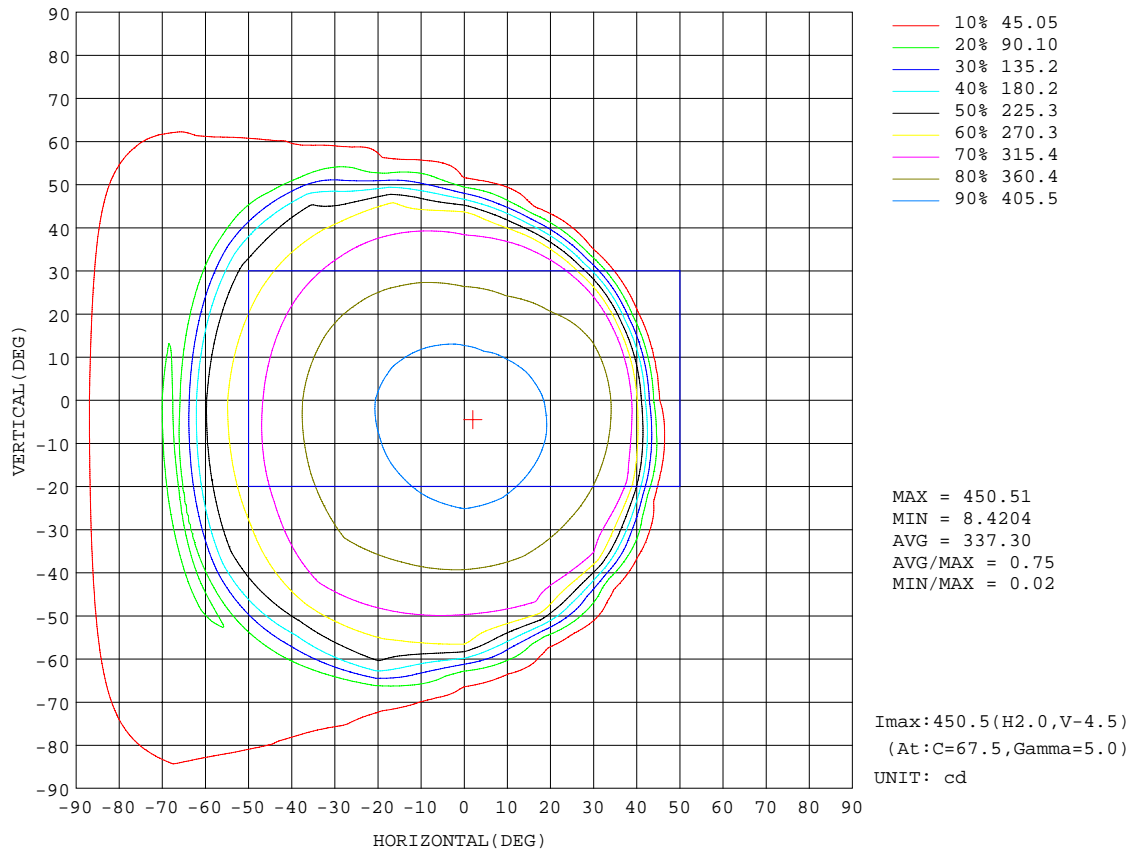
REFLECTANCE										
Ceiling	0.8	0.8	0.8	0.7	0.7	0.7	0.5	0.5	0.5	0
Walls	0.7	0.5	0.3	0.7	0.5	0.3	0.7	0.5	0.3	0
Working plane	0.2	0.2	0.2	0.2	0.2	0.2	0.2	0.2	0.2	0
ROOM INDEX	UTILIZATION FACTORS(PERCENT) $k(RI) \times RCR = 5$									
k = 0.60	64	54	47	63	53	47	62	53	47	41
0.80	74	64	58	73	64	57	72	63	57	51
1.00	82	73	67	81	72	66	79	73	66	60
1.25	89	80	74	88	79	74	85	78	73	66
1.50	93	85	79	92	84	79	89	82	78	71
2.00	99	92	87	97	91	86	94	89	84	77
2.50	102	96	90	100	94	90	97	92	88	80
3.00	105	99	94	103	98	93	99	95	91	83
4.00	108	103	99	106	101	98	102	98	95	86
5.00	110	106	102	108	104	101	103	100	97	88
ROOM INDEX	UF(total)									Direct
According to DIN EN 13032-2 2004			Suspended				SHRNOM = 1.25			

C Range: 0 - 360DEG
 C Interval: 22.5DEG
 Test Speed: HIGH
 Temperature:25.2DEG
 Operators:Hill
 Test Date:2017-08-07

γ Range: 0 - 180DEG
 γ Interval: 1.0DEG
 Test System:EVERFINE GO-R5000_V2 SYSTEM V2.0.351
 Humidity:45%
 Test Distance:2.447m [K=1.0000]
 Remarks:

ISOCANDELA DIAGRAM

Test:U:120.0V I:0.0872A P:10.32W PF:0.9865 Lamp Flux:990.123x1 lm		
NAME: ASD-LSR-1050-AP-W	TYPE:N/A	WEIGHT:N/A
SPEC.:N/A	DIM.: N/A	SERIAL No.:N/A
MFR.: ASD Lighting Corp	SUR.:N/A	Shielding Angle:N/A

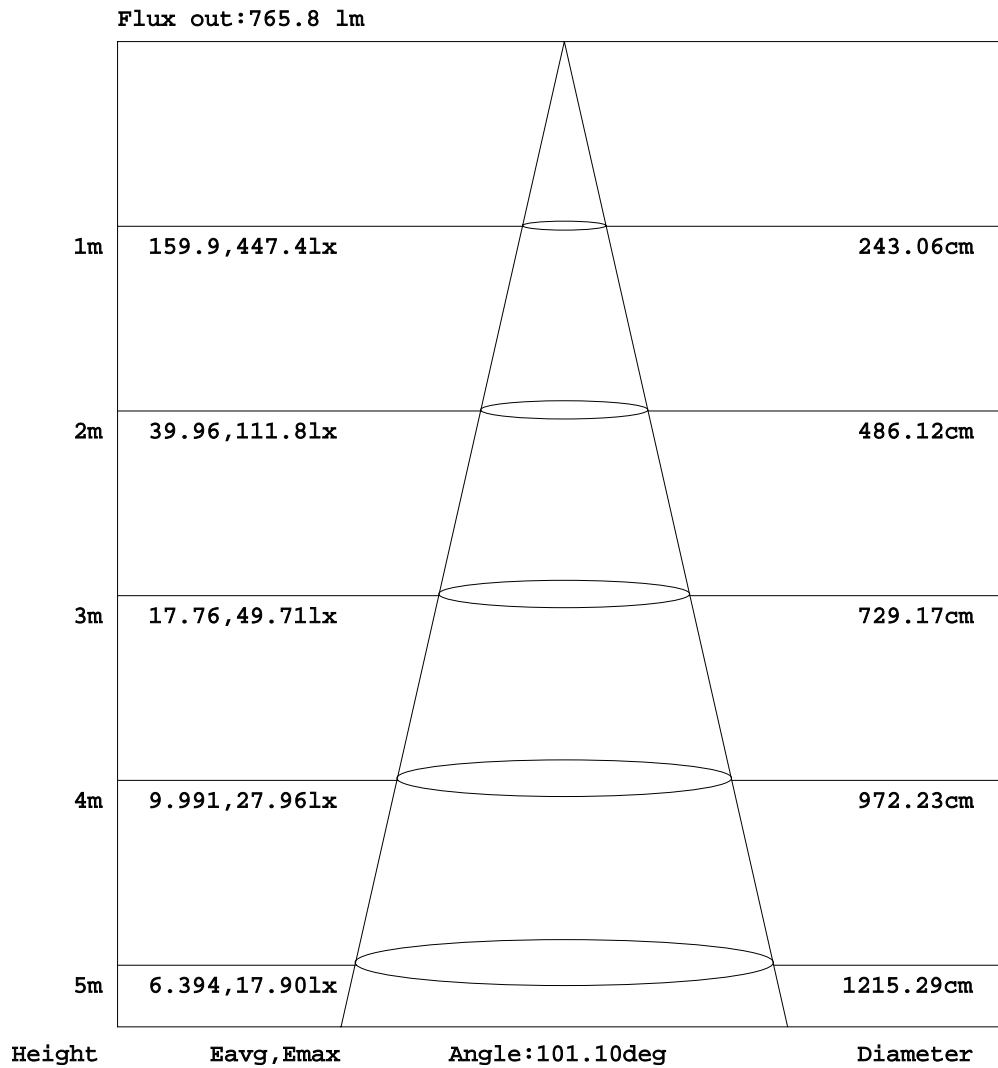


C Range: 0 - 360DEG
 C Interval: 22.5DEG
 Test Speed: HIGH
 Temperature: 25.2DEG
 Operators: Hill
 Test Date: 2017-08-07

γ Range: 0 - 180DEG
 γ Interval: 1.0DEG
 Test System: EVERFINE GO-R5000_V2 SYSTEM V2.0.351
 Humidity: 45%
 Test Distance: 2.447m [K=1.0000]
 Remarks:

AAI Figure

Test:U:120.0V I:0.0872A P:10.32W PF:0.9865 Lamp Flux:990.123x1 lm		
NAME: ASD-LSR-1050-AP-W	TYPE:N/A	WEIGHT:N/A
SPEC.:N/A	DIM.: N/A	SERIAL No.:N/A
MFR.: ASD Lighting Corp	SUR.:N/A	Shielding Angle:N/A



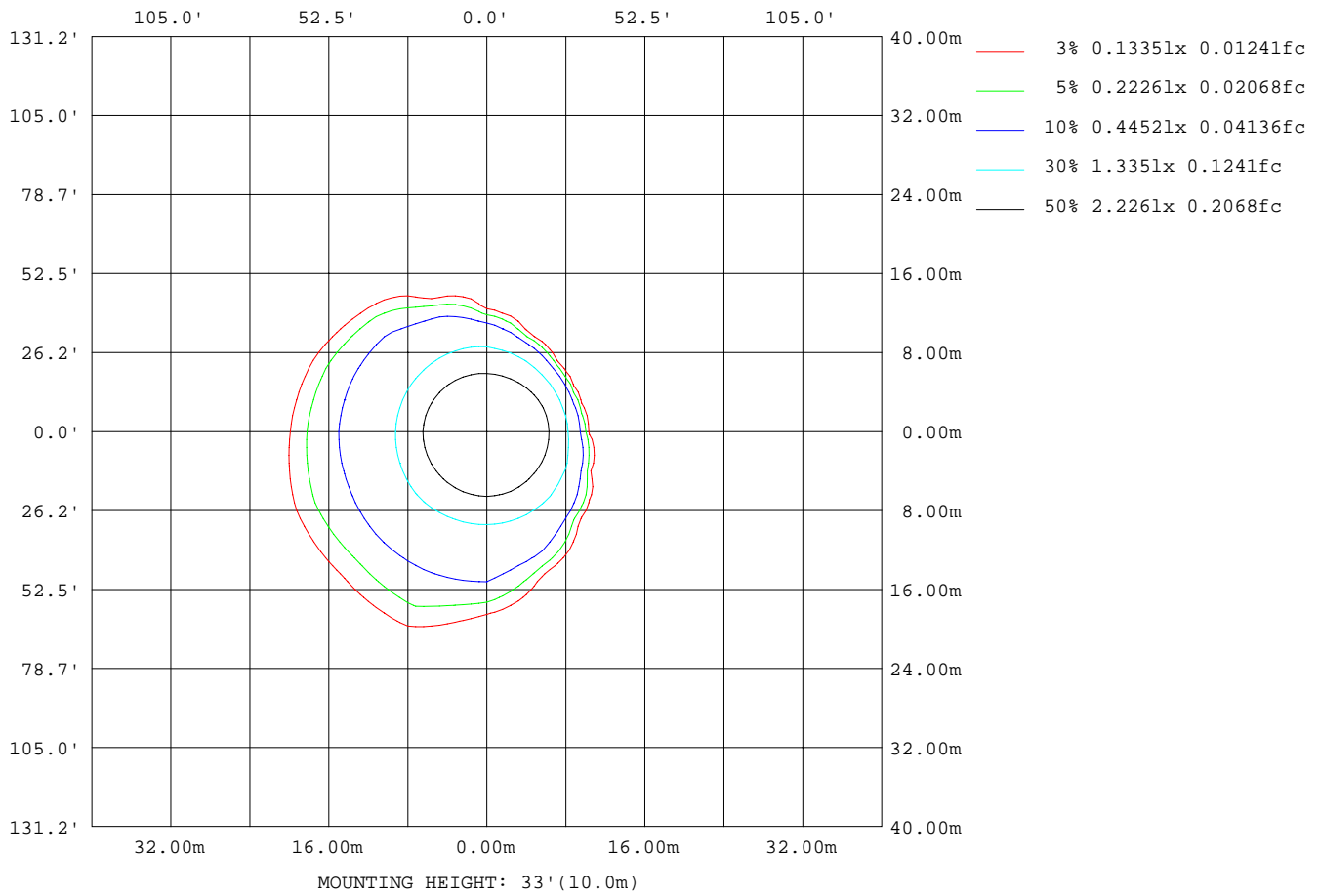
Note:The Curves indicate the illuminated area and the average illumination when the luminaire is at different distance.

C Range: 0 - 360DEG
 C Interval: 22.5DEG
 Test Speed: HIGH
 Temperature:25.2DEG
 Operators:Hill
 Test Date:2017-08-07

γ Range: 0 - 180DEG
 γ Interval: 1.0DEG
 Test System:EVERFINE GO-R5000_V2 SYSTEM V2.0.351
 Humidity:45%
 Test Distance:2.447m [K=1.0000]
 Remarks:

ISOLUX DIAGRAM

Test:U:120.0V I:0.0872A P:10.32W PF:0.9865 Lamp Flux:990.123x1 lm		
NAME: ASD-LSR-1050-AP-W	TYPE:N/A	WEIGHT:N/A
SPEC.:N/A	DIM.: N/A	SERIAL No.:N/A
MFR.: ASD Lighting Corp	SUR.:N/A	Shielding Angle:N/A



C Range: 0 - 360DEG
 C Interval: 22.5DEG
 Test Speed: HIGH
 Temperature:25.2DEG
 Operators:Hill
 Test Date:2017-08-07

γ Range: 0 - 180DEG
 γ Interval: 1.0DEG
 Test System:EVERFINE GO-R5000_V2 SYSTEM V2.0.351
 Humidity:45%
 Test Distance:2.447m [K=1.0000]
 Remarks:

LED Avg.L Report

Test:U:120.0V I:0.0872A P:10.32W PF:0.9865 Lamp Flux:990.123x1 lm		
NAME: ASD-LSR-1050-AP-W	TYPE:N/A	WEIGHT:N/A
SPEC.:N/A	DIM.: N/A	SERIAL No.:N/A
MFR.: ASD Lighting Corp	SUR.:N/A	Shielding Angle:N/A

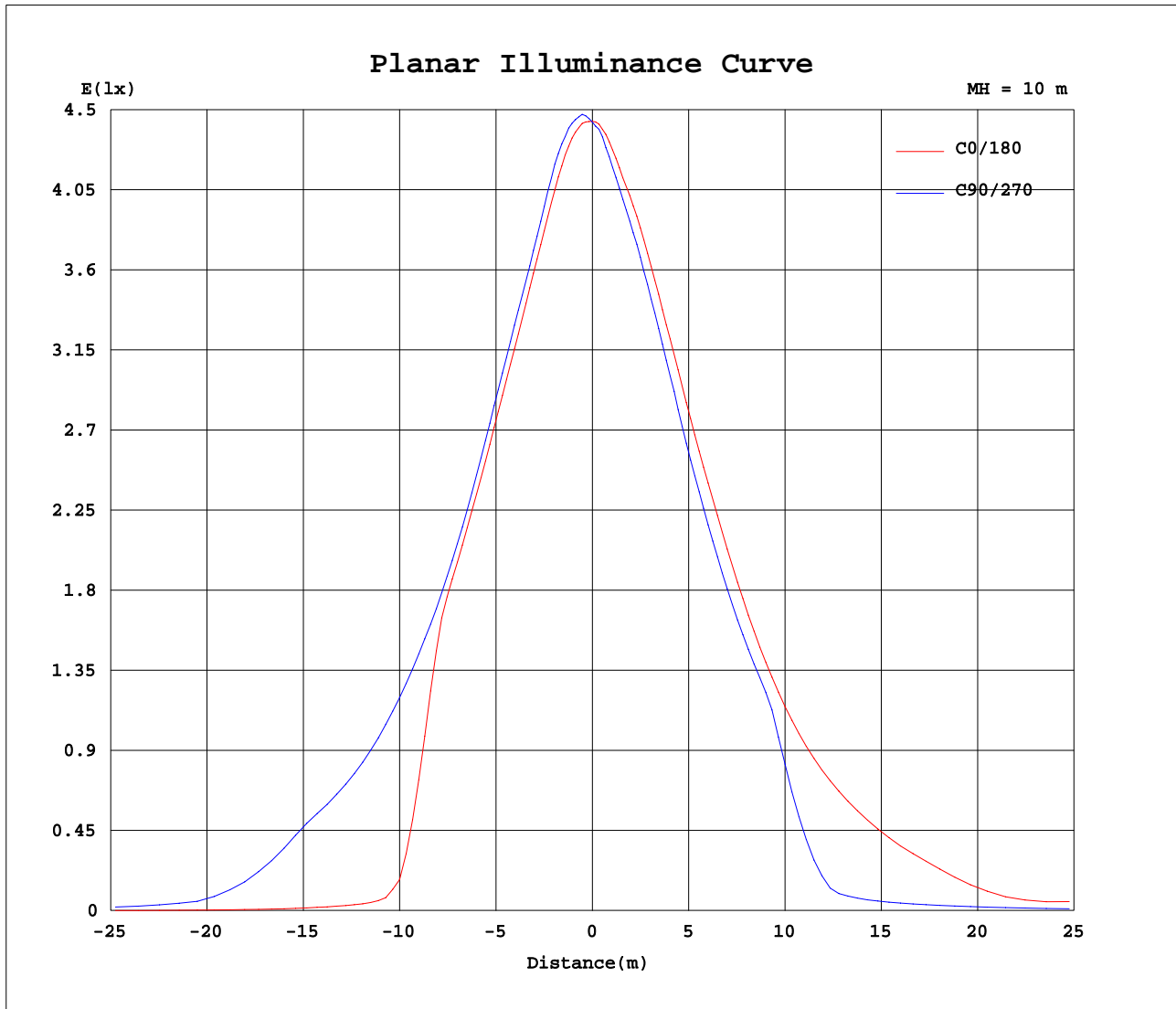
AvgL	cd/m2
L_0~180(65)av	1243526
L_0~180(75)av	1189749
L_0~180(85)av	2743346
L_90~270(65)av	908214
L_90~270(75)av	777096
L_90~270(85)av	1077923
L_45(65)av	1253926
L_45(75)av	937443
L_45(85)av	1929485

Standard: GB/T 29293-2012

C Range: 0 - 360DEG
 C Interval: 22.5DEG
 Test Speed: HIGH
 Temperature:25.2DEG
 Operators:Hill
 Test Date:2017-08-07

γ Range: 0 - 180DEG
 γ Interval: 1.0DEG
 Test System:EVERFINE GO-R5000_V2 SYSTEM V2.0.351
 Humidity:45%
 Test Distance:2.447m [K=1.0000]
 Remarks:

Planar Illuminance Curve



C Range: 0 - 360DEG
 C Interval: 22.5DEG
 Test Speed: HIGH
 Temperature: 25.2DEG
 Operators: Hill
 Test Date: 2017-08-07

γ Range: 0 - 180DEG
 γ Interval: 1.0DEG
 Test System: EVERFINE GO-R5000_V2 SYSTEM V2.0.351
 Humidity: 45%
 Test Distance: 2.447m [K=1.0000]
 Remarks:

LUMINOUS DISTRIBUTION INTENSITY DATA

Test:U:120.0V I:0.0872A P:10.32W PF:0.9865 Lamp Flux:990.123x1 lm		
NAME: ASD-LSR-1050-AP-W	TYPE:N/A	WEIGHT:N/A
SPEC.:N/A	DIM.: N/A	SERIAL No.:N/A
MFR.: ASD Lighting Corp	SUR.:N/A	Shielding Angle:N/A

Table--1

UNIT: cd

C(DEG)\ γ (DEG)	0	22.5	45	67.5	90	112.5	135	157.5	180	202.5	225	247.5	270	292.5	315	337.5			
0	443	443	443	443	443	443	443	443	443	443	443	443	443	443	443	443			
5	442	445	448	450	450	448	445	440	437	432	429	427	428	430	434	438			
10	431	438	443	445	445	441	435	430	425	421	417	413	412	413	417	424			
15	415	422	428	432	430	427	424	420	418	412	407	402	399	398	401	409			
20	401	407	411	415	417	414	412	410	406	401	394	388	383	381	385	394			
25	388	393	396	403	406	403	400	398	395	388	381	373	365	364	370	381			
30	374	378	382	388	392	390	386	385	383	375	366	357	348	347	356	369			
35	356	360	365	371	375	375	375	373	369	361	350	340	329	328	339	351			
40	274	336	344	354	358	360	364	358	349	341	330	320	308	284	232	230			
45	49.3	175	316	333	338	343	351	337	324	314	303	295	233	109	39.8	31.0			
50	14.4	30.8	141	306	314	321	329	308	297	284	266	225	73.7	26.8	17.4	13.9			
55	9.57	14.0	26.7	154	289	289	291	274	269	251	226	83.6	32.2	20.2	12.7	9.35			
60	5.74	9.85	18.0	41.1	175	250	233	237	222	186	111	40.5	26.6	15.8	8.61	5.55			
65	2.55	6.20	14.0	26.3	54.7	170	144	148	103	79.7	49.0	34.3	22.1	11.4	4.54	2.12			
70	0.02	2.11	10.1	21.8	35.9	56.2	68.9	98.8	90.4	56.0	41.7	29.2	16.2	5.53	0.03	0.01			
75	0.03	0.02	4.87	16.7	30.3	44.0	55.6	65.6	61.6	48.4	36.5	23.4	9.92	0.03	0.01	0.02			
80	0.04	0.03	0.03	11.0	25.1	38.3	48.1	55.1	53.5	43.6	31.5	17.1	3.16	0.01	0.02	0.02			
85	0.05	0.04	0.02	4.50	18.8	32.5	42.8	49.0	47.8	37.5	24.4	9.85	0.01	0.02	0.03	0.03			
90	0.06	0.05	0.03	0.02	11.9	25.5	35.7	41.4	39.6	29.4	16.5	2.03	0.02	0.03	0.04	0.04			
95	0.08	0.06	0.04	0.02	3.67	17.4	27.0	32.0	30.0	20.2	8.04	0.02	0.03	0.04	0.05	0.05			
100	0.11	0.08	0.06	0.03	0.01	6.65	14.1	17.5	16.3	9.26	0.46	0.02	0.04	0.05	0.07	0.07			
105	0.13	0.11	0.08	0.04	0.02	0.01	0.01	0.00	0.00	0.05	0.01	0.03	0.05	0.07	0.09	0.09			
110	0.15	0.13	0.10	0.06	0.03	0.01	0.01	0.00	0.00	0.01	0.02	0.04	0.07	0.09	0.11	0.11			
115	0.16	0.14	0.12	0.08	0.05	0.03	0.02	0.02	0.02	0.02	0.04	0.06	0.08	0.11	0.13	0.13			
120	0.17	0.16	0.13	0.11	0.07	0.05	0.04	0.04	0.03	0.04	0.06	0.08	0.11	0.13	0.15	0.16			
125	0.19	0.18	0.16	0.13	0.11	0.09	0.07	0.07	0.05	0.06	0.08	0.10	0.14	0.16	0.18	0.19			
130	0.23	0.21	0.19	0.17	0.15	0.13	0.12	0.12	0.08	0.09	0.10	0.13	0.17	0.20	0.22	0.22			
135	0.28	0.26	0.24	0.22	0.20	0.19	0.18	0.18	0.12	0.12	0.14	0.17	0.21	0.25	0.26	0.26			
140	0.35	0.33	0.31	0.29	0.27	0.26	0.26	0.26	0.16	0.17	0.19	0.22	0.26	0.29	0.30	0.29			
145	0.45	0.43	0.41	0.39	0.37	0.36	0.36	0.37	0.21	0.22	0.24	0.26	0.30	0.32	0.32	0.32			
150	0.55	0.52	0.50	0.48	0.47	0.47	0.47	0.48	0.27	0.27	0.28	0.30	0.32	0.33	0.34	0.34			
155	0.62	0.60	0.58	0.57	0.56	0.56	0.56	0.58	0.34	0.34	0.34	0.35	0.35	0.36	0.37	0.38			
160	0.68	0.66	0.65	0.64	0.63	0.64	0.65	0.66	0.38	0.38	0.37	0.37	0.38	0.38	0.39	0.40			
165	0.67	0.66	0.65	0.65	0.65	0.65	0.66	0.67	0.40	0.40	0.39	0.39	0.39	0.40	0.41	0.42			
170	0.64	0.63	0.62	0.62	0.62	0.63	0.63	0.64	0.42	0.42	0.41	0.41	0.41	0.41	0.42	0.42			
175	0.61	0.60	0.60	0.59	0.59	0.60	0.61	0.62	0.47	0.47	0.46	0.45	0.45	0.46	0.46	0.47			
180	0.55	0.55	0.54	0.53	0.54	0.54	0.55	0.55	0.55	0.55	0.55	0.54	0.54	0.54	0.54	0.55			

C Range: 0 - 360DEG
 C Interval: 22.5DEG
 Test Speed: HIGH
 Temperature:25.2DEG
 Operators:Hill
 Test Date:2017-08-07

γ Range: 0 - 180DEG
 γ Interval: 1.0DEG
 Test System:EVERFINE GO-R5000_V2 SYSTEM V2.0.351
 Humidity:45%
 Test Distance:2.447m [K=1.0000]
 Remarks: