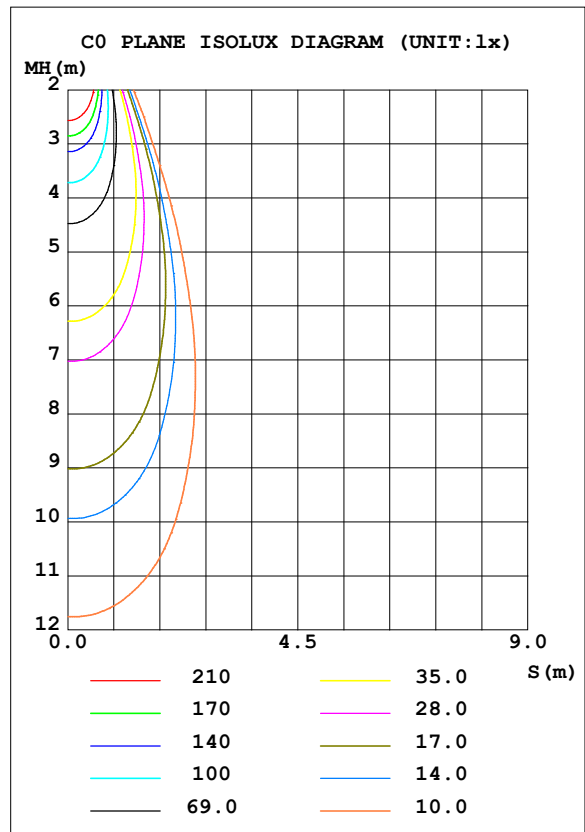
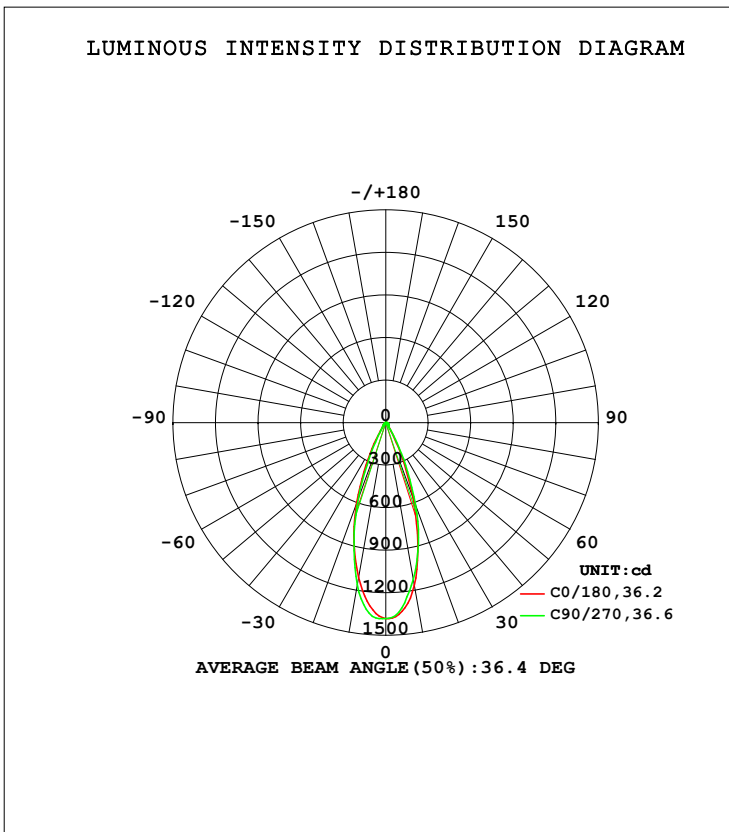


LUMINAIRE PHOTOMETRIC TEST REPORT

Test:U:119.99V I:0.0965A P:7.9280W PF:0.9375 Freq:59.98Hz Lamp Flux:615.272x1 lm		
NAME: ASD-CD-PS-2D8AC-WH	TYPE:	WEIGHT:
SPEC.:5000K 90	DIM.:	SERIAL No.:
MFR.: ASD Lighting Corp	SUR.:	Shielding Angle:

DATA OF LAMP		PHOTOMETRIC DATA Eff: 77.61 lm/W			
MODEL		I _{max} (cd)	1383	S/MH (C0/180)	0.59
NOMINAL POWER (W)	8	LOR (%)	100.0	S/MH (C90/270)	0.58
RATED VOLTAGE (V)	120	TOTAL FLUX (lm)	615.27	<input type="checkbox"/> UP, DN (C0-180)	0.0, 49.1
NOMINAL FLUX (lm)	615.272	CIE CLASS	DIRECT	<input type="checkbox"/> UP, DN (C180-360)	0.0, 50.9
LAMPS INSIDE	1	<input type="checkbox"/> up (%)	0.0	CIBSE SHR NOM	0.50
TEST VOLTAGE (V)	120	<input type="checkbox"/> down (%)	100.0	CIBSE SHR MAX	0.65



C Range: 0 - 360DEG
 C Interval: 22.5DEG
 Test Speed: HIGH
 Temperature: 25.3DEG
 Operators:
 Test Date: 2021-11-26

Range: 0 - 90DEG
 Interval: 1.0DEG
 Test System: EVERFINE GO-SPEX500_V1 SYSTEM V2.00.421
 Humidity: 65.0%
 Test Distance: 3.080m [K=1.0000]
 Remarks:

ZONAL FLUX DIAGRAM

ZONAL FLUX DIAGRAM:

mm	C0	C45	C90	C135	C180	C225	C270	C315	mm	□ zone	□ total	%lum, lamp
10	1165	1162	1122	1119	1108	1145	1161	1171	0- 10	120.5	120.5	19.6,19.6
20	561.3	626.2	618.7	570.4	601.1	619.5	566.2	703.0	10- 20	242.4	362.9	59,59
30	110.8	189.1	137.0	150.0	141.0	188.8	103.8	209.3	20- 30	156.8	519.7	84.5,84.5
40	31.62	38.47	30.15	35.09	31.41	39.61	30.94	41.35	30- 40	41.80	561.5	91.3,91.3
50	19.64	21.52	19.25	21.50	19.72	21.79	19.85	21.79	40- 50	20.34	581.8	94.6,94.6
60	14.05	13.08	13.80	13.15	14.06	13.20	13.97	13.23	50- 60	15.04	596.9	97,97
70	8.461	8.214	8.350	8.208	8.381	8.134	8.233	8.155	60- 70	10.96	607.9	98.8,98.8
80	3.532	3.495	3.404	3.439	3.438	3.335	3.339	3.369	70- 80	6.135	614.0	99.8,99.8
90	0.0307	0.0200	0.0237	0.0170	0.0340	0.0290	0.0317	0.0304	80- 90	1.283	615.3	100,100
100									90-100			
110									100-110			
120									110-120			
130									120-130			
140									130-140			
150									140-150			
160									150-160			
170									160-170			
180									170-180			
DEG	LUMINOUS INTENSITY:cd									UNIT:lm		

C Range: 0 - 360DEG
 C Interval: 22.5DEG
 Test Speed: HIGH
 Temperature:25.3DEG
 Operators:
 Test Date:2021-11-26

□ Range: 0 - 90DEG
 □ Interval: 1.0DEG
 Test System:EVERFINE GO-SPEX500_V1 SYSTEM V2.00.421
 Humidity:65.0%
 Test Distance:3.080m [K=1.0000]
 Remarks:

LUMINANCE LIMITATION CURVES

Test:U:119.99V I:0.0965A P:7.9280W PF:0.9375 Freq:59.98Hz Lamp Flux:615.272x1 lm		
NAME: ASD-CD-PS-2D8AC-WH	TYPE:	WEIGHT:
SPEC.:5000K 90	DIM.:	SERIAL No.:
MFR.: ASD Lighting Corp	SUR.:	Shielding Angle:



LUMINANCE cd/(m2)		
G (DEG)	C0/180	C90/270
85	110	10
80	183	176
75	204	201
70	223	220
65	239	236
60	253	248
55	252	248
50	275	270
45	314	309

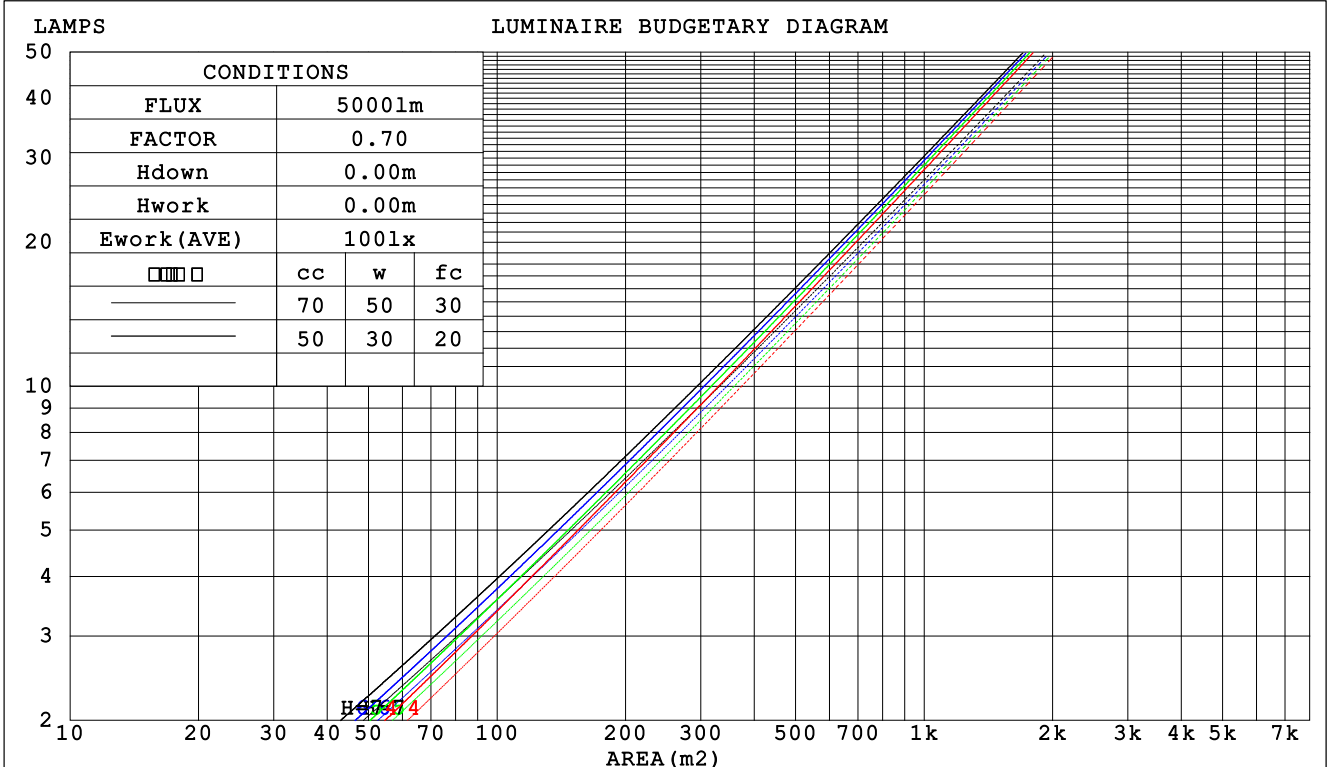
C Range: 0 - 360DEG
 C Interval: 22.5DEG
 Test Speed: HIGH
 Temperature:25.3DEG
 Operators:
 Test Date:2021-11-26

Range: 0 - 90DEG
 Interval: 1.0DEG
 Test System:EVERFINE GO-SPEX500_V1 SYSTEM V2.00.421
 Humidity:65.0%
 Test Distance:3.080m [K=1.0000]
 Remarks:

CU AND LUMINAIRE BUDGETARY ESTIMATE DIAGRAM

Test:U:119.99V I:0.0965A P:7.9280W PF:0.9375 Freq:59.98Hz Lamp Flux:615.272x1 lm		
NAME: ASD-CD-PS-2D8AC-WH	TYPE:	WEIGHT:
SPEC.:5000K 90	DIM.:	SERIAL No.:
MFR.: ASD Lighting Corp	SUR.:	Shielding Angle:

□cc	80%			70%			50%			30%			10%			0
□w	50%	30%	10%	50%	30%	10%	50%	30%	10%	50%	30%	10%	50%	30%	10%	0
□fc	20%			20%			20%			20%			20%			0
RCR	RCR:Room Cavity Ratio						Coefficients of Utilization(CU)									
0.0	1.19	1.19	1.19	1.16	1.16	1.16	1.11	1.11	1.11	1.06	1.06	1.06	1.02	1.02	1.02	.00
1.0	1.11	1.09	1.07	1.09	1.07	1.05	1.05	1.03	1.02	1.01	.00	.99	.98	.97	.96	.94
2.0	1.04	1.00	.97	1.02	.99	.96	.99	.96	.94	.96	.94	.92	.94	.92	.90	.88
3.0	.98	.93	.90	.97	.92	.89	.94	.91	.88	.92	.89	.86	.90	.87	.85	.84
4.0	.93	.88	.84	.92	.87	.83	.90	.86	.82	.88	.84	.81	.86	.83	.81	.79
5.0	.88	.83	.79	.87	.82	.79	.85	.81	.78	.84	.80	.77	.82	.79	.77	.75
6.0	.84	.78	.75	.83	.78	.74	.82	.77	.74	.80	.76	.73	.79	.76	.73	.72
7.0	.80	.75	.71	.79	.74	.71	.78	.74	.70	.77	.73	.70	.76	.72	.70	.68
8.0	.76	.71	.68	.76	.71	.67	.75	.70	.67	.74	.70	.67	.73	.69	.67	.65
9.0	.73	.68	.65	.73	.68	.64	.72	.67	.64	.71	.67	.64	.70	.67	.64	.63
10.0	.70	.65	.62	.70	.65	.62	.69	.65	.62	.68	.64	.61	.68	.64	.61	.60



C Range: 0 - 360DEG
 C Interval: 22.5DEG
 Test Speed: HIGH
 Temperature:25.3DEG
 Operators:
 Test Date:2021-11-26

□ Range: 0 - 90DEG
 □ Interval: 1.0DEG
 Test System:EVERFINE GO-SPEX500_V1 SYSTEM V2.00.421
 Humidity:65.0%
 Test Distance:3.080m [K=1.0000]
 Remarks:

WEC AND CCEC

Test:U:119.99V I:0.0965A P:7.9280W PF:0.9375 Freq:59.98Hz Lamp Flux:615.272x1 lm		
NAME: ASD-CD-PS-2D8AC-WH	TYPE:	WEIGHT:
SPEC.:5000K 90	DIM.:	SERIAL No.:
MFR.: ASD Lighting Corp	SUR.:	Shielding Angle:

<input type="checkbox"/> cc	80%	70%	50%	30%	10%	0
<input type="checkbox"/> w	50% 30% 10%	50% 30% 10%	50% 30% 10%	50% 30% 10%	50% 30% 10%	0
<input type="checkbox"/> fc	20%	20%	20%	20%	20%	0
RCR	RCR:Room Cavity Ratio		Wall Exitance Coefficients (WEC)			
0.0						
1.0	.171 .097 .031	.164 .093 .030	.151 .087 .028	.140 .081 .026	.129 .075 .024	
2.0	.160 .088 .027	.155 .085 .026	.144 .080 .025	.134 .075 .024	.126 .071 .022	
3.0	.150 .080 .024	.145 .078 .023	.137 .074 .022	.128 .070 .022	.121 .067 .021	
4.0	.141 .073 .022	.137 .072 .021	.129 .069 .021	.122 .066 .020	.116 .063 .019	
5.0	.133 .068 .020	.130 .067 .019	.123 .064 .019	.117 .062 .018	.111 .059 .018	
6.0	.126 .063 .018	.123 .062 .018	.117 .060 .017	.112 .058 .017	.107 .056 .017	
7.0	.119 .059 .017	.117 .058 .017	.112 .057 .016	.107 .055 .016	.103 .053 .016	
8.0	.114 .056 .016	.111 .055 .016	.107 .053 .015	.103 .052 .015	.099 .051 .015	
9.0	.109 .053 .015	.106 .052 .015	.102 .051 .014	.099 .049 .014	.095 .048 .014	
10.0	.104 .050 .014	.102 .049 .014	.098 .048 .014	.095 .047 .013	.092 .046 .013	

<input type="checkbox"/> cc	80%	70%	50%	30%	10%	0
<input type="checkbox"/> w	50% 30% 10%	50% 30% 10%	50% 30% 10%	50% 30% 10%	50% 30% 10%	0
<input type="checkbox"/> fc	20%	20%	20%	20%	20%	0
RCR	RCR:Room Cavity Ratio		Ceiling Cavity Exitance Coefficients (CCEC)			
0.0	.190 .190 .190	.163 .163 .163	.111 .111 .111	.064 .064 .064	.020 .020 .020	
1.0	.171 .157 .145	.146 .135 .125	.100 .093 .087	.057 .054 .050	.018 .017 .016	
2.0	.155 .133 .114	.133 .114 .098	.091 .079 .069	.052 .046 .040	.017 .015 .013	
3.0	.141 .113 .091	.121 .098 .079	.083 .068 .055	.048 .040 .033	.015 .013 .011	
4.0	.130 .099 .074	.112 .085 .065	.077 .059 .046	.044 .035 .027	.014 .011 .009	
5.0	.121 .087 .062	.104 .075 .054	.071 .052 .038	.041 .031 .022	.013 .010 .007	
6.0	.113 .077 .052	.097 .067 .045	.067 .047 .032	.039 .028 .019	.012 .009 .006	
7.0	.105 .069 .044	.091 .060 .038	.063 .042 .027	.036 .025 .016	.012 .008 .005	
8.0	.099 .063 .038	.085 .055 .033	.059 .038 .023	.034 .023 .014	.011 .007 .005	
9.0	.094 .057 .033	.081 .050 .029	.056 .035 .020	.033 .021 .012	.011 .007 .004	
10.0	.089 .053 .029	.077 .046 .025	.053 .032 .018	.031 .019 .011	.010 .006 .004	

C Range: 0 - 360DEG
 C Interval: 22.5DEG
 Test Speed: HIGH
 Temperature:25.3DEG
 Operators:
 Test Date:2021-11-26

Range: 0 - 90DEG
 Interval: 1.0DEG
 Test System:EVERFINE GO-SPEX500_V1 SYSTEM V2.00.421
 Humidity:65.0%
 Test Distance:3.080m [K=1.0000]
 Remarks:

UGR(Unified Glare Rating) Table

Test:U:119.99V I:0.0965A P:7.9280W PF:0.9375 Freq:59.98Hz Lamp Flux:615.272x1 lm										
NAME: ASD-CD-PS-2D8AC-WH					TYPE:			WEIGHT:		
SPEC.:5000K 90					DIM.:			SERIAL No.:		
MFR.: ASD Lighting Corp					SUR.:			Shielding Angle:		
ceiling/cavity	0.7	0.7	0.5	0.5	0.3	0.7	0.7	0.5	0.5	0.3
walls	0.5	0.3	0.5	0.3	0.3	0.5	0.3	0.5	0.3	0.3
working plane	0.2	0.2	0.2	0.2	0.2	0.2	0.2	0.2	0.2	0.2
Room dimensions	Viewed crosswise					Viewed endwise				
x = 2H y = 2H	4.3	5.2	4.6	5.3	5.5	4.3	5.1	4.5	5.3	5.4
3H	5.5	6.3	5.8	6.5	6.7	5.4	6.2	5.7	6.4	6.6
4H	6.0	6.8	6.3	7.0	7.2	5.9	6.7	6.2	6.9	7.1
6H	6.4	7.1	6.7	7.3	7.6	6.3	7.0	6.6	7.2	7.5
8H	6.5	7.1	6.8	7.4	7.6	6.3	7.0	6.6	7.3	7.5
12H	6.5	7.1	6.8	7.4	7.7	6.3	7.0	6.6	7.2	7.5
4H 2H	4.8	5.5	5.0	5.7	6.0	4.7	5.4	5.0	5.7	5.9
3H	6.2	6.8	6.5	7.1	7.4	6.1	6.7	6.4	7.0	7.3
4H	6.8	7.4	7.1	7.7	8.0	6.7	7.3	7.0	7.6	7.9
6H	7.3	7.8	7.6	8.1	8.5	7.2	7.7	7.6	8.0	8.4
8H	7.4	7.9	7.8	8.2	8.6	7.3	7.8	7.7	8.1	8.5
12H	7.4	7.9	7.8	8.2	8.6	7.2	7.7	7.6	8.0	8.4
8H 4H	7.0	7.5	7.4	7.8	8.2	6.9	7.4	7.3	7.8	8.1
6H	7.6	8.0	8.0	8.4	8.8	7.5	7.9	7.9	8.3	8.7
8H	7.8	8.1	8.2	8.6	9.0	7.6	8.0	8.1	8.4	8.8
12H	7.9	8.2	8.3	8.6	9.1	7.6	7.9	8.1	8.4	8.8
12H 4H	7.0	7.4	7.4	7.8	8.2	6.9	7.4	7.3	7.7	8.1
6H	7.6	8.0	8.1	8.4	8.8	7.5	7.9	8.0	8.3	8.8
8H	7.8	8.1	8.3	8.6	9.1	7.7	8.0	8.1	8.4	8.9
Variations with the observer position at spacings:										
S = 1.0H	+ 0.3 / - 0.4					+ 0.3 / - 0.4				
1.5H	+ 0.2 / - 0.4					+ 0.2 / - 0.4				
2.0H	+ 0.3 / - 0.3					+ 0.3 / - 0.3				

CIE Pub.117, 615.3 lm Total Lamp Luminous Flux Correct (8log(F/F0) = -1.7)
 Area: 0.111111 m2

C Range: 0 - 360DEG
 C Interval: 22.5DEG
 Test Speed: HIGH
 Temperature:25.3DEG
 Operators:
 Test Date:2021-11-26

Range: 0 - 90DEG
 Interval: 1.0DEG
 Test System:EVERFINE GO-SPEX500_V1 SYSTEM V2.00.421
 Humidity:65.0%
 Test Distance:3.080m [K=1.0000]
 Remarks:

UTILIZATION FACTORS TABLE

Test:U:119.99V I:0.0965A P:7.9280W PF:0.9375 Freq:59.98Hz Lamp Flux:615.272x1 lm		
NAME: ASD-CD-PS-2D8AC-WH	TYPE:	WEIGHT:
SPEC.:5000K 90	DIM.:	SERIAL No.:
MFR.: ASD Lighting Corp	SUR.:	Shielding Angle:

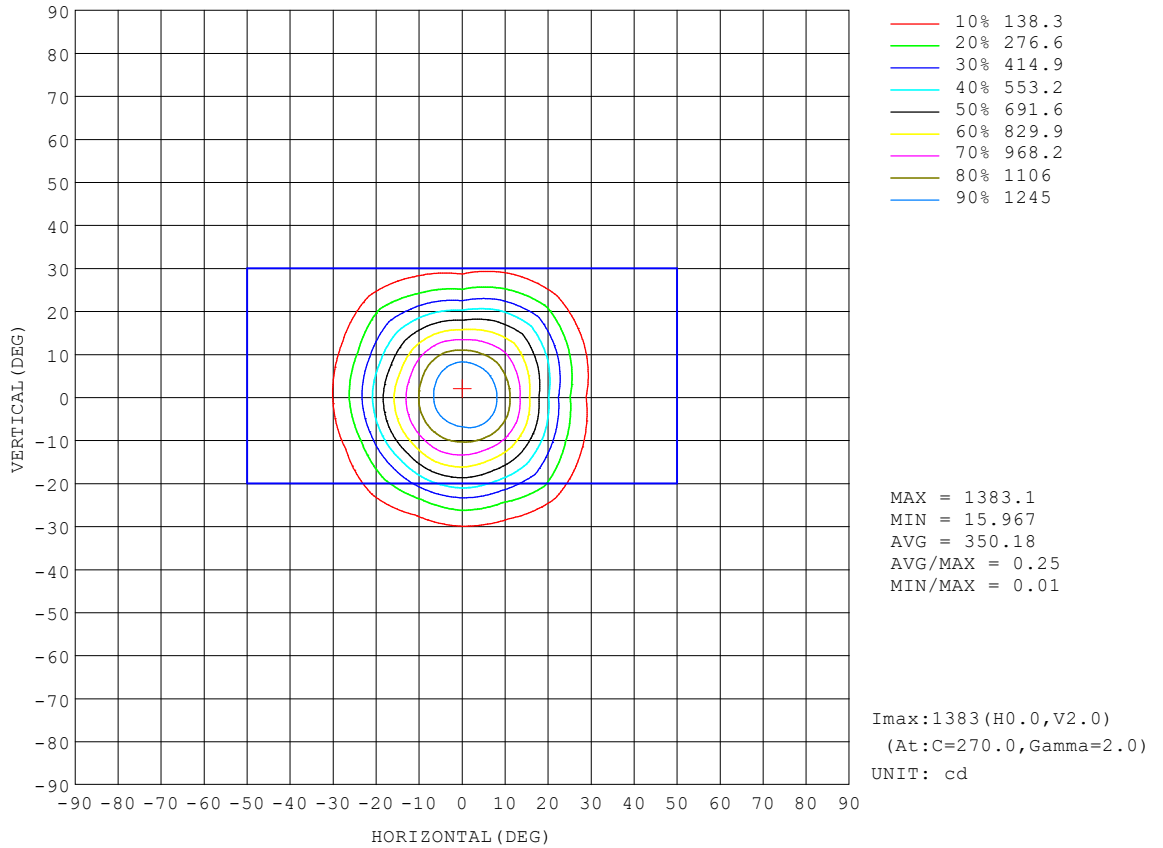
REFLECTANCE										
Ceiling	0.8	0.8	0.8	0.7	0.7	0.7	0.5	0.5	0.5	0
Walls	0.7	0.5	0.3	0.7	0.5	0.3	0.7	0.5	0.3	0
Working plane	0.2	0.2	0.2	0.2	0.2	0.2	0.2	0.2	0.2	0
ROOM INDEX	UTILIZATION FACTORS (PERCENT) $k(RI) \times RCR = 5$									
k = 0.60	86	80	76	86	79	76	85	79	76	72
0.80	94	87	84	93	87	83	92	87	83	79
1.00	98	92	88	97	92	88	96	92	88	83
1.25	102	97	93	101	96	93	99	95	92	87
1.50	105	100	96	104	99	96	101	98	95	90
2.00	108	103	100	106	102	99	104	100	98	92
2.50	110	106	102	108	104	101	105	102	100	94
3.00	111	108	105	109	106	104	106	103	101	95
4.00	113	110	108	111	109	107	108	106	104	97
5.00	115	112	110	113	111	109	109	107	106	98
ROOM INDEX	UF(total)									Direct
According to DIN EN 13032-2 2004			Suspended				SHRNOM = 1.25			

C Range: 0 - 360DEG
 C Interval: 22.5DEG
 Test Speed: HIGH
 Temperature:25.3DEG
 Operators:
 Test Date:2021-11-26

Range: 0 - 90DEG
 Interval: 1.0DEG
 Test System:EVERFINE GO-SPEX500_V1 SYSTEM V2.00.421
 Humidity:65.0%
 Test Distance:3.080m [K=1.0000]
 Remarks:

ISOCANDELA DIAGRAM

Test:U:119.99V I:0.0965A P:7.9280W PF:0.9375 Freq:59.98Hz Lamp Flux:615.272x1 lm		
NAME: ASD-CD-PS-2D8AC-WH	TYPE:	WEIGHT:
SPEC.:5000K 90	DIM.:	SERIAL No.:
MFR.: ASD Lighting Corp	SUR.:	Shielding Angle:

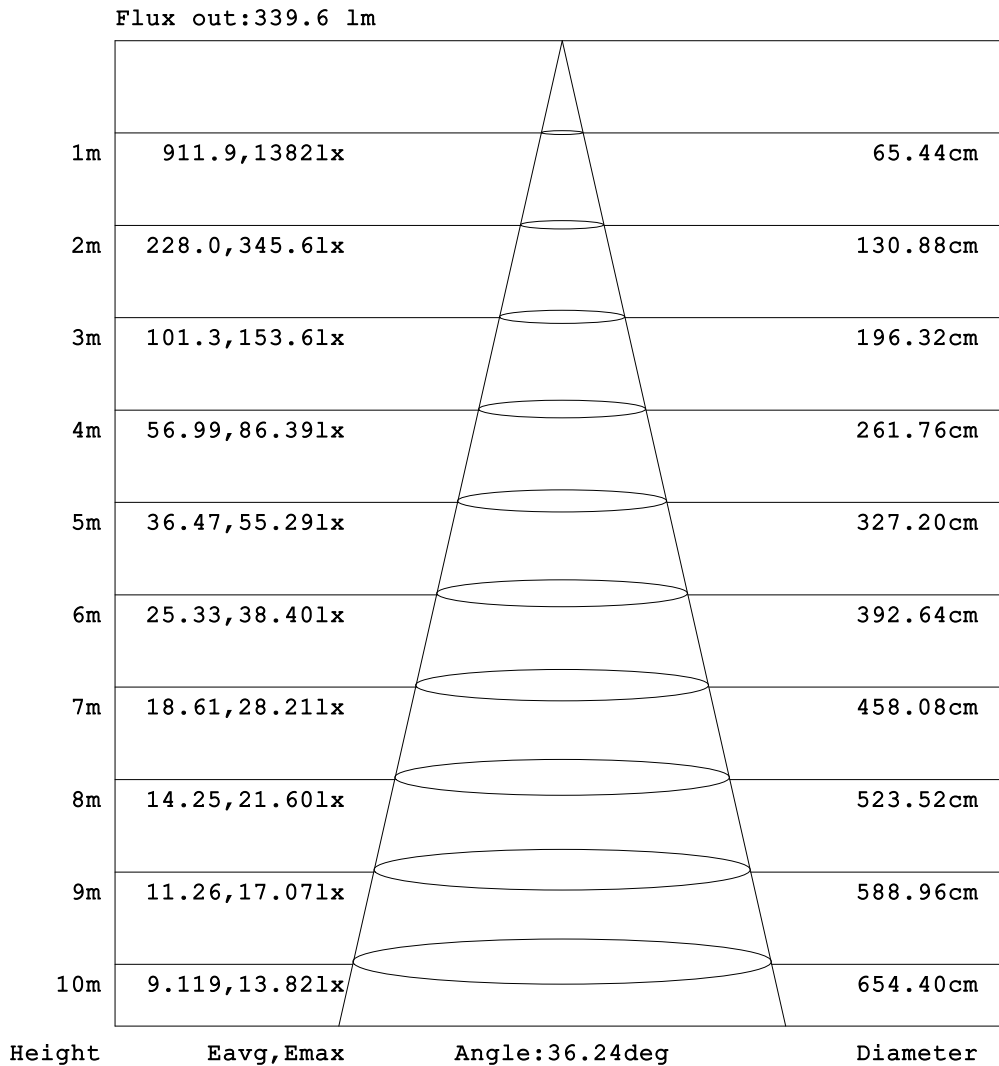


C Range: 0 - 360DEG
 C Interval: 22.5DEG
 Test Speed: HIGH
 Temperature:25.3DEG
 Operators:
 Test Date:2021-11-26

Range: 0 - 90DEG
 Interval: 1.0DEG
 Test System:EVERFINE GO-SPEX500_V1 SYSTEM V2.00.421
 Humidity:65.0%
 Test Distance:3.080m [K=1.0000]
 Remarks:

AAI Figure

Test:U:119.99V I:0.0965A P:7.9280W PF:0.9375 Freq:59.98Hz Lamp Flux:615.272x1 lm		
NAME: ASD-CD-PS-2D8AC-WH	TYPE:	WEIGHT:
SPEC.:5000K 90	DIM.:	SERIAL No.:
MFR.: ASD Lighting Corp	SUR.:	Shielding Angle:



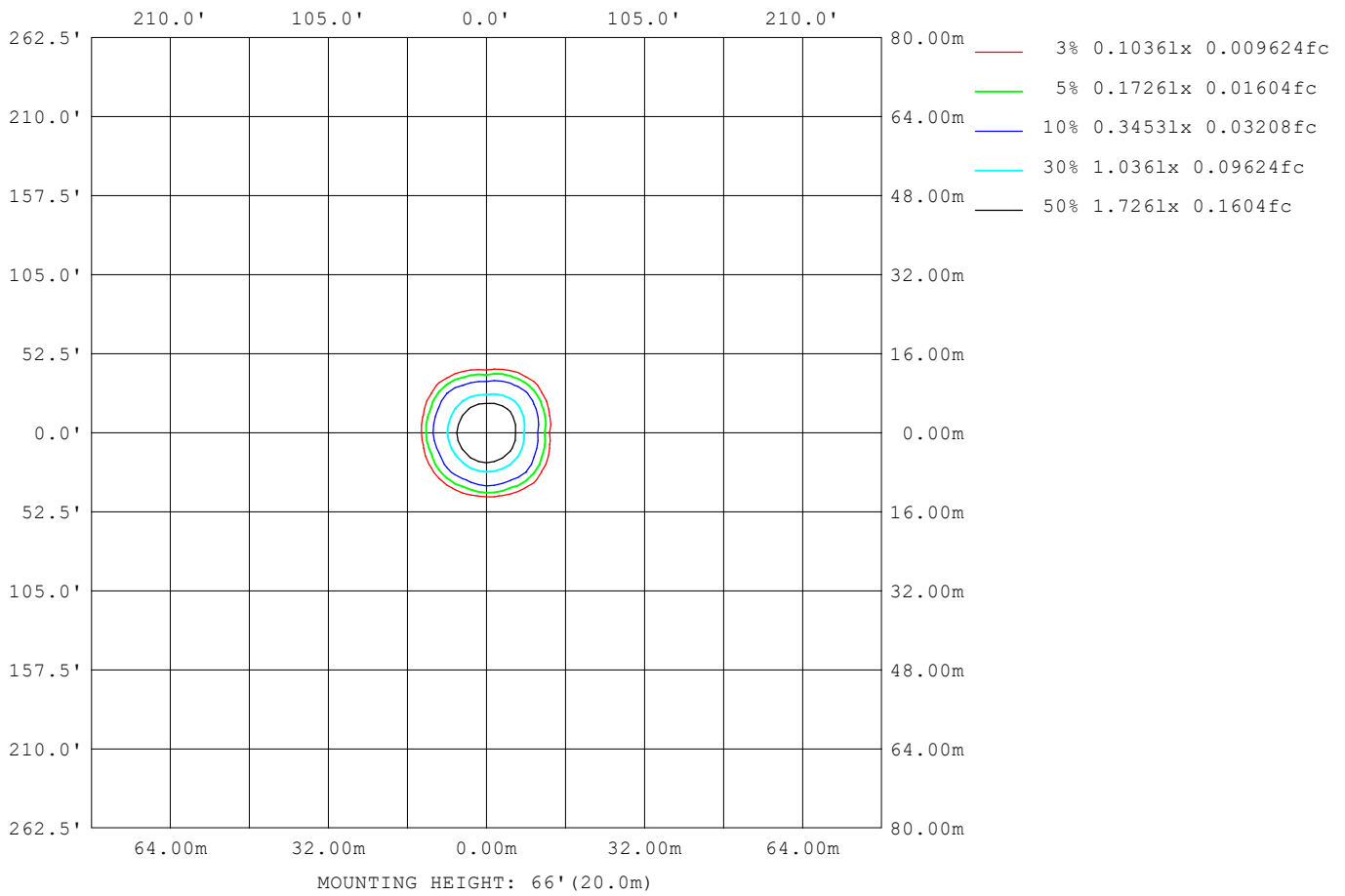
Note:The Curves indicate the illuminated area and the average illumination when the luminaire is at different distance.

C Range: 0 - 360DEG
 C Interval: 22.5DEG
 Test Speed: HIGH
 Temperature:25.3DEG
 Operators:
 Test Date:2021-11-26

Range: 0 - 90DEG
 Interval: 1.0DEG
 Test System:EVERFINE GO-SPEX500_V1 SYSTEM V2.00.421
 Humidity:65.0%
 Test Distance:3.080m [K=1.0000]
 Remarks:

ISOLUX DIAGRAM

Test:U:119.99V I:0.0965A P:7.9280W PF:0.9375 Freq:59.98Hz Lamp Flux:615.272x1 lm		
NAME: ASD-CD-PS-2D8AC-WH	TYPE:	WEIGHT:
SPEC.:5000K 90	DIM.:	SERIAL No.:
MFR.: ASD Lighting Corp	SUR.:	Shielding Angle:



C Range: 0 - 360DEG
 C Interval: 22.5DEG
 Test Speed: HIGH
 Temperature:25.3DEG
 Operators:
 Test Date:2021-11-26

Range: 0 - 90DEG
 Interval: 1.0DEG
 Test System:EVERFINE GO-SPEX500_V1 SYSTEM V2.00.421
 Humidity:65.0%
 Test Distance:3.080m [K=1.0000]
 Remarks:

LED Avg.L Report

Test:U:119.99V I:0.0965A P:7.9280W PF:0.9375 Freq:59.98Hz Lamp Flux:615.272x1 lm		
NAME: ASD-CD-PS-2D8AC-WH	TYPE:	WEIGHT:
SPEC.:5000K 90	DIM.:	SERIAL No.:
MFR.: ASD Lighting Corp	SUR.:	Shielding Angle:

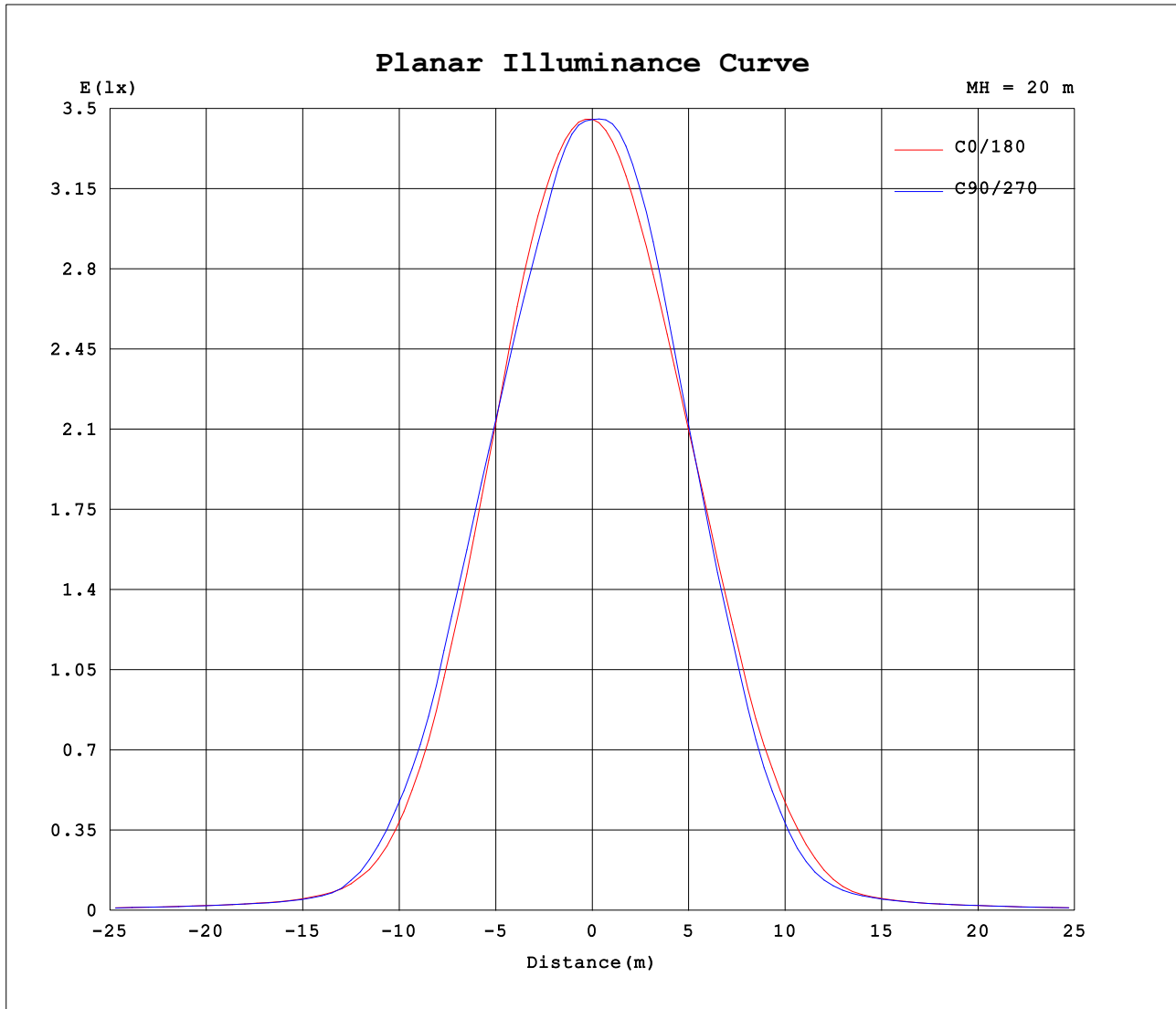
AvgL	cd/m2
L_0~180 (65) av	239
L_0~180 (75) av	202
L_0~180 (85) av	113
L_90~270 (65) av	236
L_90~270 (75) av	198
L_90~270 (85) av	33
L_45 (65) av	227
L_45 (75) av	198
L_45 (85) av	79

Standard: GB/T 29293-2012

C Range: 0 - 360DEG
 C Interval: 22.5DEG
 Test Speed: HIGH
 Temperature:25.3DEG
 Operators:
 Test Date:2021-11-26

Range: 0 - 90DEG
 Interval: 1.0DEG
 Test System:EVERFINE GO-SPEX500_V1 SYSTEM V2.00.421
 Humidity:65.0%
 Test Distance:3.080m [K=1.0000]
 Remarks:

Planar Illuminance Curve



C Range: 0 - 360DEG
 C Interval: 22.5DEG
 Test Speed: HIGH
 Temperature: 25.3DEG
 Operators:
 Test Date: 2021-11-26

Range: 0 - 90DEG
 Interval: 1.0DEG
 Test System: EVERFINE GO-SPEX500_V1 SYSTEM V2.00.421
 Humidity: 65.0%
 Test Distance: 3.080m [K=1.0000]
 Remarks:

