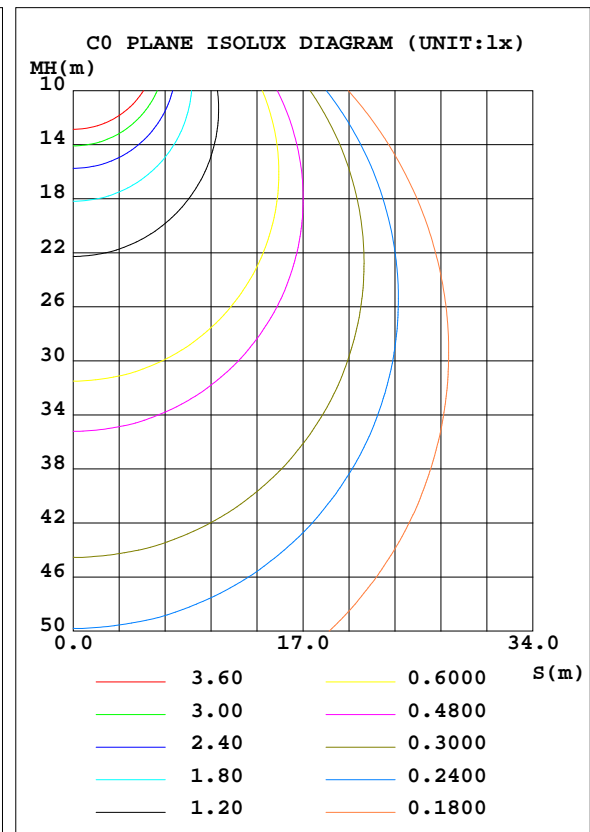
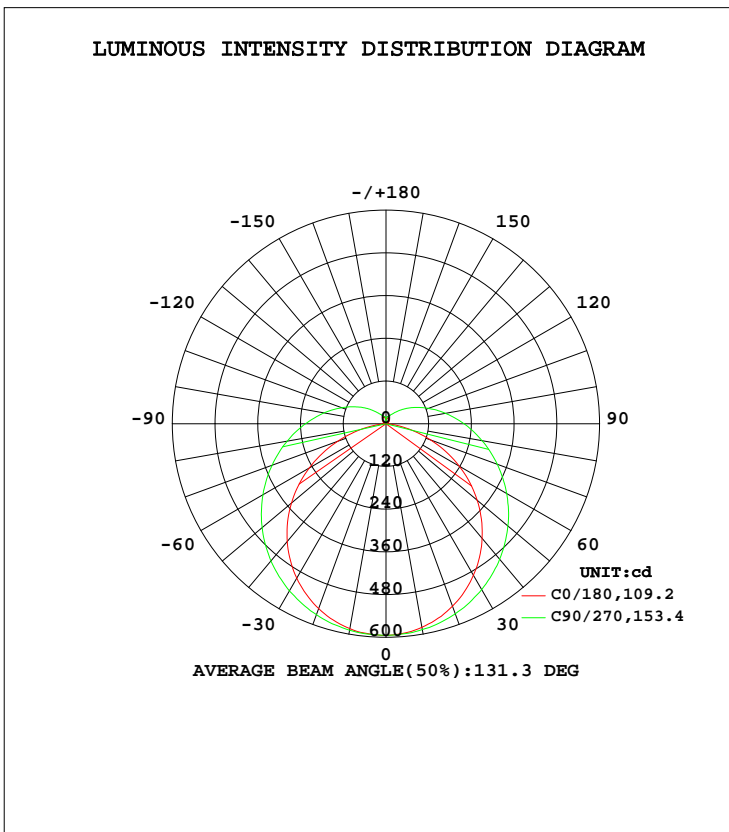


LUMINAIRE PHOTOMETRIC TEST REPORT

Test:U:119.99V I:0.2272A P:25W PF:0.9225 Freq:60.00Hz Lamp Flux:1900x1 lm		
NAME: ASD-LVF21-24D25CC-NK/BZ/BK 5000K	TYPE:N/A	WEIGHT:N/A
SPEC.:N/A	DIM.: N/A	SERIAL No.:N/A
MFR.: ASD Lighting corp	SUR.:N/A	Shielding Angle:N/A

DATA OF LAMP		PHOTOMETRIC DATA Eff: 76 lm/W			
MODEL ASD-LVF21-24D25CC-NK/BZ/BK 5000K	I _{max} (cd)	595.3	S/MH(C0/180)	1.24	
NOMINAL POWER(W)	LOR(%)	100.0	S/MH(C90/270)	1.35	
RATED VOLTAGE(V)	120	TOTAL FLUX(lm)	1900	η UP, DN(C0-180)	7.4,43.2
NOMINAL FLUX(lm)	1900	CIE CLASS	SEMI-D.	η UP, DN(C180-360)	7.1,42.4
LAMPS INSIDE	1	η up(%)	14.5	CIBSE SHR NOM	1.50
TEST VOLTAGE(V)	120	η down(%)	85.5	CIBSE SHR MAX	1.50



C Range: 0 - 360DEG
 C Interval: 22.5DEG
 Test Speed: HIGH
 Temperature:25.1DEG
 Operators:Hill
 Test Date:2022-05-21

γ Range: 0 - 180DEG
 γ Interval: 1.0DEG
 Test System:EVERFINE GO-R5000_V2 SYSTEM V2.0.351
 Humidity:42%
 Test Distance:2.526m [K=1.0000]
 Remarks:

ZONAL FLUX DIAGRAM

ZONAL FLUX DIAGRAM:

γ	C0	C45	C90	C135	C180	C225	C270	C315	γ	Φ zone	Φ total	%lum,lamp
10	584.3	587.3	589.1	585.2	580.8	583.8	587.1	586.0	0- 10	56.34	56.34	2.28,2.28
20	552.6	563.3	570.9	559.3	545.5	557.2	568.2	560.0	10- 20	162.4	218.7	8.86,8.86
30	501.2	523.4	542.7	517.7	491.3	514.9	537.9	518.4	20- 30	249.5	468.2	19,19
40	431.7	470.5	502.9	462.9	419.8	459.4	496.7	463.6	30- 40	308.4	776.6	31.5,31.5
50	346.6	407.0	453.9	399.1	334.1	394.4	447.1	398.7	40- 50	333.4	1110	45,45
60	249.2	337.5	399.1	329.7	237.4	324.6	391.5	328.3	50- 60	324.0	1434	58.1,58.1
70	144.4	267.2	340.5	259.9	133.8	255.0	332.8	257.7	60- 70	284.7	1719	69.6,69.6
80	47.23	201.3	281.6	195.1	40.24	191.0	273.8	192.3	70- 80	226.3	1945	78.8,78.8
90	0.2046	145.9	226.3	141.4	0.1317	137.7	219.1	137.8	80- 90	165.7	2111	85.5,85.5
100	1.140	103.4	176.6	100.5	1.117	97.11	170.1	96.63	90-100	119.2	2230	90.4,90.4
110	4.553	71.70	132.4	70.01	4.427	68.18	126.9	67.40	100-110	84.16	2314	93.8,93.8
120	8.528	49.49	95.28	48.59	8.182	48.17	91.85	47.53	110-120	57.58	2372	96.1,96.1
130	12.26	34.97	66.11	34.54	11.76	34.59	64.22	34.36	120-130	38.32	2410	97.6,97.6
140	15.71	26.66	43.92	26.96	15.06	26.36	43.39	26.98	130-140	24.77	2435	98.7,98.7
150	18.79	22.74	30.61	22.84	17.76	21.56	30.24	24.13	140-150	15.93	2451	99.3,99.3
160	20.48	20.54	23.62	21.10	18.60	18.30	23.54	22.23	150-160	10.26	2461	99.7,99.7
170	16.08	20.42	21.01	17.13	13.99	14.44	19.69	20.44	160-170	5.565	2466	99.9,99.9
180	15.75	14.49	5.801	13.54	15.48	14.56	8.370	10.89	170-180	1.532	2468	100,100
DEG	LUMINOUS INTENSITY:cd									UNIT:lm		

Conical surface Flux(90deg): 942.34 lm

%lum = 38.2%

%lamp = 38.2%

Conical surface Flux(120deg): 1433.9 lm

%lum = 58.1%

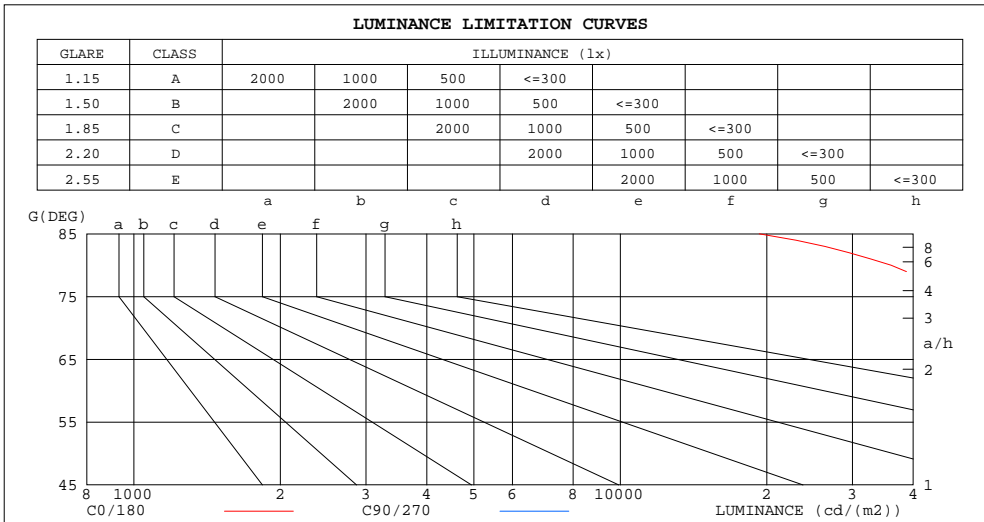
%lamp = 58.1%

C Range: 0 - 360DEG
 C Interval: 22.5DEG
 Test Speed: HIGH
 Temperature:25.1DEG
 Operators:Hill
 Test Date:2022-05-21

γ Range: 0 - 180DEG
 γ Interval: 1.0DEG
 Test System:EVERFINE GO-R5000_V2 SYSTEM V2.0.351
 Humidity:42%
 Test Distance:2.526m [K=1.0000]
 Remarks:

LUMINANCE LIMITATION CURVES

Test:U:119.99V I:0.2272A P:25W PF:0.9225 Freq:60.00Hz Lamp Flux:1900x1 lm		
NAME: ASD-LVF21-24D25CC-NK/BZ/BK 5000K	TYPE:N/A	WEIGHT:N/A
SPEC.:N/A	DIM.: N/A	SERIAL No.:N/A
MFR.: ASD Lighting corp	SUR.:N/A	Shielding Angle:N/A



LUMINANCE cd/(m2)		
G (DEG)	C0/180	C90/270
85	19300	385172
80	36008	214510
75	47679	158994
70	55902	131721
65	61826	115822
60	65979	105593
55	69131	98560
50	71386	93428
45	73229	89725

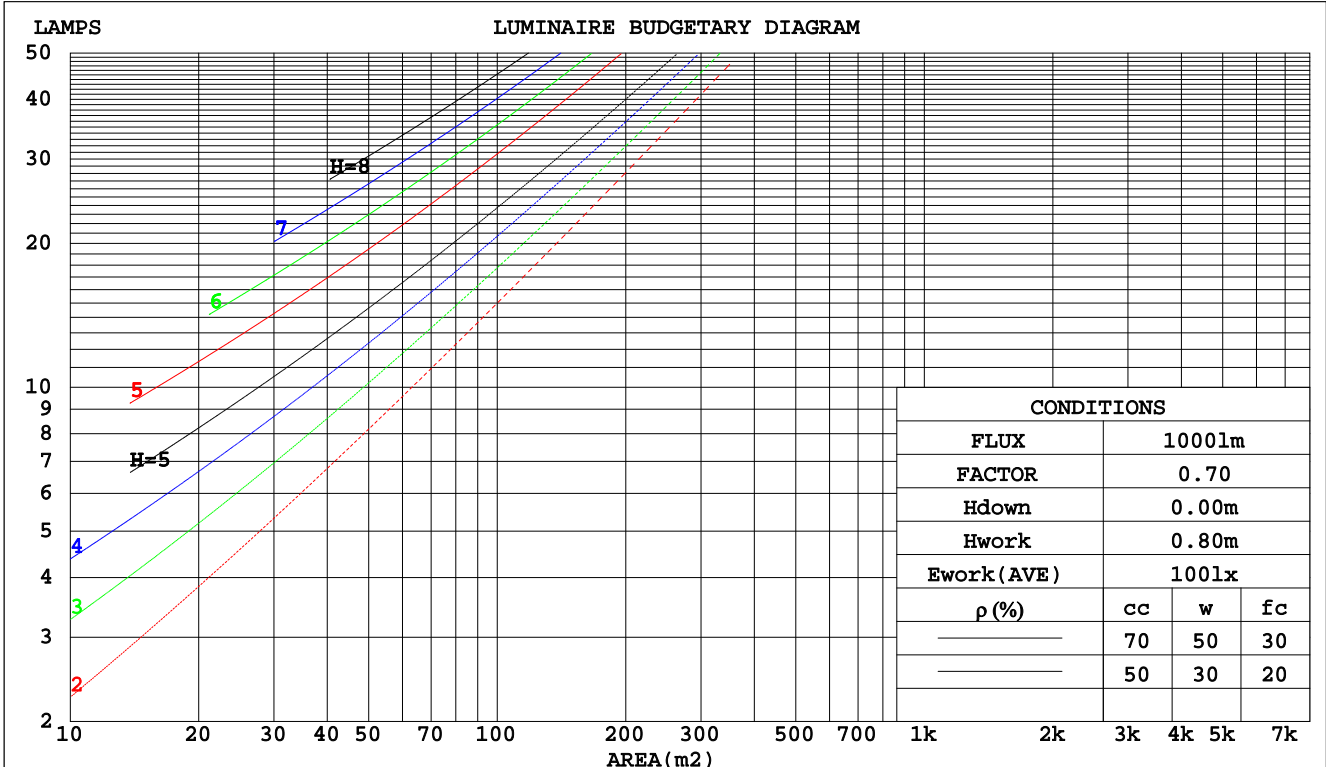
C Range: 0 - 360DEG
 C Interval: 22.5DEG
 Test Speed: HIGH
 Temperature:25.1DEG
 Operators:Hill
 Test Date:2022-05-21

γ Range: 0 - 180DEG
 γ Interval: 1.0DEG
 Test System:EVERFINE GO-R5000_V2 SYSTEM V2.0.351
 Humidity:42%
 Test Distance:2.526m [K=1.0000]
 Remarks:

CU AND LUMINAIRE BUDGETARY ESTIMATE DIAGRAM

Test:U:119.99V I:0.2272A P:25W PF:0.9225 Freq:60.00Hz Lamp Flux:1900x1 lm		
NAME: ASD-LVF21-24D25CC-NK/BZ/BK 5000K	TYPE:N/A	WEIGHT:N/A
SPEC.:N/A	DIM.: N/A	SERIAL No.:N/A
MFR.: ASD Lighting corp	SUR.:N/A	Shielding Angle:N/A

pcc	80%			70%			50%			30%			10%			0
	50%	30%	10%	50%	30%	10%	50%	30%	10%	50%	30%	10%	50%	30%	10%	0
pw																0
pfc	20%			20%			20%			20%			20%			0
RCR	RCR:Room Cavity Ratio															
	Coefficients of Utilization(CU)															
0.0	1.16	1.16	1.16	1.11	1.11	1.11	1.03	1.03	1.03	.96	.96	.96	.89	.89	.89	.86
1.0	.97	.92	.87	.93	.89	.84	.86	.82	.79	.80	.77	.74	.74	.72	.69	.66
2.0	.83	.75	.69	.80	.73	.67	.74	.68	.63	.69	.64	.60	.63	.60	.56	.53
3.0	.72	.63	.56	.70	.61	.55	.64	.58	.52	.60	.54	.49	.55	.51	.47	.44
4.0	.64	.54	.47	.61	.53	.46	.57	.50	.44	.53	.47	.42	.49	.44	.39	.37
5.0	.56	.47	.40	.54	.46	.39	.51	.43	.37	.47	.41	.36	.44	.38	.34	.31
6.0	.51	.41	.35	.49	.40	.34	.46	.38	.32	.42	.36	.31	.40	.34	.30	.27
7.0	.46	.37	.30	.44	.36	.30	.41	.34	.28	.39	.32	.27	.36	.30	.26	.24
8.0	.42	.33	.27	.40	.32	.26	.38	.30	.25	.35	.29	.24	.33	.27	.23	.21
9.0	.38	.30	.24	.37	.29	.24	.35	.28	.23	.33	.26	.22	.31	.25	.21	.19
10.0	.35	.27	.22	.34	.26	.21	.32	.25	.20	.30	.24	.20	.28	.23	.19	.17



C Range: 0 - 360DEG
 C Interval: 22.5DEG
 Test Speed: HIGH
 Temperature:25.1DEG
 Operators:Hill
 Test Date:2022-05-21

γ Range: 0 - 180DEG
 γ Interval: 1.0DEG
 Test System:EVERFINE GO-R5000_V2 SYSTEM V2.0.351
 Humidity:42%
 Test Distance:2.526m [K=1.0000]
 Remarks:

WEC AND CCEC

Test:U:119.99V I:0.2272A P:25W PF:0.9225 Freq:60.00Hz Lamp Flux:1900x1 lm		
NAME: ASD-LVF21-24D25CC-NK/BZ/BK 5000K	TYPE:N/A	WEIGHT:N/A
SPEC.:N/A	DIM.: N/A	SERIAL No.:N/A
MFR.: ASD Lighting corp	SUR.:N/A	Shielding Angle:N/A

ρcc	80%			70%			50%			30%			10%			0
ρw	50%	30%	10%	50%	30%	10%	50%	30%	10%	50%	30%	10%	50%	30%	10%	0
ρfc	20%			20%			20%			20%			20%			0
RCR	RCR:Room Cavity Ratio						Wall Exitance Coefficients(WEC)									
0.0																
1.0	.375	.213	.068	.363	.207	.066	.341	.196	.063	.321	.185	.059	.303	.176	.057	
2.0	.328	.180	.055	.317	.175	.054	.298	.165	.051	.279	.157	.049	.263	.149	.047	
3.0	.293	.156	.047	.283	.152	.046	.266	.144	.044	.249	.137	.042	.234	.130	.040	
4.0	.264	.137	.040	.256	.134	.040	.240	.127	.038	.225	.121	.036	.211	.115	.035	
5.0	.241	.123	.036	.233	.120	.035	.219	.114	.034	.205	.108	.032	.193	.103	.031	
6.0	.221	.111	.032	.214	.108	.031	.201	.103	.030	.189	.098	.029	.177	.093	.028	
7.0	.204	.101	.029	.198	.099	.028	.186	.094	.027	.174	.089	.026	.164	.085	.025	
8.0	.189	.093	.026	.184	.090	.026	.173	.086	.025	.162	.082	.024	.153	.078	.023	
9.0	.177	.085	.024	.171	.084	.023	.161	.080	.023	.152	.076	.022	.143	.073	.021	
10.0	.165	.079	.022	.161	.078	.022	.151	.074	.021	.143	.071	.020	.134	.067	.019	

ρcc	80%			70%			50%			30%			10%			0
ρw	50%	30%	10%	50%	30%	10%	50%	30%	10%	50%	30%	10%	50%	30%	10%	0
ρfc	20%			20%			20%			20%			20%			0
RCR	RCR:Room Cavity Ratio						Ceiling Cavity Exitance Coefficients(CCEC)									
0.0	.301	.301	.301	.257	.257	.257	.175	.175	.175	.101	.101	.101	.032	.032	.032	
1.0	.296	.267	.240	.253	.229	.207	.173	.158	.143	.100	.091	.083	.032	.029	.027	
2.0	.289	.244	.206	.248	.210	.178	.170	.145	.124	.098	.084	.073	.031	.027	.024	
3.0	.281	.227	.184	.241	.196	.159	.166	.136	.112	.096	.079	.066	.031	.026	.022	
4.0	.274	.214	.169	.235	.185	.147	.161	.129	.103	.093	.076	.061	.030	.025	.020	
5.0	.266	.204	.159	.228	.177	.138	.157	.124	.098	.091	.073	.058	.029	.024	.019	
6.0	.259	.196	.152	.222	.170	.132	.153	.119	.094	.089	.070	.056	.029	.023	.018	
7.0	.251	.190	.147	.216	.165	.128	.149	.115	.091	.087	.068	.054	.028	.022	.018	
8.0	.245	.184	.143	.211	.160	.124	.146	.112	.088	.085	.066	.053	.027	.022	.017	
9.0	.239	.179	.139	.206	.156	.122	.142	.109	.086	.083	.065	.051	.027	.021	.017	
10.0	.233	.175	.137	.201	.152	.119	.139	.107	.085	.081	.063	.051	.026	.021	.017	

C Range: 0 - 360DEG
 C Interval: 22.5DEG
 Test Speed: HIGH
 Temperature:25.1DEG
 Operators:Hill
 Test Date:2022-05-21

γ Range: 0 - 180DEG
 γ Interval: 1.0DEG
 Test System:EVERFINE GO-R5000_V2 SYSTEM V2.0.351
 Humidity:42%
 Test Distance:2.526m [K=1.0000]
 Remarks:

UGR(Unified Glare Rating) Table

Test:U:119.99V I:0.2272A P:25W PF:0.9225 Freq:60.00Hz Lamp Flux:1900x1 lm		
NAME: ASD-LVF21-24D25CC-NK/BZ/BK 5000K	TYPE:N/A	WEIGHT:N/A
SPEC.:N/A	DIM.: N/A	SERIAL No.:N/A
MFR.: ASD Lighting corp	SUR.:N/A	Shielding Angle:N/A

ceiling/cavity	0.7	0.7	0.5	0.5	0.3	0.7	0.7	0.5	0.5	0.3
walls	0.5	0.3	0.5	0.3	0.3	0.5	0.3	0.5	0.3	0.3
working plane	0.2	0.2	0.2	0.2	0.2	0.2	0.2	0.2	0.2	0.2
Room dimensions	Viewed crosswise					Viewed endwise				
x = 2H y = 2H	23.3	24.7	23.8	25.2	25.7	25.2	26.6	25.7	27.1	27.6
3H	24.8	26.1	25.2	26.5	27.1	27.8	29.1	28.3	29.6	30.1
4H	25.3	26.5	25.8	27.0	27.6	29.2	30.4	29.7	30.9	31.5
6H	25.6	26.8	26.1	27.3	27.9	30.7	31.9	31.2	32.4	33.0
8H	25.7	26.8	26.2	27.3	27.9	31.6	32.7	32.1	33.2	33.8
12H	25.7	26.8	26.2	27.3	27.9	32.5	33.6	33.1	34.2	34.8
4H 2H	24.4	25.6	24.9	26.1	26.7	25.8	27.0	26.3	27.5	28.1
3H	26.1	27.2	26.6	27.7	28.3	28.6	29.7	29.1	30.2	30.8
4H	26.8	27.8	27.4	28.4	29.0	30.2	31.2	30.7	31.7	32.4
6H	27.3	28.2	27.9	28.8	29.5	31.9	32.8	32.5	33.4	34.1
8H	27.5	28.3	28.1	28.9	29.6	32.9	33.7	33.5	34.3	35.0
12H	27.5	28.3	28.2	28.9	29.6	34.0	34.8	34.7	35.4	36.1
8H 4H	27.8	28.6	28.4	29.2	29.9	30.5	31.3	31.1	31.9	32.6
6H	28.7	29.4	29.3	30.0	30.8	32.6	33.3	33.2	33.9	34.6
8H	29.0	29.7	29.7	30.3	31.1	33.8	34.4	34.4	35.0	35.8
12H	29.3	29.8	30.0	30.5	31.3	35.1	35.7	35.8	36.4	37.1
12H 4H	28.1	28.9	28.7	29.5	30.2	30.5	31.3	31.1	31.9	32.6
6H	29.2	29.9	29.9	30.5	31.3	32.7	33.3	33.3	34.0	34.7
8H	29.8	30.3	30.5	31.0	31.8	34.0	34.5	34.7	35.2	36.0
Variations with the observer position at spacings:										
S = 1.0H	+ 0.1 / - 0.1					+ 0.1 / - 0.1				
1.5H	+ 0.2 / - 0.3					+ 0.2 / - 0.3				
2.0H	+ 0.2 / - 0.4					+ 0.2 / - 0.4				

CIE Pub.117, 2468 lm Total Lamp Luminous Flux Correct (8log(F/F0) = 3.1)

C Range: 0 - 360DEG
 C Interval: 22.5DEG
 Test Speed: HIGH
 Temperature:25.1DEG
 Operators:Hill
 Test Date:2022-05-21

γ Range: 0 - 180DEG
 γ Interval: 1.0DEG
 Test System:EVERFINE GO-R5000_V2 SYSTEM V2.0.351
 Humidity:42%
 Test Distance:2.526m [K=1.0000]
 Remarks:

UTILIZATION FACTORS TABLE

Test:U:119.99V I:0.2272A P:25W PF:0.9225 Freq:60.00Hz Lamp Flux:1900x1 lm		
NAME: ASD-LVF21-24D25CC-NK/BZ/BK 5000K	TYPE:N/A	WEIGHT:N/A
SPEC.:N/A	DIM.: N/A	SERIAL No.:N/A
MFR.: ASD Lighting corp	SUR.:N/A	Shielding Angle:N/A

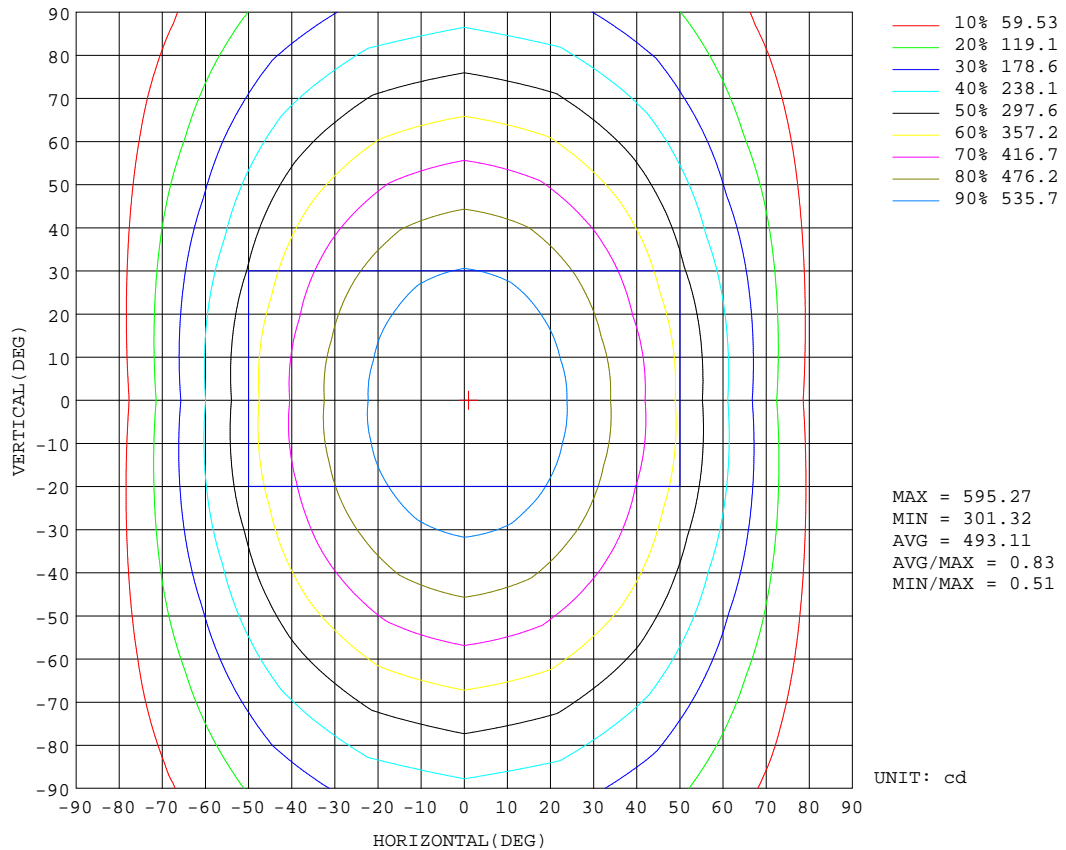
REFLECTANCE										
Ceiling	0.8	0.8	0.8	0.7	0.7	0.7	0.5	0.5	0.5	0
Walls	0.7	0.5	0.3	0.7	0.5	0.3	0.7	0.5	0.3	0
Working plane	0.2	0.2	0.2	0.2	0.2	0.2	0.2	0.2	0.2	0
ROOM INDEX	UTILIZATION FACTORS(PERCENT) $k(RI) \times RCR = 5$									
k = 0.60	49	37	30	48	37	30	47	36	29	23
0.80	59	46	38	57	45	38	55	44	37	29
1.00	67	54	46	65	53	45	62	54	44	36
1.25	74	61	53	71	60	52	67	58	51	42
1.50	79	67	58	76	65	58	72	62	56	46
2.00	86	75	67	83	73	66	78	70	63	52
2.50	90	80	73	87	78	71	81	74	68	56
3.00	94	85	78	91	83	76	84	78	72	60
4.00	99	91	85	95	88	82	88	83	78	65
5.00	101	95	89	98	92	87	91	86	82	68
ROOM INDEX	UF(total)									Direct
According to DIN EN 13032-2 2004			Suspended				SHRNOM = 1.25			

C Range: 0 - 360DEG
 C Interval: 22.5DEG
 Test Speed: HIGH
 Temperature:25.1DEG
 Operators:Hill
 Test Date:2022-05-21

γ Range: 0 - 180DEG
 γ Interval: 1.0DEG
 Test System:EVERFINE GO-R5000_V2 SYSTEM V2.0.351
 Humidity:42%
 Test Distance:2.526m [K=1.0000]
 Remarks:

ISOCANDELA DIAGRAM

Test:U:119.99V I:0.2272A P:25W PF:0.9225 Freq:60.00Hz Lamp Flux:1900x1 lm		
NAME: ASD-LVF21-24D25CC-NK/BZ/BK 5000K	TYPE:N/A	WEIGHT:N/A
SPEC.:N/A	DIM.: N/A	SERIAL No.:N/A
MFR.: ASD Lighting corp	SUR.:N/A	Shielding Angle:N/A

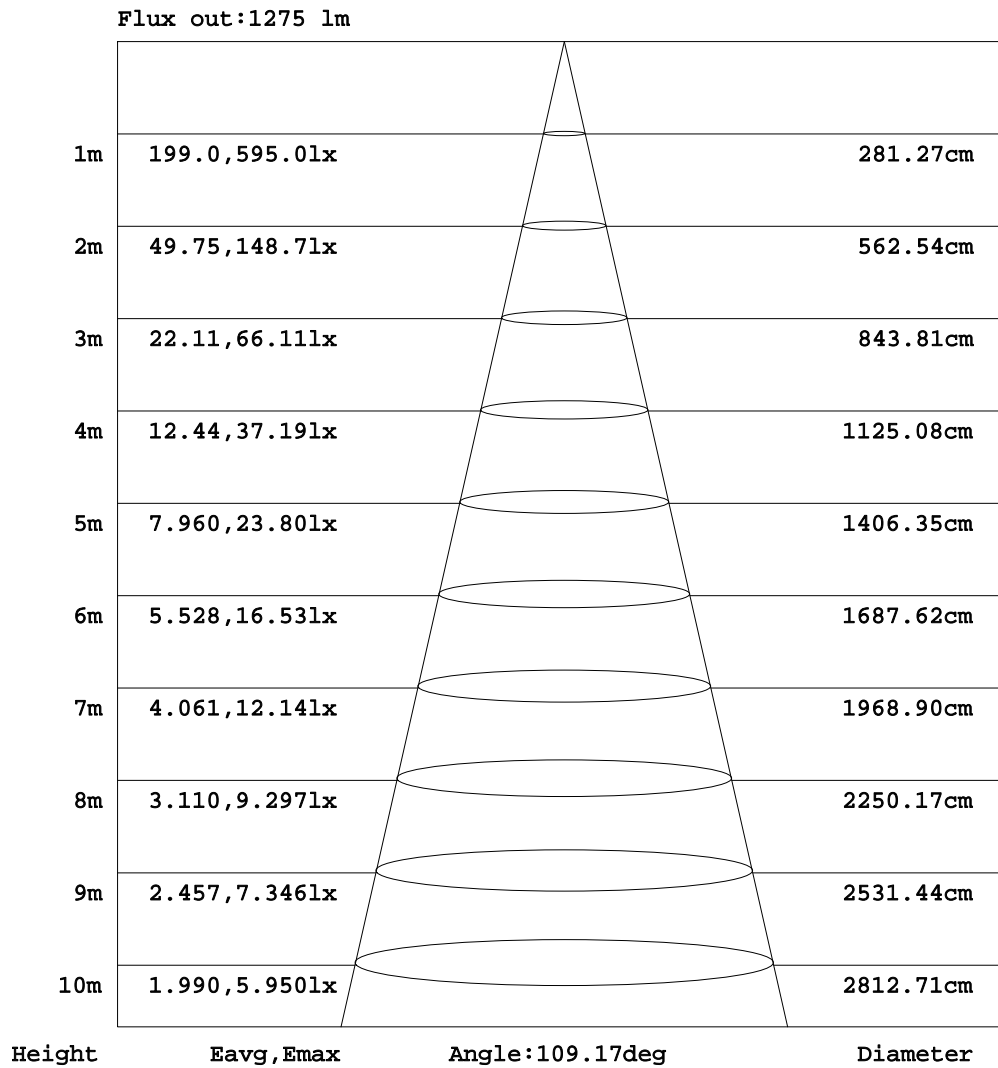


C Range: 0 - 360DEG
 C Interval: 22.5DEG
 Test Speed: HIGH
 Temperature:25.1DEG
 Operators:Hill
 Test Date:2022-05-21

γ Range: 0 - 180DEG
 γ Interval: 1.0DEG
 Test System:EVERFINE GO-R5000_V2 SYSTEM V2.0.351
 Humidity:42%
 Test Distance:2.526m [K=1.0000]
 Remarks:

AAI Figure

Test:U:119.99V I:0.2272A P:25W PF:0.9225 Freq:60.00Hz Lamp Flux:1900x1 lm		
NAME: ASD-LVF21-24D25CC-NK/BZ/BK 5000K	TYPE:N/A	WEIGHT:N/A
SPEC.:N/A	DIM.: N/A	SERIAL No.:N/A
MFR.: ASD Lighting corp	SUR.:N/A	Shielding Angle:N/A



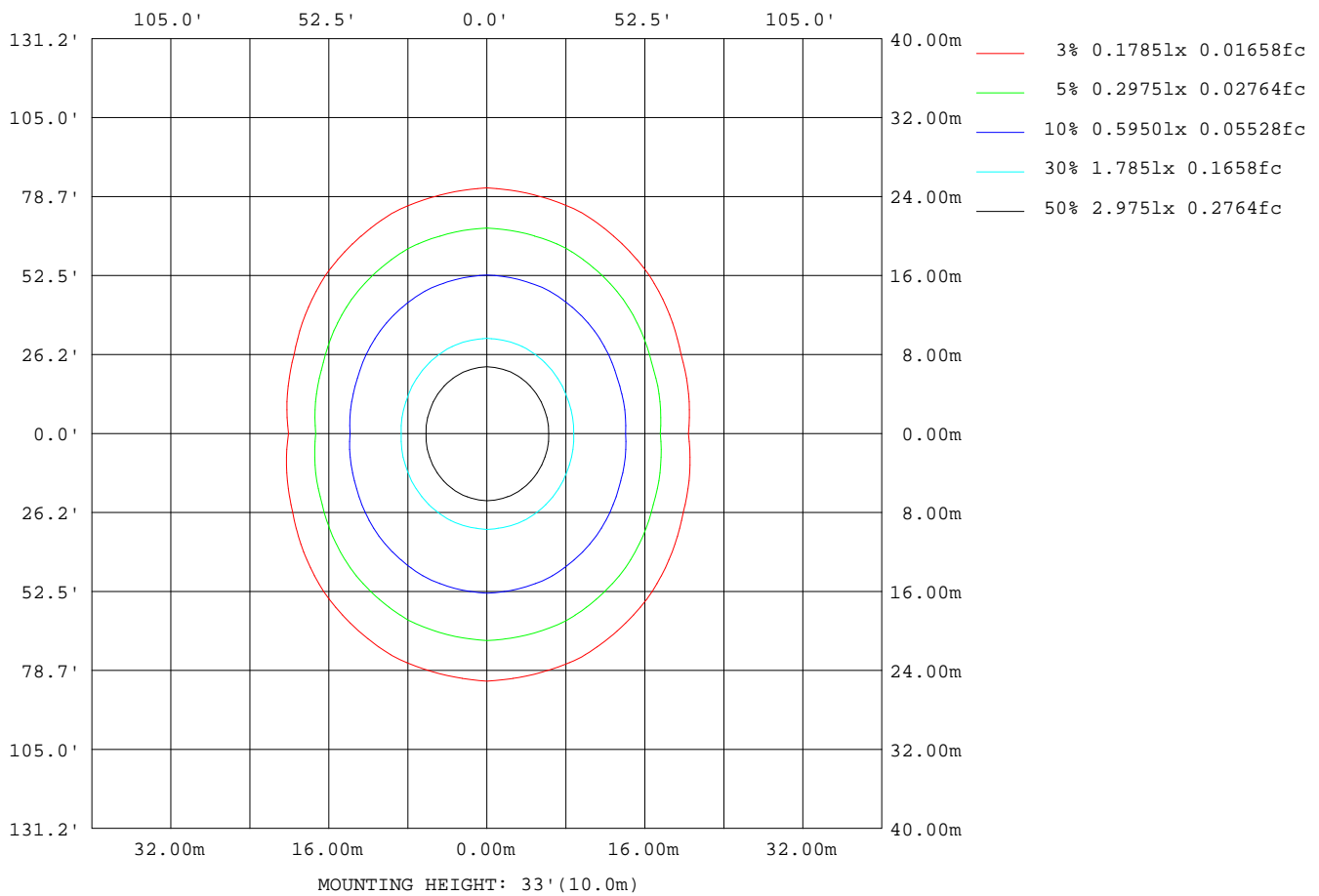
Note:The Curves indicate the illuminated area and the average illumination when the luminaire is at different distance.

C Range: 0 - 360DEG
 C Interval: 22.5DEG
 Test Speed: HIGH
 Temperature:25.1DEG
 Operators:Hill
 Test Date:2022-05-21

γ Range: 0 - 180DEG
 γ Interval: 1.0DEG
 Test System:EVERFINE GO-R5000_V2 SYSTEM V2.0.351
 Humidity:42%
 Test Distance:2.526m [K=1.0000]
 Remarks:

ISOLUX DIAGRAM

Test:U:119.99V I:0.2272A P:25W PF:0.9225 Freq:60.00Hz Lamp Flux:1900x1 lm		
NAME: ASD-LVF21-24D25CC-NK/BZ/BK 5000K	TYPE:N/A	WEIGHT:N/A
SPEC.:N/A	DIM.: N/A	SERIAL No.:N/A
MFR.: ASD Lighting corp	SUR.:N/A	Shielding Angle:N/A



C Range: 0 - 360DEG
 C Interval: 22.5DEG
 Test Speed: HIGH
 Temperature:25.1DEG
 Operators:Hill
 Test Date:2022-05-21

γ Range: 0 - 180DEG
 γ Interval: 1.0DEG
 Test System:EVERFINE GO-R5000_V2 SYSTEM V2.0.351
 Humidity:42%
 Test Distance:2.526m [K=1.0000]
 Remarks:

LED Avg.L Report

Test:U:119.99V I:0.2272A P:25W PF:0.9225 Freq:60.00Hz Lamp Flux:1900x1 lm		
NAME: ASD-LVF21-24D25CC-NK/BZ/BK 5000K	TYPE:N/A	WEIGHT:N/A
SPEC.:N/A	DIM.: N/A	SERIAL No.:N/A
MFR.: ASD Lighting corp	SUR.:N/A	Shielding Angle:N/A

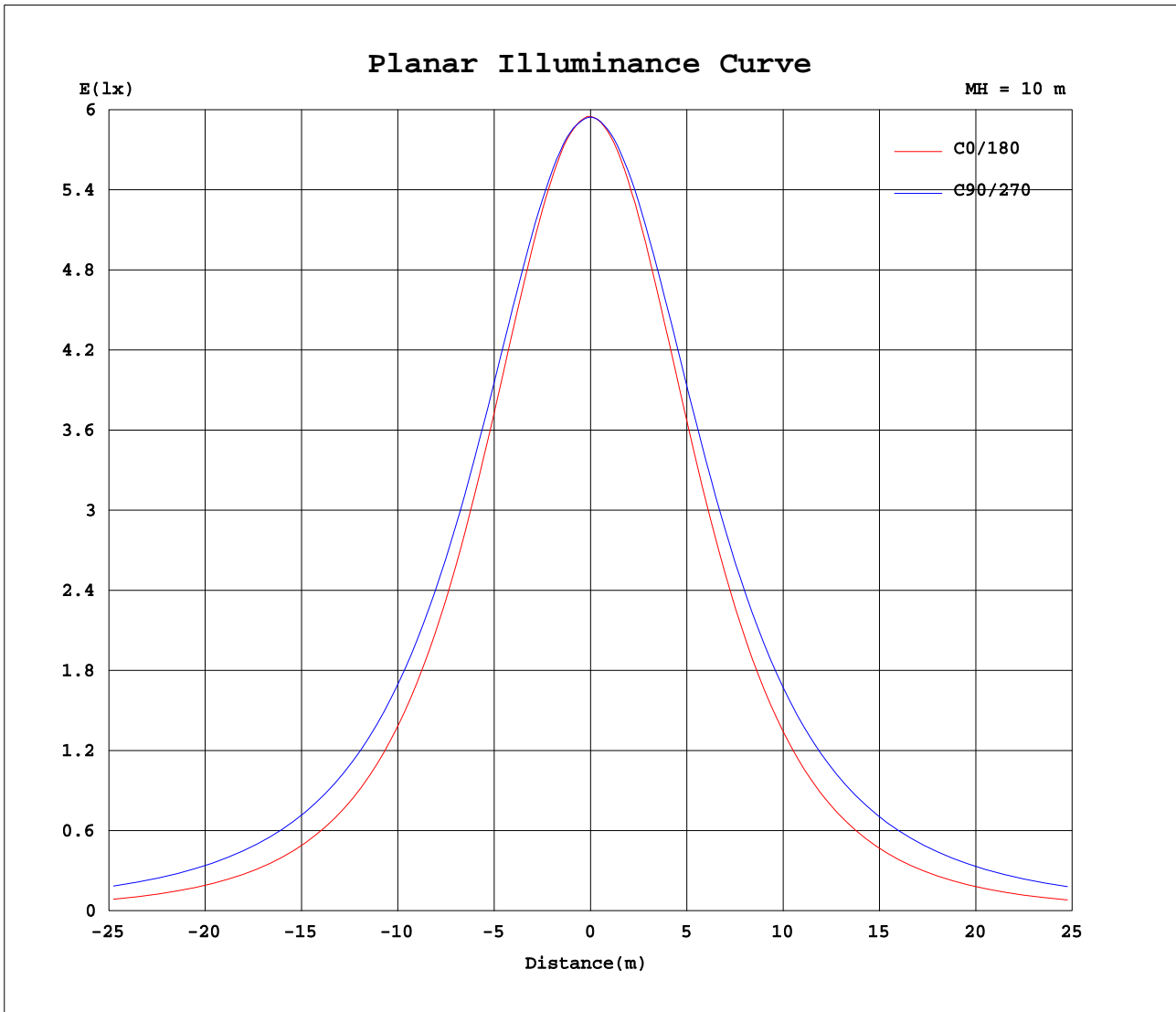
AvgL	cd/m2
L_0~180(65)av	59965
L_0~180(75)av	45262
L_0~180(85)av	17350
L_90~270(65)av	114567
L_90~270(75)av	156930
L_90~270(85)av	379221
L_45(65)av	92193
L_45(75)av	115679
L_45(85)av	252602

Standard: GB/T 29293-2012

C Range: 0 - 360DEG
C Interval: 22.5DEG
Test Speed: HIGH
Temperature:25.1DEG
Operators:Hill
Test Date:2022-05-21

γ Range: 0 - 180DEG
 γ Interval: 1.0DEG
Test System:EVERFINE GO-R5000_V2 SYSTEM V2.0.351
Humidity:42%
Test Distance:2.526m [K=1.0000]
Remarks:

Planar Illuminance Curve



C Range: 0 - 360DEG
 C Interval: 22.5DEG
 Test Speed: HIGH
 Temperature: 25.1DEG
 Operators: Hill
 Test Date: 2022-05-21

γ Range: 0 - 180DEG
 γ Interval: 1.0DEG
 Test System: EVERFINE GO-R5000_V2 SYSTEM V2.0.351
 Humidity: 42%
 Test Distance: 2.526m [K=1.0000]
 Remarks:

LUMINOUS DISTRIBUTION INTENSITY DATA

Test:U:119.99V I:0.2272A P:25W PF:0.9225 Freq:60.00Hz Lamp Flux:1900x1 lm		
NAME: ASD-LVF21-24D25CC-NK/BZ/BK 5000K	TYPE:N/A	WEIGHT:N/A
SPEC.:N/A	DIM.: N/A	SERIAL No.:N/A
MFR.: ASD Lighting corp	SUR.:N/A	Shielding Angle:N/A

Table--1

UNIT: cd

C(DEG) γ (DEG)	0	22.5	45	67.5	90	112.5	135	157.5	180	202.5	225	247.5	270	292.5	315	337.5			
0	594	594	594	594	594	594	594	594	594	594	594	594	594	594	594	594			
5	592	593	594	594	593	593	592	592	590	591	592	593	592	593	592	592			
10	584	586	587	589	589	588	585	584	581	582	584	587	587	588	586	585			
15	571	573	578	582	582	580	575	570	566	568	573	578	579	579	575	572			
20	553	556	563	570	571	567	559	551	545	549	557	565	568	567	560	554			
25	529	535	545	555	558	552	540	529	521	525	538	549	554	552	541	532			
30	501	508	523	537	543	534	518	501	491	498	515	531	538	533	518	505			
35	468	479	499	517	523	513	491	471	458	467	488	509	518	512	493	474			
40	432	444	470	494	503	490	463	436	420	432	459	485	497	488	464	439			
45	391	407	441	469	480	465	432	399	379	394	428	459	473	462	433	401			
50	347	367	407	442	454	438	399	358	334	353	394	431	447	434	399	361			
55	299	325	374	413	427	408	365	316	287	311	360	402	420	405	364	318			
60	249	281	338	383	399	378	330	273	237	267	325	372	391	374	328	274			
65	197	237	303	353	370	348	294	229	186	224	289	341	362	343	292	229			
70	144	193	267	321	341	317	260	186	134	181	255	310	333	312	258	185			
75	93.2	152	234	291	311	286	226	145	83.9	142	222	280	303	282	224	144			
80	47.2	115	201	261	282	257	195	110	40.2	106	191	251	274	252	192	107			
85	12.7	84.4	173	233	254	229	167	79.6	10.2	77.1	163	223	246	224	164	77.2			
90	0.20	61.1	146	206	226	202	141	57.7	0.13	55.6	138	197	219	198	138	55.0			
95	0.32	44.1	123	181	201	178	120	42.0	0.25	40.7	116	173	194	173	115	39.7			
100	1.14	33.0	103	157	177	155	101	31.5	1.12	30.9	97.1	150	170	150	96.6	29.8			
105	2.71	25.7	86.3	136	154	134	83.9	24.9	2.62	24.7	81.3	129	148	129	80.6	23.8			
110	4.55	21.3	71.7	116	132	115	70.0	20.8	4.43	20.9	68.2	110	127	110	67.4	20.1			
115	6.54	18.5	59.4	98.3	113	97.1	58.4	18.3	6.31	18.5	57.2	94.0	108	93.8	56.5	18.0			
120	8.53	17.0	49.5	82.7	95.3	81.9	48.6	17.0	8.18	17.3	48.2	79.5	91.8	79.2	47.5	17.0			
125	10.4	16.5	41.5	69.0	79.8	68.4	40.9	16.6	10.1	16.9	40.8	66.6	77.2	66.4	40.3	16.8			
130	12.3	16.5	35.0	56.9	66.1	56.5	34.5	16.6	11.8	16.9	34.6	55.5	64.2	55.4	34.4	17.0			
135	14.1	16.8	29.9	46.8	53.9	46.6	29.8	16.8	13.5	16.8	29.6	46.0	53.0	46.1	29.7	17.4			
140	15.7	17.2	26.7	38.5	43.9	38.3	27.0	17.0	15.1	16.8	26.4	37.8	43.4	38.3	27.0	17.9			
145	17.3	17.4	24.4	32.3	36.0	32.4	24.7	17.3	16.4	16.2	23.8	31.4	35.4	32.6	25.3	18.4			
150	18.8	18.2	22.7	28.3	30.6	28.4	22.8	17.8	17.8	16.0	21.6	27.1	30.2	29.0	24.1	18.8			
155	20.0	19.1	21.6	25.5	26.7	25.2	21.6	18.9	19.0	17.1	19.6	23.9	26.3	26.0	23.3	19.3			
160	20.5	19.7	20.5	22.9	23.6	22.9	21.1	18.8	18.6	18.5	18.3	21.3	23.5	23.7	22.2	19.8			
165	18.5	20.1	20.9	21.0	21.3	21.1	19.6	17.0	16.4	16.3	16.3	19.8	20.7	21.1	20.5	20.0			
170	16.1	19.9	20.4	21.1	21.0	19.6	17.1	14.5	14.0	13.9	14.4	16.4	19.7	20.5	20.4	19.2			
175	13.9	14.5	18.0	18.2	16.6	14.6	13.0	13.6	13.1	13.1	12.7	12.4	14.0	17.4	17.9	16.5			
180	15.8	14.9	14.5	6.89	5.80	11.5	13.5	15.2	15.5	15.5	14.6	13.7	8.37	8.17	10.9	13.9			

C Range: 0 - 360DEG
 C Interval: 22.5DEG
 Test Speed: HIGH
 Temperature:25.1DEG
 Operators:Hill
 Test Date:2022-05-21

γ Range: 0 - 180DEG
 γ Interval: 1.0DEG
 Test System:EVERFINE GO-R5000_V2 SYSTEM V2.0.351
 Humidity:42%
 Test Distance:2.526m [K=1.0000]
 Remarks: