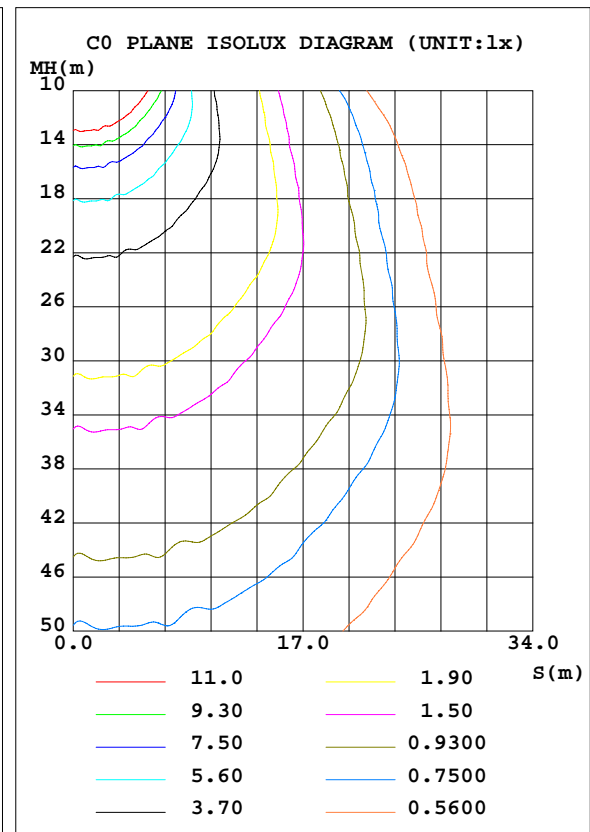
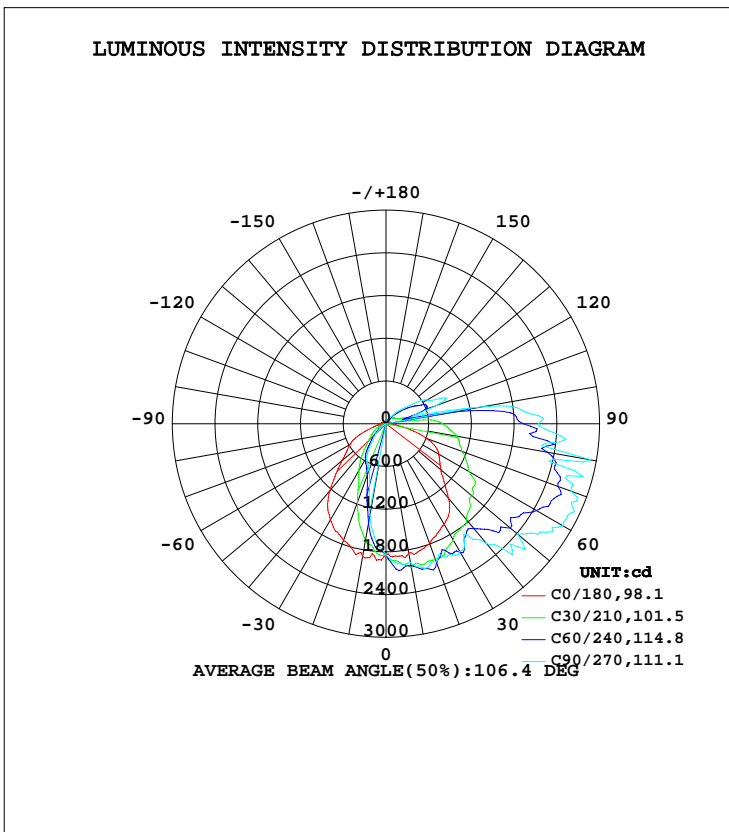


LUMINAIRE PHOTOMETRIC TEST REPORT

Test:U:120.00V I:0.4200A P:50.100W PF:0.9940 Freq:60.00Hz Lamp Flux:7718.5x1 lm		
NAME: ASD Lighting Corp	TYPE: LED	WEIGHT:
SPEC.: ASD-WLP01-50DAC-EM_4000K	DIM.:	SERIAL No.:
MFR.: ASD Lighting Corp	SUR.:	Shielding Angle:

DATA OF LAMP		PHOTOMETRIC DATA Eff: 154.06 lm/W			
MODEL	ASD-WLP01-50DAC-EM	I _{max} (cd)	2922	S/MH(C0/180)	1.25
NOMINAL POWER(W)	50	LOR(%)	100.0	S/MH(C90/270)	0.49
RATED VOLTAGE(V)	120-277	TOTAL FLUX(lm)	7718.5	η UP, DN(C0-180)	14.8, 71.8
NOMINAL FLUX(lm)	7718.5	CIE CLASS	SEMI-D.	η UP, DN(C180-360)	0.4, 12.9
LAMPS INSIDE	1	η up(%)	15.2	CIBSE SHR NOM	1.00
TEST VOLTAGE(V)	120	η down(%)	84.8	CIBSE SHR MAX	1.15



C Range: 0 - 360DEG
 C Interval: 15.0DEG
 Test Speed: HIGH
 Temperature: 24.8DEG
 Operators: Alan Wang
 Test Date: 07 June 2021

γ Range: 0 - 180DEG
 γ Interval: 1.0DEG
 Test System: EVERFINE GO-R5000_V2 SYSTEM V2.00.442T2
 Humidity: 49.6%
 Test Distance: 2.500m [K=1.0462]
 Remarks:

ZONAL FLUX DIAGRAM

ZONAL FLUX DIAGRAM:

γ	C0	C45	C90	C135	C180	C225	C270	C315	γ	Φ zone	Φ total	%lum,lamp
10	1843	2053	1982	1980	1894	1530	1304	1460	0- 10	174.1	174.1	2.26,2.26
20	1795	2129	2065	2081	1744	903.2	693.9	856.6	10- 20	462.4	636.5	8.25,8.25
30	1636	1936	2076	1976	1568	620.1	541.6	607.0	20- 30	658.4	1295	16.8,16.8
40	1361	1766	2199	1777	1220	405.0	284.8	374.5	30- 40	783.6	2079	26.9,26.9
50	1013	1844	2408	1740	810.4	225.1	128.7	211.4	40- 50	863.6	2942	38.1,38.1
60	858.3	1704	2869	1676	578.8	106.2	47.25	106.4	50- 60	915.2	3857	50,50
70	614.5	1973	2766	1513	315.6	33.03	2.310	31.20	60- 70	968.5	4826	62.5,62.5
80	212.6	1868	2921	1542	115.8	14.86	3.048	15.48	70- 80	924.2	5750	74.5,74.5
90	77.34	1445	2139	1250	75.17	9.870	3.163	6.721	80- 90	793.3	6543	84.8,84.8
100	49.96	478.3	1374	716.4	44.96	6.807	5.992	5.840	90-100	581.9	7125	92.3,92.3
110	64.09	331.7	757.5	281.9	59.34	8.575	6.680	5.999	100-110	189.5	7315	94.8,94.8
120	38.52	302.0	669.7	253.0	32.58	7.802	6.508	5.598	110-120	191.6	7506	97.3,97.3
130	13.14	201.6	363.6	195.1	12.38	5.881	5.740	4.405	120-130	120.8	7627	98.8,98.8
140	6.406	109.7	177.2	115.2	6.889	4.637	4.892	3.103	130-140	57.39	7685	99.6,99.6
150	2.304	54.89	76.79	56.28	3.900	5.139	2.532	4.757	140-150	23.17	7708	99.9,99.9
160	5.825	7.517	34.76	10.27	5.287	5.348	4.594	3.292	150-160	8.235	7716	100,100
170	6.029	6.175	6.448	7.150	7.287	6.818	3.489	1.688	160-170	1.978	7718	100,100
180	3.999	3.999	3.999	3.999	3.507	3.507	3.507	3.507	170-180	0.4888	7719	100,100
DEG	LUMINOUS INTENSITY:cd									UNIT:lm		

Conical surface Flux(90deg): 2500.5 lm

%lum = 32.4%

%lamp = 32.4%

Conical surface Flux(120deg): 3857.4 lm

%lum = 50.0%

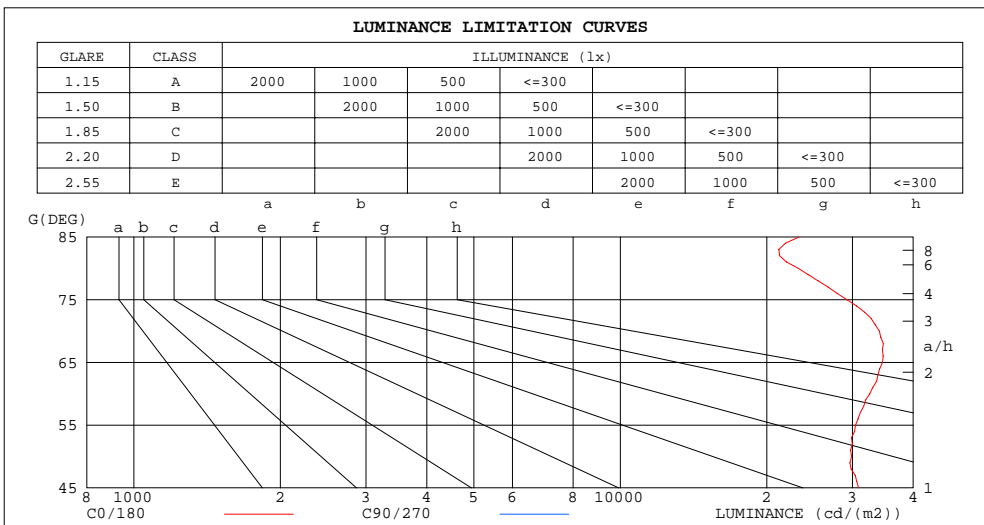
%lamp = 50.0%

C Range: 0 - 360DEG
 C Interval: 15.0DEG
 Test Speed: HIGH
 Temperature: 24.8DEG
 Operators: Alan Wang
 Test Date: 07 June 2021

γ Range: 0 - 180DEG
 γ Interval: 1.0DEG
 Test System: EVERFINE GO-R5000_V2 SYSTEM V2.00.442T2
 Humidity: 49.6%
 Test Distance: 2.500m [K=1.0462]
 Remarks:

LUMINANCE LIMITATION CURVES

Test:U:120.00V I:0.4200A P:50.100W PF:0.9940 Freq:60.00Hz Lamp Flux:7718.5x1 lm		
NAME: ASD Lighting Corp	TYPE: LED	WEIGHT:
SPEC.:	DIM.:	SERIAL No.:
MFR.: ASD Lighting Corp	SUR.:	Shielding Angle:



LUMINANCE cd/(m2)		
G (DEG)	C0/180	C90/270
85	23297	551766
80	23221	319052
75	29223	209996
70	34076	153403
65	34586	131114
60	32558	108829
55	30437	87675
50	29883	71057
45	30869	67276

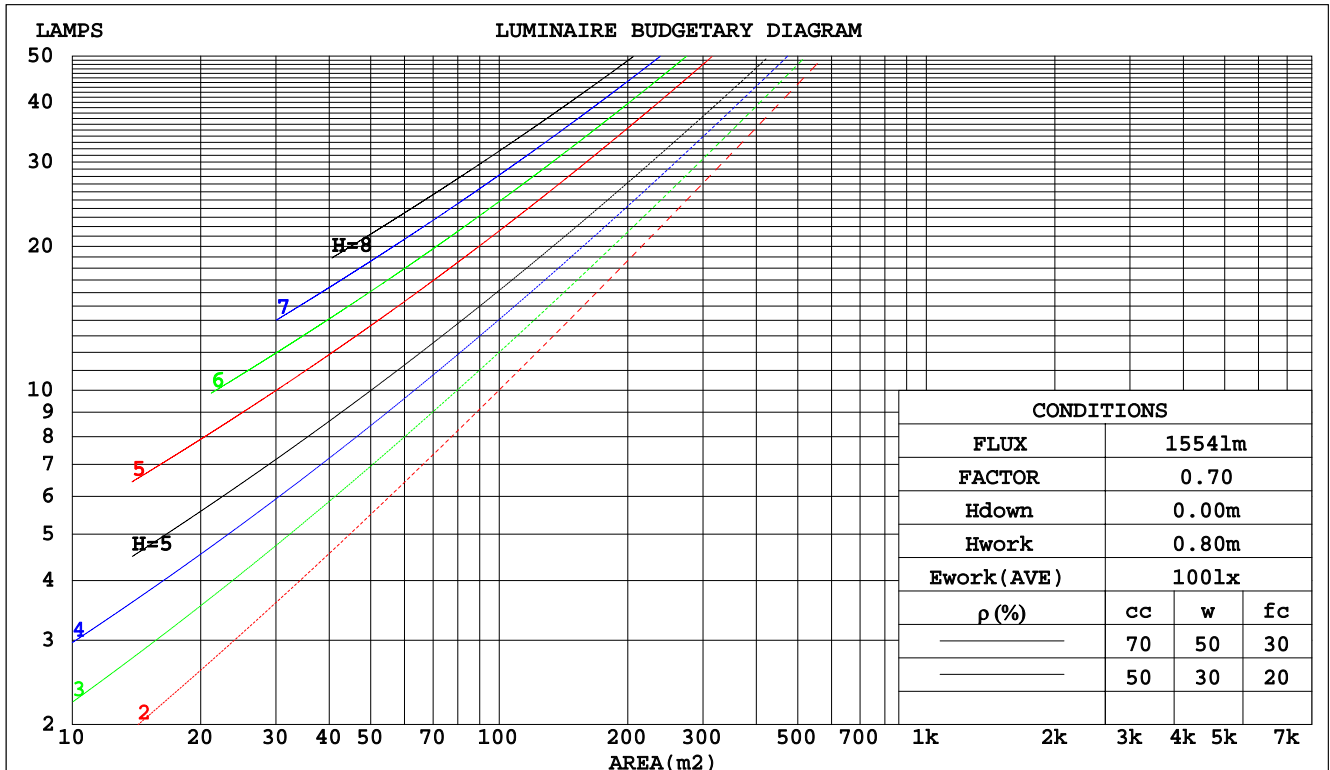
C Range: 0 - 360DEG
 C Interval: 15.0DEG
 Test Speed: HIGH
 Temperature: 24.8DEG
 Operators: Alan Wang
 Test Date: 07 June 2021

γ Range: 0 - 180DEG
 γ Interval: 1.0DEG
 Test System: EVERFINE GO-R5000_V2 SYSTEM V2.00.442T2
 Humidity: 49.6%
 Test Distance: 2.500m [K=1.0462]
 Remarks:

CU AND LUMINAIRE BUDGETARY ESTIMATE DIAGRAM

Test:U:120.00V I:0.4200A P:50.100W PF:0.9940 Freq:60.00Hz Lamp Flux:7718.5x1 lm		
NAME: ASD Lighting Corp	TYPE: LED	WEIGHT:
SPEC.:	DIM.:	SERIAL No.:
MFR.: ASD Lighting Corp	SUR.:	Shielding Angle:

pcc	80%			70%			50%			30%			10%			0
pw	50%	30%	10%	50%	30%	10%	50%	30%	10%	50%	30%	10%	50%	30%	10%	0
pfc	20%			20%			20%			20%			20%			0
RCR	RCR:Room Cavity Ratio						Coefficients of Utilization(CU)									
0.0	1.15	1.15	1.15	1.11	1.11	1.11	1.03	1.03	1.03	.95	.95	.95	.88	.88	.88	.85
1.0	.94	.88	.83	.90	.85	.80	.83	.79	.75	.76	.73	.70	.70	.67	.65	.61
2.0	.80	.71	.64	.76	.69	.62	.70	.64	.58	.65	.59	.55	.59	.55	.51	.48
3.0	.69	.59	.52	.66	.57	.50	.61	.53	.47	.56	.50	.45	.51	.46	.42	.39
4.0	.60	.50	.43	.58	.49	.42	.53	.46	.39	.49	.43	.37	.45	.40	.35	.32
5.0	.53	.44	.36	.51	.42	.35	.47	.40	.34	.44	.37	.32	.40	.35	.30	.27
6.0	.48	.38	.31	.46	.37	.31	.43	.35	.29	.40	.33	.28	.37	.31	.26	.24
7.0	.43	.34	.27	.42	.33	.27	.39	.31	.26	.36	.29	.24	.33	.28	.23	.21
8.0	.39	.30	.24	.38	.30	.24	.35	.28	.23	.33	.26	.22	.31	.25	.21	.18
9.0	.36	.28	.22	.35	.27	.21	.33	.25	.20	.30	.24	.19	.28	.23	.19	.17
10.0	.33	.25	.20	.32	.24	.19	.30	.23	.18	.28	.22	.18	.26	.21	.17	.15



C Range: 0 - 360DEG
 C Interval: 15.0DEG
 Test Speed: HIGH
 Temperature: 24.8DEG
 Operators: Alan Wang
 Test Date: 07 June 2021

γ Range: 0 - 180DEG
 γ Interval: 1.0DEG
 Test System: EVERFINE GO-R5000_V2 SYSTEM V2.00.442T2
 Humidity: 49.6%
 Test Distance: 2.500m [K=1.0462]
 Remarks:

WEC AND CCEC

Test:U:120.00V I:0.4200A P:50.100W PF:0.9940 Freq:60.00Hz Lamp Flux:7718.5x1 lm		
NAME: ASD Lighting Corp	TYPE: LED	WEIGHT:
SPEC.:	DIM.:	SERIAL No.:
MFR.: ASD Lighting Corp	SUR.:	Shielding Angle:

ρcc	80%			70%			50%			30%			10%			0
ρw	50%	30%	10%	50%	30%	10%	50%	30%	10%	50%	30%	10%	50%	30%	10%	0
ρfc	20%			20%			20%			20%			20%			0
RCR	RCR:Room Cavity Ratio						Wall Exitance Coefficients(WEC)									
0.0																
1.0	.427	.243	.077	.415	.237	.075	.393	.225	.072	.372	.215	.069	.353	.205	.066	
2.0	.359	.197	.060	.349	.192	.059	.328	.183	.057	.310	.174	.054	.292	.165	.052	
3.0	.314	.167	.050	.304	.163	.049	.286	.155	.047	.269	.147	.045	.253	.140	.043	
4.0	.279	.145	.043	.270	.142	.042	.254	.135	.040	.239	.128	.039	.224	.122	.037	
5.0	.252	.128	.037	.244	.125	.036	.229	.119	.035	.215	.113	.034	.202	.108	.032	
6.0	.229	.115	.033	.222	.112	.032	.208	.107	.031	.196	.102	.030	.184	.097	.029	
7.0	.210	.104	.029	.204	.102	.029	.191	.097	.028	.180	.092	.027	.169	.088	.026	
8.0	.194	.095	.027	.188	.093	.026	.177	.088	.025	.166	.084	.024	.156	.080	.023	
9.0	.181	.087	.024	.175	.085	.024	.165	.081	.023	.155	.078	.022	.146	.074	.021	
10.0	.169	.081	.022	.164	.079	.022	.154	.075	.021	.145	.072	.020	.136	.069	.020	

ρcc	80%			70%			50%			30%			10%			0
ρw	50%	30%	10%	50%	30%	10%	50%	30%	10%	50%	30%	10%	50%	30%	10%	0
ρfc	20%			20%			20%			20%			20%			0
RCR	RCR:Room Cavity Ratio						Ceiling Cavity Exitance Coefficients(CCEC)									
0.0	.306	.306	.306	.262	.262	.262	.179	.179	.179	.103	.103	.103	.033	.033	.033	
1.0	.305	.272	.242	.261	.233	.208	.179	.161	.144	.103	.093	.084	.033	.030	.027	
2.0	.299	.249	.208	.256	.215	.179	.176	.148	.125	.101	.086	.073	.032	.028	.024	
3.0	.291	.233	.186	.250	.201	.162	.171	.140	.113	.099	.082	.067	.032	.026	.022	
4.0	.283	.221	.173	.243	.191	.150	.167	.133	.106	.097	.078	.063	.031	.025	.021	
5.0	.275	.211	.163	.236	.182	.142	.163	.127	.100	.094	.075	.060	.030	.024	.020	
6.0	.267	.203	.157	.230	.176	.136	.158	.123	.096	.092	.072	.057	.030	.024	.019	
7.0	.260	.196	.152	.223	.170	.132	.154	.119	.094	.090	.070	.056	.029	.023	.018	
8.0	.253	.191	.148	.218	.165	.129	.151	.116	.091	.088	.068	.054	.028	.022	.018	
9.0	.246	.186	.145	.212	.161	.126	.147	.113	.090	.086	.067	.053	.028	.022	.018	
10.0	.240	.181	.142	.207	.158	.124	.144	.111	.088	.084	.066	.053	.027	.022	.017	

C Range: 0 - 360DEG
 C Interval: 15.0DEG
 Test Speed: HIGH
 Temperature: 24.8DEG
 Operators: Alan Wang
 Test Date: 07 June 2021

γ Range: 0 - 180DEG
 γ Interval: 1.0DEG
 Test System: EVERFINE GO-R5000_V2 SYSTEM V2.00.442T2
 Humidity: 49.6%
 Test Distance: 2.500m [K=1.0462]
 Remarks:

UGR(Unified Glare Rating) Table

Test:U:120.00V I:0.4200A P:50.100W PF:0.9940 Freq:60.00Hz Lamp Flux:7718.5x1 lm										
NAME: ASD Lighting Corp					TYPE: LED			WEIGHT:		
SPEC.:					DIM.:			SERIAL No.:		
MFR.: ASD Lighting Corp					SUR.:			Shielding Angle:		
ceiling/cavity	0.7	0.7	0.5	0.5	0.3	0.7	0.7	0.5	0.5	0.3
walls	0.5	0.3	0.5	0.3	0.3	0.5	0.3	0.5	0.3	0.3
working plane	0.2	0.2	0.2	0.2	0.2	0.2	0.2	0.2	0.2	0.2
Room dimensions	Viewed crosswise					Viewed endwise				
x = 2H y = 2H	24.7	26.2	25.3	26.8	27.4	29.3	30.8	29.9	31.4	32.0
3H	27.2	28.6	27.8	29.2	29.9	33.5	34.9	34.1	35.5	36.2
4H	28.2	29.5	28.8	30.1	30.8	35.4	36.7	36.0	37.3	38.0
6H	28.8	30.0	29.4	30.6	31.4	37.4	38.7	38.1	39.3	40.0
8H	29.0	30.2	29.6	30.8	31.5	38.4	39.6	39.0	40.2	40.9
12H	29.1	30.3	29.8	30.9	31.7	39.6	40.7	40.2	41.4	42.1
4H 2H	26.8	28.1	27.4	28.7	29.4	29.6	30.9	30.3	31.6	32.3
3H	29.2	30.4	29.8	31.0	31.7	34.3	35.5	35.0	36.1	36.9
4H	30.3	31.4	30.9	32.0	32.8	36.5	37.6	37.1	38.2	39.0
6H	31.3	32.2	31.9	32.9	33.7	38.8	39.7	39.4	40.4	41.2
8H	31.7	32.6	32.3	33.2	34.0	40.0	40.9	40.6	41.5	42.3
12H	31.9	32.8	32.6	33.5	34.3	41.3	42.1	42.0	42.8	43.6
8H 4H	32.7	33.6	33.4	34.3	35.1	36.8	37.7	37.5	38.4	39.2
6H	33.9	34.7	34.6	35.4	36.2	39.5	40.2	40.2	41.0	41.7
8H	34.4	35.1	35.1	35.8	36.6	40.9	41.6	41.6	42.4	43.2
12H	34.9	35.5	35.6	36.2	37.1	42.5	43.1	43.2	43.9	44.7
12H 4H	33.5	34.3	34.2	35.0	35.8	36.9	37.7	37.5	38.4	39.2
6H	35.0	35.7	35.7	36.4	37.3	39.6	40.3	40.3	41.0	41.8
8H	35.7	36.4	36.4	37.1	37.9	41.2	41.8	41.9	42.5	43.4
CIE190: 2010										

CIE190: 2010
Area: 0.052725 m2

C Range: 0 - 360DEG	γ Range: 0 - 180DEG
C Interval: 15.0DEG	γ Interval: 1.0DEG
Test Speed: HIGH	Test System:EVERFINE GO-R5000_V2 SYSTEM V2.00.442T2
Temperature: 24.8DEG	Humidity: 49.6%
Operators:Alan Wang	Test Distance:2.500m [K=1.0462]
Test Date:07 June 2021	Remarks:

UTILIZATION FACTORS TABLE

Test:U:120.00V I:0.4200A P:50.100W PF:0.9940 Freq:60.00Hz Lamp Flux:7718.5x1 lm		
NAME: ASD Lighting Corp	TYPE: LED	WEIGHT:
SPEC.:	DIM.:	SERIAL No.:
MFR.: ASD Lighting Corp	SUR.:	Shielding Angle:

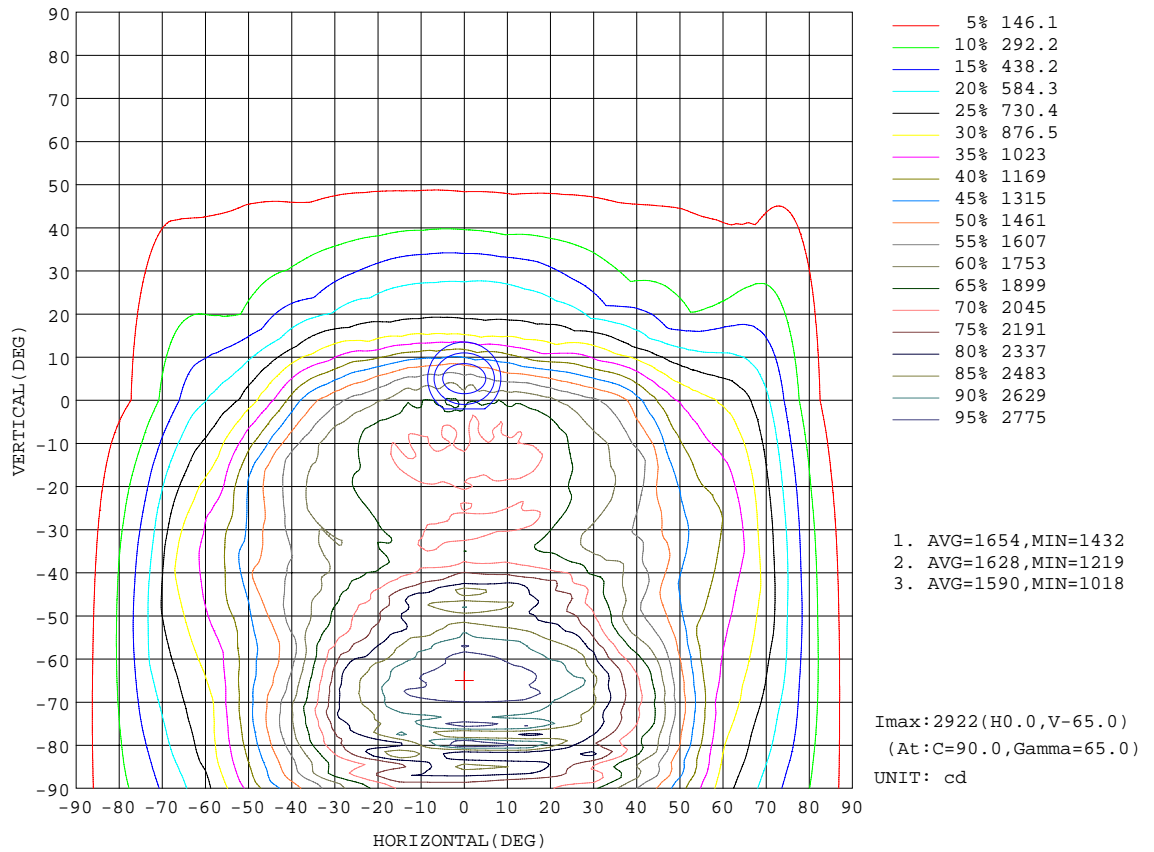
REFLECTANCE										
Ceiling	0.8	0.8	0.8	0.7	0.7	0.7	0.5	0.5	0.5	0
Walls	0.7	0.5	0.3	0.7	0.5	0.3	0.7	0.5	0.3	0
Working plane	0.2	0.2	0.2	0.2	0.2	0.2	0.2	0.2	0.2	0
ROOM INDEX	UTILIZATION FACTORS(PERCENT) $k(RI) \times RCR = 5$									
k = 0.60	47	35	27	46	34	27	44	33	27	20
0.80	56	42	34	54	42	34	52	41	33	25
1.00	63	50	41	61	49	41	58	50	40	31
1.25	70	57	48	68	55	47	64	53	46	36
1.50	75	62	53	72	61	52	68	58	50	40
2.00	82	70	61	79	68	60	74	65	58	46
2.50	87	76	67	84	74	66	78	70	63	51
3.00	91	81	73	87	78	71	81	74	67	54
4.00	96	87	80	92	84	78	85	79	73	60
5.00	99	91	85	95	88	82	88	82	78	63
ROOM INDEX	UF(total)									Direct
According to DIN EN 13032-2 2004			Suspended				SHRNOM = 1.25			

C Range: 0 - 360DEG
 C Interval: 15.0DEG
 Test Speed: HIGH
 Temperature: 24.8DEG
 Operators: Alan Wang
 Test Date: 07 June 2021

γ Range: 0 - 180DEG
 γ Interval: 1.0DEG
 Test System: EVERFINE GO-R5000_V2 SYSTEM V2.00.442T2
 Humidity: 49.6%
 Test Distance: 2.500m [K=1.0462]
 Remarks:

ISOCANDELA DIAGRAM

Test:U:120.00V I:0.4200A P:50.100W PF:0.9940 Freq:60.00Hz Lamp Flux:7718.5x1 lm		
NAME: ASD Lighting Corp	TYPE: LED	WEIGHT:
SPEC.:	DIM.:	SERIAL No.:
MFR.: ASD Lighting Corp	SUR.:	Shielding Angle:

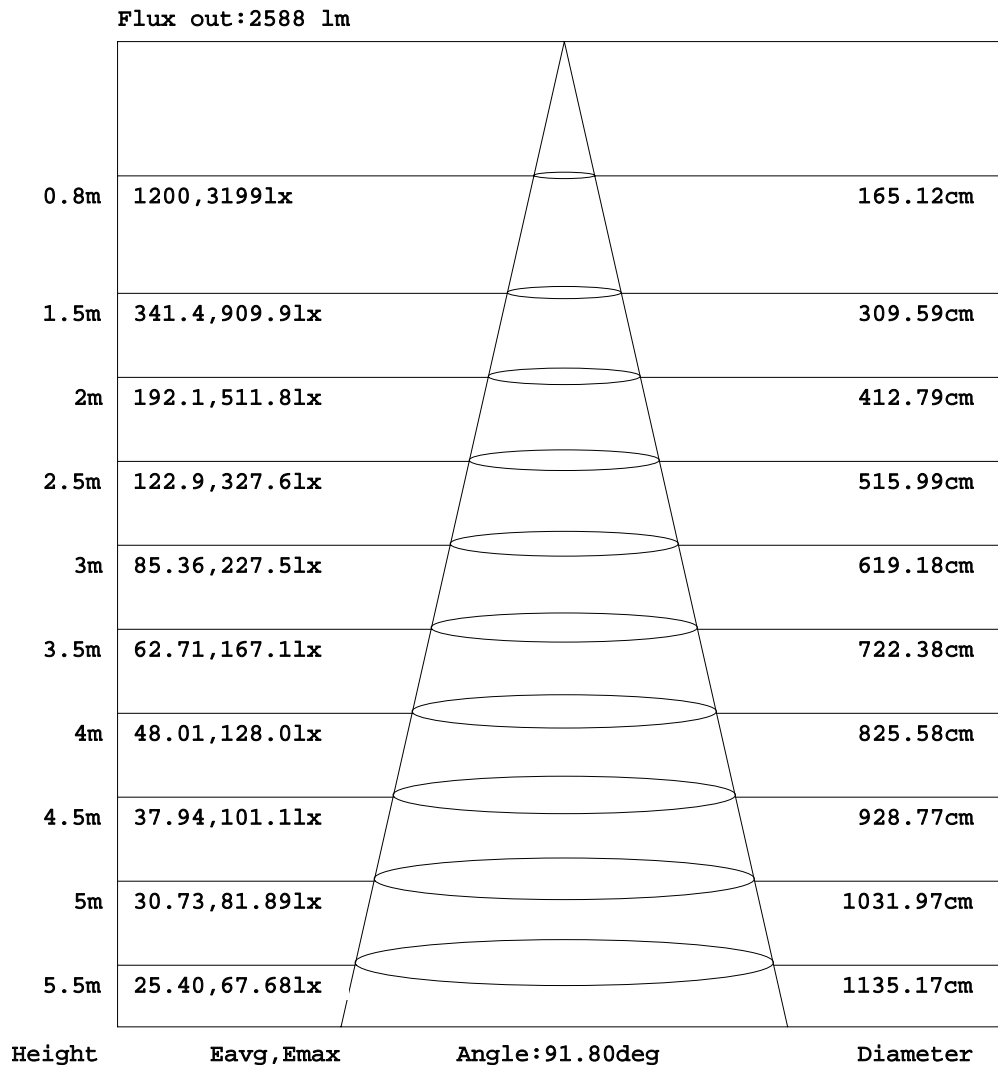


C Range: 0 - 360DEG
 C Interval: 15.0DEG
 Test Speed: HIGH
 Temperature: 24.8DEG
 Operators: Alan Wang
 Test Date: 07 June 2021

γ Range: 0 - 180DEG
 γ Interval: 1.0DEG
 Test System: EVERFINE GO-R5000_V2 SYSTEM V2.00.442T2
 Humidity: 49.6%
 Test Distance: 2.500m [K=1.0462]
 Remarks:

AAI Figure

Test:U:120.00V I:0.4200A P:50.100W PF:0.9940 Freq:60.00Hz Lamp Flux:7718.5x1 lm		
NAME: ASD Lighting Corp	TYPE: LED	WEIGHT:
SPEC.:	DIM.:	SERIAL No.:
MFR.: ASD Lighting Corp	SUR.:	Shielding Angle:



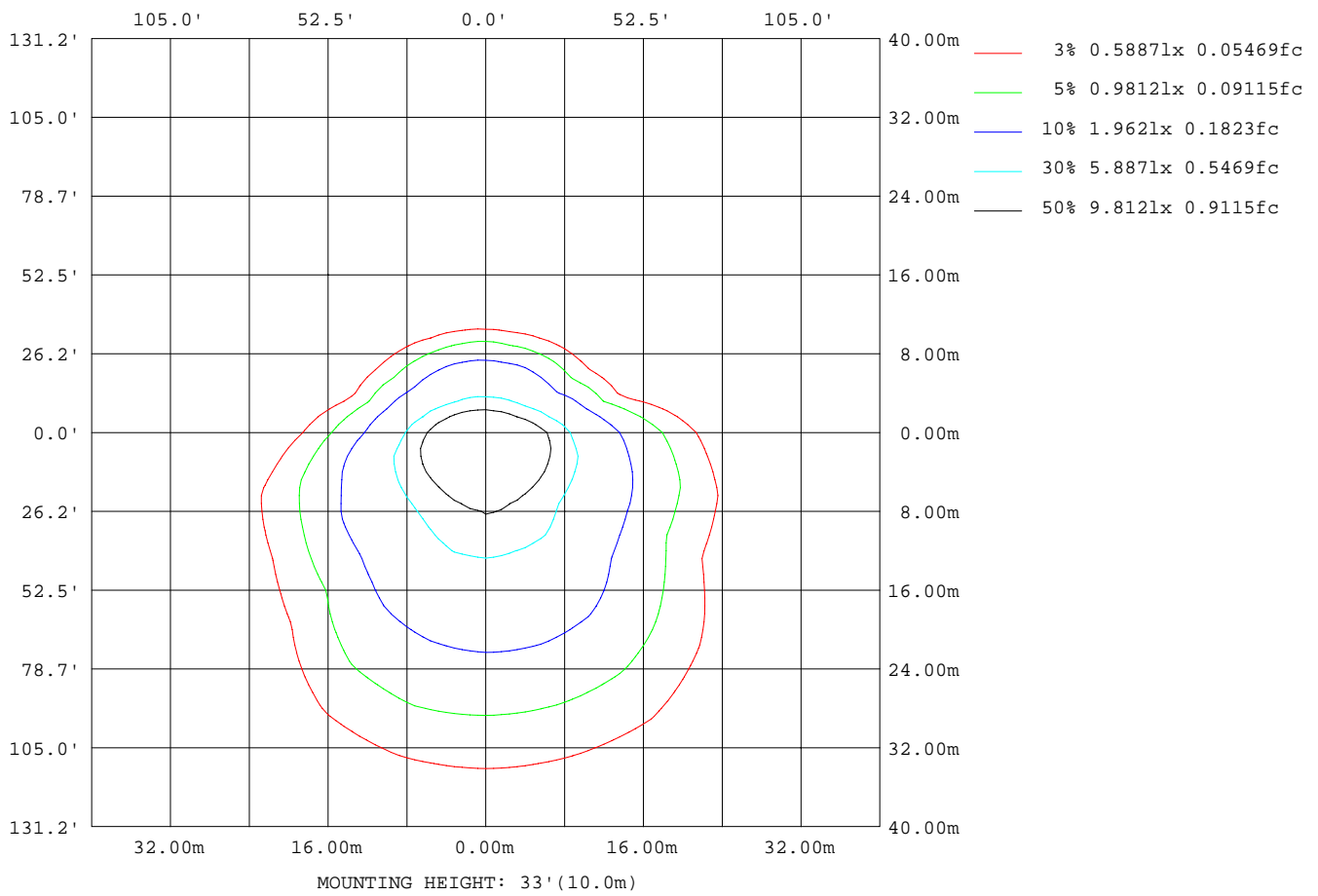
Note:The Curves indicate the illuminated area and the average illumination when the luminaire is at different distance.

C Range: 0 - 360DEG
 C Interval: 15.0DEG
 Test Speed: HIGH
 Temperature: 24.8DEG
 Operators: Alan Wang
 Test Date: 07 June 2021

γ Range: 0 - 180DEG
 γ Interval: 1.0DEG
 Test System: EVERFINE GO-R5000_V2 SYSTEM V2.00.442T2
 Humidity: 49.6%
 Test Distance: 2.500m [K=1.0462]
 Remarks:

ISOLUX DIAGRAM

Test:U:120.00V I:0.4200A P:50.100W PF:0.9940 Freq:60.00Hz Lamp Flux:7718.5x1 lm		
NAME: ASD Lighting Corp	TYPE: LED	WEIGHT:
SPEC.:	DIM.:	SERIAL No.:
MFR.: ASD Lighting Corp	SUR.:	Shielding Angle:



C Range: 0 - 360DEG
 C Interval: 15.0DEG
 Test Speed: HIGH
 Temperature: 24.8DEG
 Operators: Alan Wang
 Test Date: 07 June 2021

γ Range: 0 - 180DEG
 γ Interval: 1.0DEG
 Test System: EVERFINE GO-R5000_V2 SYSTEM V2.00.442T2
 Humidity: 49.6%
 Test Distance: 2.500m [K=1.0462]
 Remarks:

LED Avg.L Report

Test:U:120.00V I:0.4200A P:50.100W PF:0.9940 Freq:60.00Hz Lamp Flux:7718.5x1 lm		
NAME: ASD Lighting Corp	TYPE: LED	WEIGHT:
SPEC.:	DIM.:	SERIAL No.:
MFR.: ASD Lighting Corp	SUR.:	Shielding Angle:

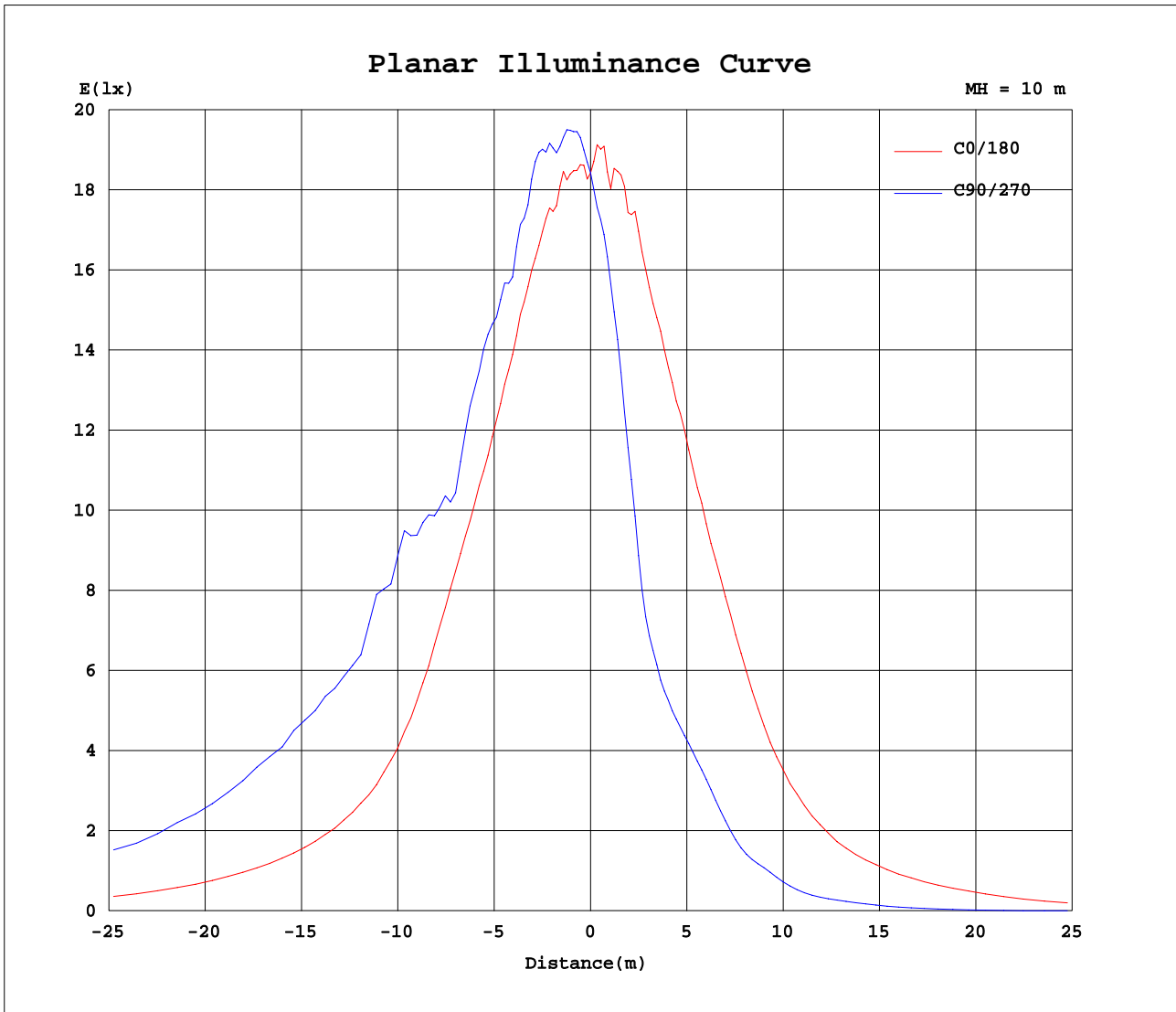
AvgL	cd/m2
L_0~180(65)av	27874
L_0~180(75)av	21282
L_0~180(85)av	20788
L_90~270(65)av	65815
L_90~270(75)av	105098
L_90~270(85)av	276223
L_45(65)av	39191
L_45(75)av	65657
L_45(85)av	168689

Standard: GB/T 29293-2012

C Range: 0 - 360DEG
 C Interval: 15.0DEG
 Test Speed: HIGH
 Temperature: 24.8DEG
 Operators: Alan Wang
 Test Date: 07 June 2021

γ Range: 0 - 180DEG
 γ Interval: 1.0DEG
 Test System: EVERFINE GO-R5000_V2 SYSTEM V2.00.442T2
 Humidity: 49.6%
 Test Distance: 2.500m [K=1.0462]
 Remarks:

Planar Illuminance Curve



C Range: 0 - 360DEG
 C Interval: 15.0DEG
 Test Speed: HIGH
 Temperature: 24.8DEG
 Operators: Alan Wang
 Test Date: 07 June 2021

γ Range: 0 - 180DEG
 γ Interval: 1.0DEG
 Test System: EVERFINE GO-R5000_V2 SYSTEM V2.00.442T2
 Humidity: 49.6%
 Test Distance: 2.500m [K=1.0462]
 Remarks:

LUMINOUS DISTRIBUTION INTENSITY DATA

Test:U:120.00V I:0.4200A P:50.100W PF:0.9940 Freq:60.00Hz Lamp Flux:7718.5x1 lm		
NAME: ASD Lighting Corp	TYPE: LED	WEIGHT:
SPEC.:	DIM.:	SERIAL No.:
MFR.: ASD Lighting Corp	SUR.:	Shielding Angle:

Table--1

UNIT: cd

C(DEG) γ (DEG)	0	15	30	45	60	75	90	105	120	135	150	165	180	195	210	225	240	255	270
0	1842	1842	1842	1842	1842	1842	1842	1842	1842	1842	1842	1842	1842	1842	1842	1842	1842	1842	1842
5	1869	1908	1941	1987	2071	2043	1968	1984	1999	1946	1890	1893	1866	1824	1799	1781	1737	1686	1652
10	1843	1951	2050	2053	2025	2112	1982	2049	2046	1980	1942	1904	1894	1779	1671	1530	1420	1353	1304
15	1844	1969	2054	2050	2105	2129	2102	2149	2091	2104	2044	1924	1825	1675	1456	1210	1042	929	889
20	1795	1942	2025	2129	2083	2015	2065	2026	2136	2081	2041	1923	1744	1491	1171	903	773	726	694
25	1701	1883	1975	1993	1961	2031	2050	2004	2030	2001	1965	1887	1668	1311	905	725	654	629	615
30	1636	1793	1891	1936	2089	2096	2076	2054	1994	1976	1891	1845	1568	1118	761	620	583	553	542
35	1543	1749	1816	1878	1938	1905	1899	2094	1913	1869	1855	1757	1427	929	620	519	482	432	409
40	1361	1664	1765	1766	1923	2115	2199	2055	1880	1777	1829	1673	1220	751	473	405	339	298	285
45	1151	1578	1670	1746	2128	2458	2508	2281	1929	1781	1719	1571	996	569	359	298	246	215	204
50	1013	1354	1578	1844	2282	2375	2408	2392	2016	1740	1596	1423	810	408	282	225	168	140	129
55	920	1244	1519	1794	2279	2543	2651	2397	2099	1732	1512	1219	672	282	226	153	114	94.4	92.0
60	858	1207	1347	1704	2439	2716	2869	2590	2185	1676	1489	1047	579	217	180	106	66.2	54.2	47.2
65	771	1137	1249	1812	2560	2843	2922	2730	2348	1546	1259	1001	472	189	134	67.6	32.1	16.3	11.5
70	614	1013	1129	1973	2568	2784	2766	2732	2397	1513	1106	944	316	168	92.5	33.0	5.18	2.82	2.31
75	399	869	1069	1980	2449	2704	2866	2572	2370	1565	974	795	182	139	59.7	18.1	5.78	3.37	2.73
80	213	706	1003	1868	2298	2791	2921	2298	2180	1542	855	637	116	107	43.5	14.9	6.20	3.79	3.05
85	107	547	896	1671	2074	2465	2536	2142	1955	1407	794	478	84.0	82.2	34.8	12.2	6.44	3.87	3.13
90	77.3	402	794	1445	1929	2118	2139	2067	1694	1250	683	341	75.2	68.5	27.2	9.87	6.29	3.82	3.16
95	62.3	245	643	1243	1760	1920	1951	1889	1484	1057	591	233	69.3	58.4	20.6	8.41	6.01	4.15	3.61
100	50.0	100	227	478	967	1256	1374	1370	956	716	356	114	45.0	32.2	9.89	6.81	6.28	6.54	5.99
105	38.1	89.5	348	257	239	396	428	388	233	169	207	75.8	34.3	27.6	14.8	6.77	6.74	6.75	6.34
110	64.1	66.5	229	332	583	780	758	607	413	282	236	74.7	59.3	26.3	12.9	8.58	7.69	6.57	6.68
115	54.7	48.6	169	334	623	811	840	814	505	264	144	56.0	45.2	19.1	11.1	8.43	7.85	6.42	6.70
120	38.5	37.4	149	302	508	636	670	609	465	253	113	42.4	32.6	14.3	9.30	7.80	7.47	6.35	6.51
125	27.6	32.3	145	253	404	506	528	515	386	226	96.6	33.6	23.9	10.7	8.33	6.88	6.96	6.18	6.22
130	13.1	13.1	120	202	287	345	364	357	281	195	90.6	25.1	12.4	5.00	7.41	5.88	5.66	5.89	5.74
135	6.12	16.2	114	149	201	250	261	250	193	140	87.0	13.9	8.63	9.39	6.44	5.63	5.16	3.83	3.86
140	6.41	14.1	71.7	110	137	169	177	171	130	115	67.5	9.15	6.89	7.33	4.97	4.64	5.15	4.60	4.89
145	5.66	8.48	38.7	88.4	94.5	109	111	111	95.6	91.2	40.7	10.7	4.81	5.01	4.10	4.94	4.45	4.26	4.12
150	2.30	3.55	10.1	54.9	73.6	76.2	76.8	80.4	72.9	56.3	20.3	7.14	3.90	3.72	4.30	5.14	5.36	4.11	2.53
155	5.63	5.72	9.13	26.7	47.7	58.5	59.5	59.5	48.8	29.3	7.39	4.17	4.57	4.86	4.33	5.14	5.76	5.39	3.81
160	5.82	5.89	5.53	7.52	21.2	32.5	34.8	35.7	25.7	10.3	5.60	4.51	5.29	5.41	4.84	5.35	5.57	5.28	4.59
165	6.14	6.26	5.85	6.21	7.49	9.25	11.1	10.1	8.34	6.73	5.63	5.15	6.43	6.50	6.59	5.23	4.94	4.94	4.29
170	6.03	6.46	6.34	6.17	5.89	5.85	6.45	7.33	7.37	7.15	6.53	6.45	7.29	7.29	7.20	6.82	5.89	4.89	3.49
175	3.25	3.52	3.54	3.38	3.42	3.73	4.35	6.25	7.06	7.16	7.19	7.24	7.23	7.22	7.09	6.87	6.48	5.70	3.88
180	4.00	4.00	4.00	4.00	4.00	4.00	4.00	4.00	4.00	4.00	4.00	4.00	4.00	3.51	3.51	3.51	3.51	3.51	3.51

C Range: 0 - 360DEG
 C Interval: 15.0DEG
 Test Speed: HIGH
 Temperature: 24.8DEG
 Operators: Alan Wang
 Test Date: 07 June 2021

γ Range: 0 - 180DEG
 γ Interval: 1.0DEG
 Test System: EVERFINE GO-R5000_V2 SYSTEM V2.00.442T2
 Humidity: 49.6%
 Test Distance: 2.500m [K=1.0462]
 Remarks:

LUMINOUS DISTRIBUTION INTENSITY DATA

Test:U:120.00V I:0.4200A P:50.100W PF:0.9940 Freq:60.00Hz Lamp Flux:7718.5x1 lm		
NAME: ASD Lighting Corp	TYPE: LED	WEIGHT:
SPEC.:	DIM.:	SERIAL No.:
MFR.: ASD Lighting Corp	SUR.:	Shielding Angle:

Table--2

UNIT: cd

C(DEG) γ (DEG)	285	300	315	330	345														
0	1842	1842	1842	1842	1842														
5	1685	1687	1701	1742	1802														
10	1283	1376	1460	1560	1722														
15	880	1008	1155	1337	1613														
20	707	761	857	1064	1447														
25	631	654	712	864	1286														
30	552	570	607	728	1105														
35	412	461	484	567	926														
40	280	326	375	406	752														
45	204	237	278	307	574														
50	131	167	211	248	415														
55	87.9	113	151	204	296														
60	48.8	65.2	106	168	221														
65	10.8	30.1	67.1	131	182														
70	2.53	5.28	31.2	95.0	161														
75	2.95	4.18	20.9	67.4	135														
80	3.23	3.72	15.5	50.9	104														
85	3.18	3.46	11.1	39.9	80.4														
90	2.94	2.61	6.72	29.5	66.9														
95	4.06	3.40	5.97	13.3	46.6														
100	6.14	4.71	5.84	16.1	20.4														
105	6.67	5.43	5.16	13.7	21.9														
110	6.81	5.78	6.00	11.1	17.2														
115	6.54	6.01	5.84	8.53	11.4														
120	6.51	5.99	5.60	7.00	8.91														
125	6.03	5.70	3.80	4.88	5.98														
130	5.11	3.90	4.41	4.85	8.81														
135	3.85	4.50	3.91	5.08	7.10														
140	4.75	3.92	3.10	3.09	5.49														
145	3.92	3.57	4.73	4.62	2.62														
150	3.37	4.06	4.76	4.65	4.00														
155	3.08	4.32	4.39	4.55	4.91														
160	3.51	3.01	3.29	3.45	5.30														
165	2.38	3.29	2.05	2.39	3.43														
170	1.79	1.68	1.69	1.98	2.98														
175	2.55	2.50	2.84	3.14	3.09														
180	3.51	3.51	3.51	3.51	3.51														

C Range: 0 - 360DEG
 C Interval: 15.0DEG
 Test Speed: HIGH
 Temperature: 24.8DEG
 Operators: Alan Wang
 Test Date: 07 June 2021

γ Range: 0 - 180DEG
 γ Interval: 1.0DEG
 Test System: EVERFINE GO-R5000_V2 SYSTEM V2.00.442T2
 Humidity: 49.6%
 Test Distance: 2.500m [K=1.0462]
 Remarks: