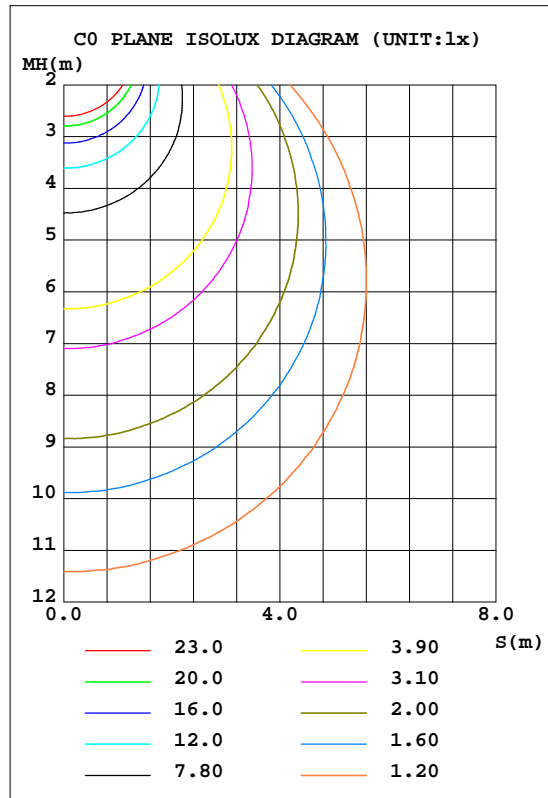
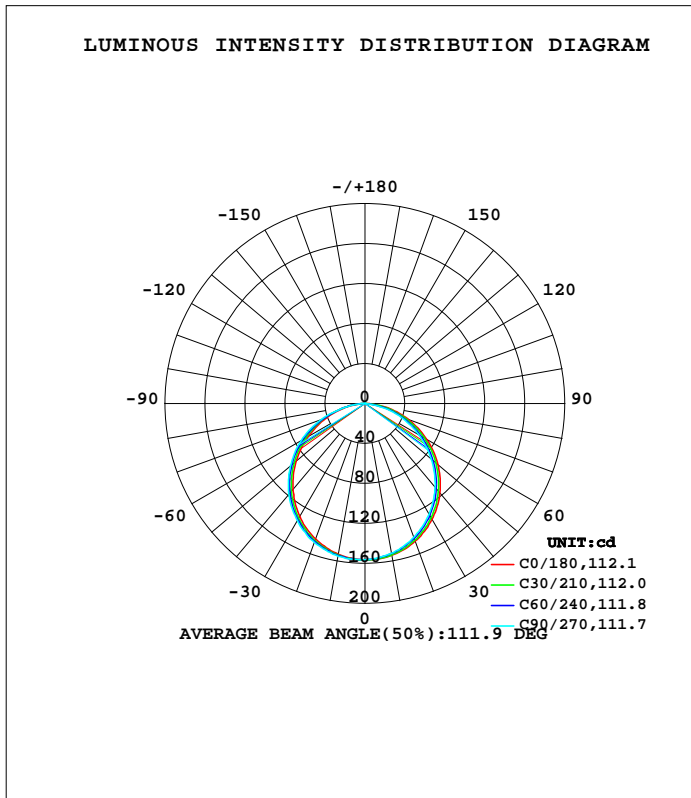


LUMINAIRE PHOTOMETRIC TEST REPORT

Test:U:120.17V I:0.0550A P:6.3000W PF:0.9440 Freq:60.00Hz Lamp Flux:443.692x1 lm		
NAME:	TYPE:	WEIGHT:
SPEC.:	DIM.:	SERIAL No.:
MFR.: ASD LIGHTING CORP	SUR.: ϕ 0.03	Shielding Angle:

DATA OF LAMP		PHOTOMETRIC DATA Eff: 70.43 lm/W			
MODEL	GBA-3D6AC-XX(5000K)	I _{max} (cd)	156.8	S/MH(C0/180)	1.24
NOMINAL POWER(W)	6	LOR(%)	100.0	S/MH(C90/270)	1.29
RATED VOLTAGE(V)	120	TOTAL FLUX(lm)	443.69	h UP, DN(C0-180)	0.2, 48.2
NOMINAL FLUX(lm)	443.692	CIE CLASS	DIRECT	h UP, DN(C180-360)	0.2, 51.5
LAMPS INSIDE	1	h up(%)	0.3	CIBSE SHR NOM	1.25
TEST VOLTAGE(V)	120.0	h down(%)	99.7	CIBSE SHR MAX	1.35



C Range: 0 - 360DEG
 C Interval: 30.0DEG
 Test Speed: HIGH
 Temperature: 25.3DEG
 Operators:
 Test Date: 2022-09-17

g Range: 0 - 180DEG
 g Interval: 1.0DEG
 Test System: EVERFINE GO-2000B_V1 SYSTEM V2.00.426
 Humidity: 65.0%
 Test Distance: 8.700m [K=1.1609]
 Remarks:

ZONAL FLUX DIAGRAM

ZONAL FLUX DIAGRAM:

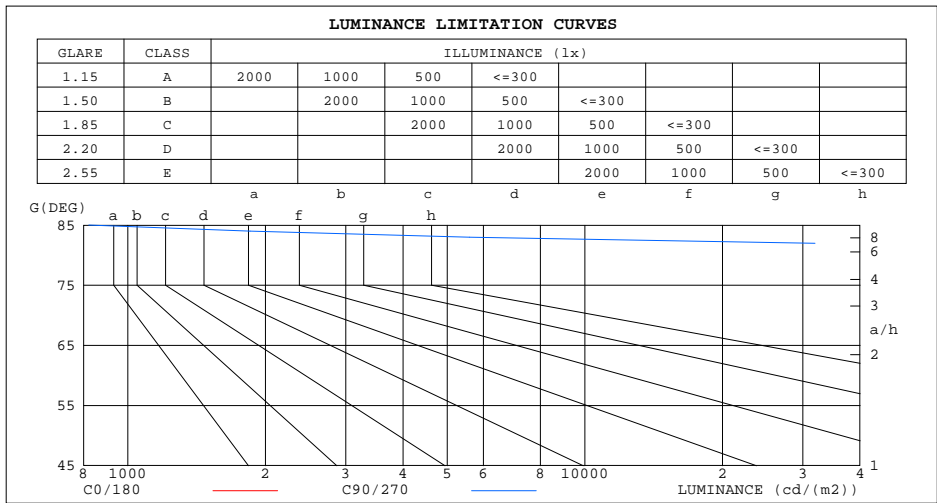
g	C0	C45	C90	C135	C180	C225	C270	C315	g	F zone	F total	%lum,lamp
10	154.2	153.1	152.1	152.3	153.1	154.2	155.1	154.7	0- 10	14.79	14.79	3.33,3.33
20	146.8	144.8	142.5	142.5	144.4	146.5	148.1	148.2	10- 20	42.39	57.19	12.9,12.9
30	134.0	131.1	128.3	128.1	130.5	133.6	135.5	135.8	20- 30	64.25	121.4	27.4,27.4
40	116.5	112.7	109.0	109.1	112.2	115.7	118.6	118.7	30- 40	77.33	198.8	44.8,44.8
50	95.43	90.82	86.84	86.63	89.85	93.99	97.37	97.91	40- 50	79.90	278.7	62.8,62.8
60	71.31	66.31	61.93	61.76	65.23	69.89	73.50	74.00	50- 60	71.86	350.5	79,79
70	45.75	40.74	36.44	36.35	39.79	43.17	45.82	48.34	60- 70	54.50	405.0	91.3,91.3
80	21.10	15.33	9.442	12.22	16.05	18.47	16.90	22.86	70- 80	30.99	436.0	98.3,98.3
90	0.2262	0.0182	0	0.0037	0.0072	0.1824	0.3739	0.0821	80- 90	6.221	442.2	99.7,99.7
100	0	0.0144	0.0576	0.0323	0.0576	0.0322	0	0.0144	90-100	0.0241	442.3	99.7,99.7
110	0.0575	0.0754	0.1795	0.1040	0.1438	0.1013	0.0716	0.0717	100-110	0.0621	442.3	99.7,99.7
120	0.2078	0.1868	0.4449	0.2008	0.3062	0.1726	0.1506	0.1650	110-120	0.1478	442.5	99.7,99.7
130	0.3200	0.2874	0.5740	0.3801	0.3161	0.2660	0.2438	0.2905	120-130	0.2419	442.7	99.8,99.8
140	0.3303	0.4419	0.6199	0.5126	0.4532	0.4345	0.4304	0.3469	130-140	0.2963	443.0	99.8,99.8
150	0.5182	0.4016	0.5076	0.4073	0.4383	0.3870	0.4403	0.3756	140-150	0.2655	443.3	99.9,99.9
160	0.6699	0.5684	0.7313	0.4489	0.6966	0.5738	0.6254	0.4286	150-160	0.2228	443.5	100,100
170	0.4930	0.4656	0.5913	0.4833	0.5776	0.5006	0.4812	0.4792	160-170	0.1461	443.6	100,100
180	0.4885	0.4814	0.5165	0.5129	0.5029	0.5173	0.4878	0.5021	170-180	0.0477	443.7	100,100
DEG	LUMINOUS INTENSITY:cd									UNIT:lm		

C Range: 0 - 360DEG
 C Interval: 30.0DEG
 Test Speed: HIGH
 Temperature:25.3DEG
 Operators:
 Test Date:2022-09-17

g Range: 0 - 180DEG
 g Interval: 1.0DEG
 Test System:EVERFINE GO-2000B_V1 SYSTEM V2.00.426
 Humidity:65.0%
 Test Distance:8.700m [K=1.1609]
 Remarks:

LUMINANCE LIMITATION CURVES

Test:U:120.17V I:0.0550A P:6.3000W PF:0.9440 Freq:60.00Hz Lamp Flux:443.692x1 lm		
NAME:	TYPE:	WEIGHT:
SPEC.:	DIM.:	SERIAL No.:
MFR.: ASD LIGHTING CORP	SUR.: ϕ 0.03	Shielding Angle:



LUMINANCE cd/(m2)		
G(DEG)	C0/180	C90/270
85	96589	821
80	173425	77736
75	182791	133861
70	190941	152326
65	197997	166574
60	203586	177075
55	208316	185907
50	211933	193146
45	214847	199068

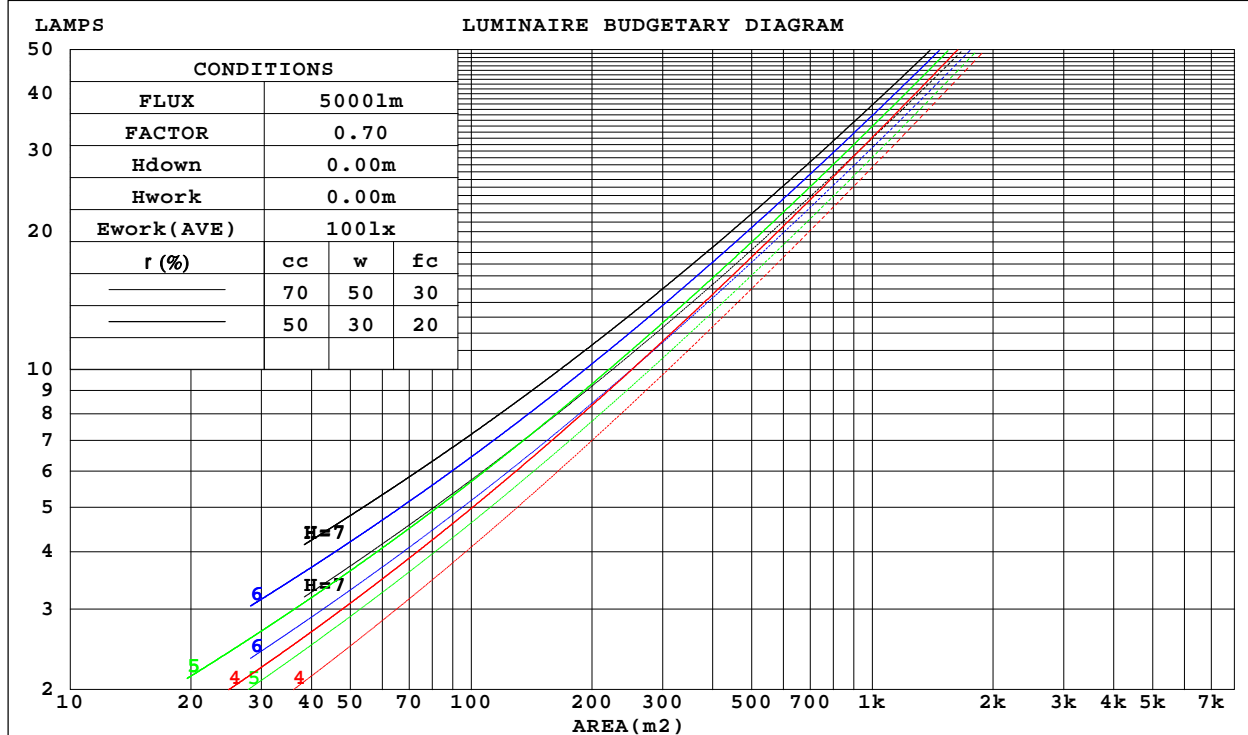
C Range: 0 - 360DEG
 C Interval: 30.0DEG
 Test Speed: HIGH
 Temperature:25.3DEG
 Operators:
 Test Date:2022-09-17

g Range: 0 - 180DEG
 g Interval: 1.0DEG
 Test System:EVERFINE GO-2000B_V1 SYSTEM V2.00.426
 Humidity:65.0%
 Test Distance:8.700m [K=1.1609]
 Remarks:

CU AND LUMINAIRE BUDGETARY ESTIMATE DIAGRAM

Test:U:120.17V I:0.0550A P:6.3000W PF:0.9440 Freq:60.00Hz Lamp Flux:443.692x1 lm		
NAME:	TYPE:	WEIGHT:
SPEC.:	DIM.:	SERIAL No.:
MFR.: ASD LIGHTING CORP	SUR.: ϕ 0.03	Shielding Angle:

r _{cc}	80%			70%			50%			30%			10%			0
r _w	50%	30%	10%	50%	30%	10%	50%	30%	10%	50%	30%	10%	50%	30%	10%	0
r _{fc}	20%			20%			20%			20%			20%			0
RCR	RCR:Room Cavity Ratio						Coefficients of Utilization(CU)									
0.0	1.19	1.19	1.19	1.16	1.16	1.16	1.11	1.11	1.11	1.06	1.06	1.06	1.02	1.02	1.02	.00
1.0	1.04	.00	.96	1.02	.98	.94	.97	.94	.91	.93	.91	.89	.90	.88	.86	.84
2.0	.91	.84	.78	.89	.82	.77	.85	.80	.75	.82	.77	.74	.79	.75	.72	.70
3.0	.80	.71	.65	.78	.70	.64	.75	.68	.63	.72	.67	.62	.70	.65	.61	.59
4.0	.70	.62	.55	.69	.61	.55	.67	.59	.54	.64	.58	.53	.62	.57	.52	.50
5.0	.63	.54	.47	.62	.53	.47	.60	.52	.46	.58	.51	.46	.56	.50	.45	.43
6.0	.57	.48	.41	.56	.47	.41	.54	.46	.41	.52	.45	.40	.50	.44	.40	.38
7.0	.51	.43	.36	.50	.42	.36	.49	.41	.36	.47	.41	.36	.46	.40	.35	.33
8.0	.47	.38	.32	.46	.38	.32	.45	.37	.32	.43	.37	.32	.42	.36	.32	.30
9.0	.43	.35	.29	.42	.34	.29	.41	.34	.29	.40	.33	.29	.39	.33	.29	.27
10.0	.40	.32	.26	.39	.31	.26	.38	.31	.26	.37	.31	.26	.36	.30	.26	.24



C Range: 0 - 360DEG
 C Interval: 30.0DEG
 Test Speed: HIGH
 Temperature:25.3DEG
 Operators:
 Test Date:2022-09-17

g Range: 0 - 180DEG
 g Interval: 1.0DEG
 Test System:EVERFINE GO-2000B_V1 SYSTEM V2.00.426
 Humidity:65.0%
 Test Distance:8.700m [K=1.1609]
 Remarks:

WEC AND CCEC

Test:U:120.17V I:0.0550A P:6.3000W PF:0.9440 Freq:60.00Hz Lamp Flux:443.692x1 lm		
NAME:	TYPE:	WEIGHT:
SPEC.:	DIM.:	SERIAL No.:
MFR.: ASD LIGHTING CORP	SUR.: φ0.03	Shielding Angle:

r cc	80%			70%			50%			30%			10%			0
r w	50%	30%	10%	50%	30%	10%	50%	30%	10%	50%	30%	10%	50%	30%	10%	0
r fc	20%			20%			20%			20%			20%			0
RCR	RCR:Room Cavity Ratio						Wall Exitance Coefficients(WEC)									
0.0																
1.0	.305	.173	.055	.297	.170	.054	.284	.163	.052	.272	.157	.050	.260	.151	.049	
2.0	.289	.158	.049	.283	.156	.048	.271	.151	.047	.260	.146	.046	.250	.141	.045	
3.0	.268	.143	.043	.263	.141	.042	.252	.137	.042	.242	.133	.041	.233	.129	.040	
4.0	.248	.129	.038	.243	.127	.038	.234	.124	.037	.225	.121	.036	.217	.118	.036	
5.0	.229	.117	.034	.225	.116	.034	.217	.113	.033	.209	.110	.033	.202	.108	.032	
6.0	.213	.107	.031	.209	.106	.030	.202	.103	.030	.195	.101	.030	.188	.099	.029	
7.0	.198	.098	.028	.195	.097	.028	.188	.095	.027	.182	.093	.027	.176	.092	.027	
8.0	.185	.091	.025	.182	.090	.025	.176	.088	.025	.171	.086	.025	.165	.085	.025	
9.0	.174	.084	.023	.171	.083	.023	.166	.082	.023	.161	.080	.023	.156	.079	.023	
10.0	.163	.078	.022	.161	.078	.022	.156	.076	.022	.151	.075	.021	.147	.074	.021	

r cc	80%			70%			50%			30%			10%			0
r w	50%	30%	10%	50%	30%	10%	50%	30%	10%	50%	30%	10%	50%	30%	10%	0
r fc	20%			20%			20%			20%			20%			0
RCR	RCR:Room Cavity Ratio						Ceiling Cavity Exitance Coefficients(CCEC)									
0.0	.193	.193	.193	.165	.165	.165	.113	.113	.113	.065	.065	.065	.021	.021	.021	
1.0	.182	.159	.137	.156	.136	.118	.107	.094	.082	.061	.054	.048	.020	.017	.015	
2.0	.174	.134	.101	.149	.116	.087	.102	.080	.061	.059	.047	.036	.019	.015	.012	
3.0	.167	.117	.077	.143	.101	.067	.098	.070	.047	.057	.041	.028	.018	.013	.009	
4.0	.159	.104	.061	.137	.089	.053	.094	.062	.037	.054	.037	.022	.017	.012	.007	
5.0	.152	.093	.050	.130	.081	.043	.090	.056	.031	.052	.033	.018	.017	.011	.006	
6.0	.145	.085	.042	.124	.073	.036	.086	.051	.026	.050	.030	.015	.016	.010	.005	
7.0	.138	.078	.036	.119	.067	.031	.082	.047	.022	.048	.028	.013	.015	.009	.004	
8.0	.131	.072	.031	.113	.063	.027	.078	.044	.019	.046	.026	.012	.015	.008	.004	
9.0	.125	.067	.028	.108	.058	.024	.075	.041	.017	.044	.024	.010	.014	.008	.003	
10.0	.120	.063	.025	.103	.055	.022	.072	.038	.016	.042	.023	.009	.014	.007	.003	

C Range: 0 - 360DEG
 C Interval: 30.0DEG
 Test Speed: HIGH
 Temperature:25.3DEG
 Operators:
 Test Date:2022-09-17

g Range: 0 - 180DEG
 g Interval: 1.0DEG
 Test System:EVERFINE GO-2000B_V1 SYSTEM V2.00.426
 Humidity:65.0%
 Test Distance:8.700m [K=1.1609]
 Remarks:

UGR(Unified Glare Rating) Table

Test:U:120.17V I:0.0550A P:6.3000W PF:0.9440 Freq:60.00Hz Lamp Flux:443.692x1 lm										
NAME:			TYPE:			WEIGHT:				
SPEC.:			DIM.:			SERIAL No.:				
MFR.: ASD LIGHTING CORP			SUR.: φ0.03			Shielding Angle:				
ceiling/cavity	0.7	0.7	0.5	0.5	0.3	0.7	0.7	0.5	0.5	0.3
walls	0.5	0.3	0.5	0.3	0.3	0.5	0.3	0.5	0.3	0.3
working plane	0.2	0.2	0.2	0.2	0.2	0.2	0.2	0.2	0.2	0.2
Room dimensions	Viewed crosswise					Viewed endwise				
x = 2H y = 2H	30.7	32.3	31.1	32.7	33.0	29.9	31.5	30.3	31.8	32.2
3H	32.6	34.1	33.0	34.4	34.8	31.5	33.0	31.9	33.3	33.7
4H	33.3	34.7	33.7	35.1	35.5	32.1	33.5	32.5	33.8	34.2
6H	33.9	35.2	34.4	35.6	36.0	32.4	33.7	32.8	34.0	34.4
8H	34.1	35.3	34.5	35.7	36.1	32.4	33.6	32.8	34.0	34.4
12H	34.1	35.3	34.6	35.7	36.1	32.3	33.5	32.8	33.9	34.3
4H 2H	31.3	32.7	31.7	33.0	33.4	30.5	31.9	30.9	32.2	32.6
3H	33.4	34.5	33.8	35.0	35.4	32.3	33.5	32.7	33.9	34.3
4H	34.3	35.3	34.7	35.7	36.2	33.0	34.0	33.4	34.5	34.9
6H	35.0	35.9	35.5	36.4	36.8	33.3	34.3	33.8	34.7	35.2
8H	35.2	36.1	35.7	36.5	37.0	33.3	34.2	33.8	34.6	35.1
12H	35.3	36.1	35.8	36.5	37.0	33.3	34.1	33.8	34.6	35.0
8H 4H	34.5	35.4	35.0	35.8	36.3	33.3	34.1	33.7	34.6	35.1
6H	35.4	36.1	35.9	36.6	37.1	33.7	34.4	34.2	34.9	35.4
8H	35.6	36.3	36.2	36.8	37.3	33.7	34.3	34.2	34.8	35.3
12H	35.8	36.3	36.3	36.8	37.4	33.6	34.2	34.1	34.7	35.3
12H 4H	34.5	35.3	35.0	35.8	36.2	33.3	34.1	33.8	34.5	35.0
6H	35.4	36.0	35.9	36.5	37.0	33.7	34.3	34.2	34.8	35.4
8H	35.7	36.3	36.2	36.8	37.3	33.7	34.3	34.2	34.8	35.3
CIE190: 2010										

CIE190: 2010
Area: 0.0007 m2

C Range: 0 - 360DEG
C Interval: 30.0DEG
Test Speed: HIGH
Temperature:25.3DEG
Operators:
Test Date:2022-09-17

g Range: 0 - 180DEG
g Interval: 1.0DEG
Test System:EVERFINE GO-2000B_V1 SYSTEM V2.00.426
Humidity:65.0%
Test Distance:8.700m [K=1.1609]
Remarks:

UTILIZATION FACTORS TABLE

Test:U:120.17V I:0.0550A P:6.3000W PF:0.9440 Freq:60.00Hz Lamp Flux:443.692x1 lm		
NAME:	TYPE:	WEIGHT:
SPEC.:	DIM.:	SERIAL No.:
MFR.: ASD LIGHTING CORP	SUR.: $\phi 0.03$	Shielding Angle:

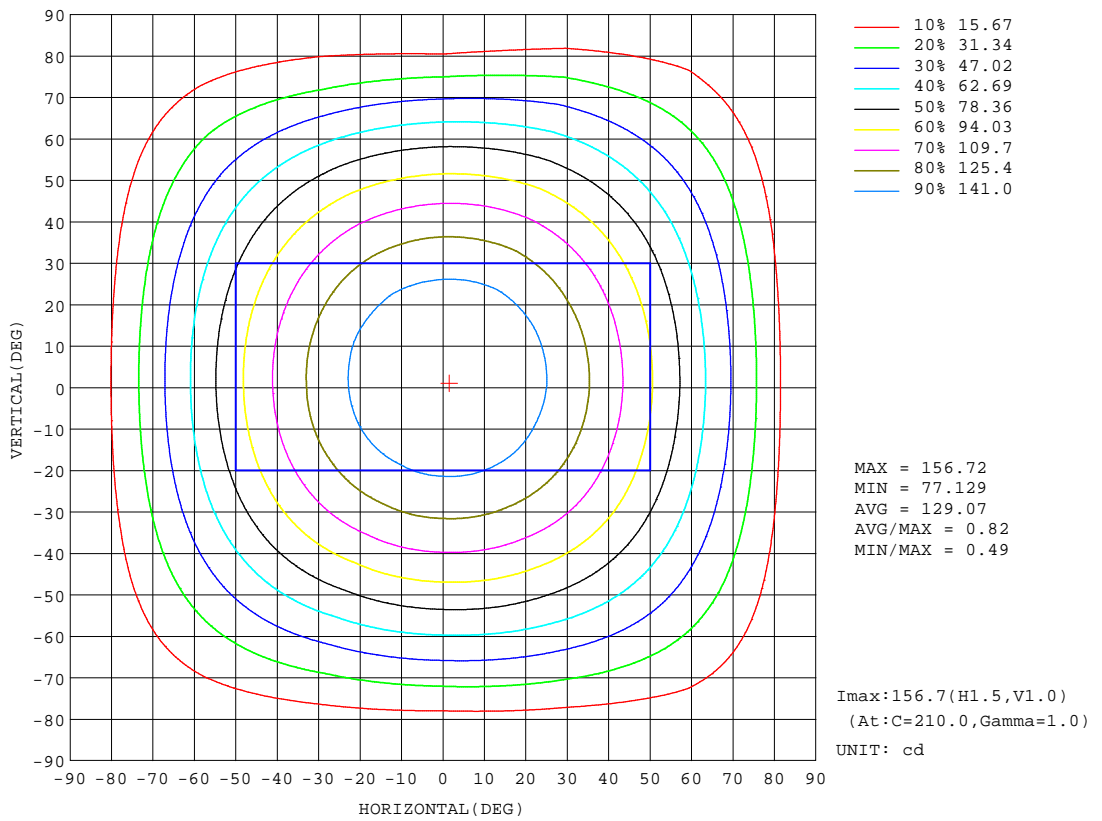
REFLECTANCE										
Ceiling	0.8	0.8	0.8	0.7	0.7	0.7	0.5	0.5	0.5	0
Walls	0.7	0.5	0.3	0.7	0.5	0.3	0.7	0.5	0.3	0
Working plane	0.2	0.2	0.2	0.2	0.2	0.2	0.2	0.2	0.2	0
ROOM INDEX	UTILIZATION FACTORS (PERCENT) $k(RI) \times RCR = 5$									
k = 0.60	58	46	39	57	46	39	56	45	39	32
0.80	68	56	49	67	56	49	65	55	48	41
1.00	76	65	58	75	64	57	73	66	57	50
1.25	83	73	66	82	72	65	79	71	64	57
1.50	88	78	71	87	77	71	83	76	70	62
2.00	95	87	80	93	85	79	90	83	78	70
2.50	99	91	85	97	90	84	93	87	82	74
3.00	102	96	90	100	94	89	96	91	87	78
4.00	106	101	96	104	99	95	100	96	92	83
5.00	109	104	100	106	102	98	102	98	95	86
ROOM INDEX	UF(total)									Direct
According to DIN EN 13032-2 2004			Suspended				SHRNOM = 1.25			

C Range: 0 - 360DEG
 C Interval: 30.0DEG
 Test Speed: HIGH
 Temperature: 25.3DEG
 Operators:
 Test Date: 2022-09-17

g Range: 0 - 180DEG
 g Interval: 1.0DEG
 Test System: EVERFINE GO-2000B_V1 SYSTEM V2.00.426
 Humidity: 65.0%
 Test Distance: 8.700m [K=1.1609]
 Remarks:

ISOCANDELA DIAGRAM

Test:U:120.17V I:0.0550A P:6.3000W PF:0.9440 Freq:60.00Hz Lamp Flux:443.692x1 lm		
NAME:	TYPE:	WEIGHT:
SPEC.:	DIM.:	SERIAL No.:
MFR.: ASD LIGHTING CORP	SUR.: ϕ 0.03	Shielding Angle:



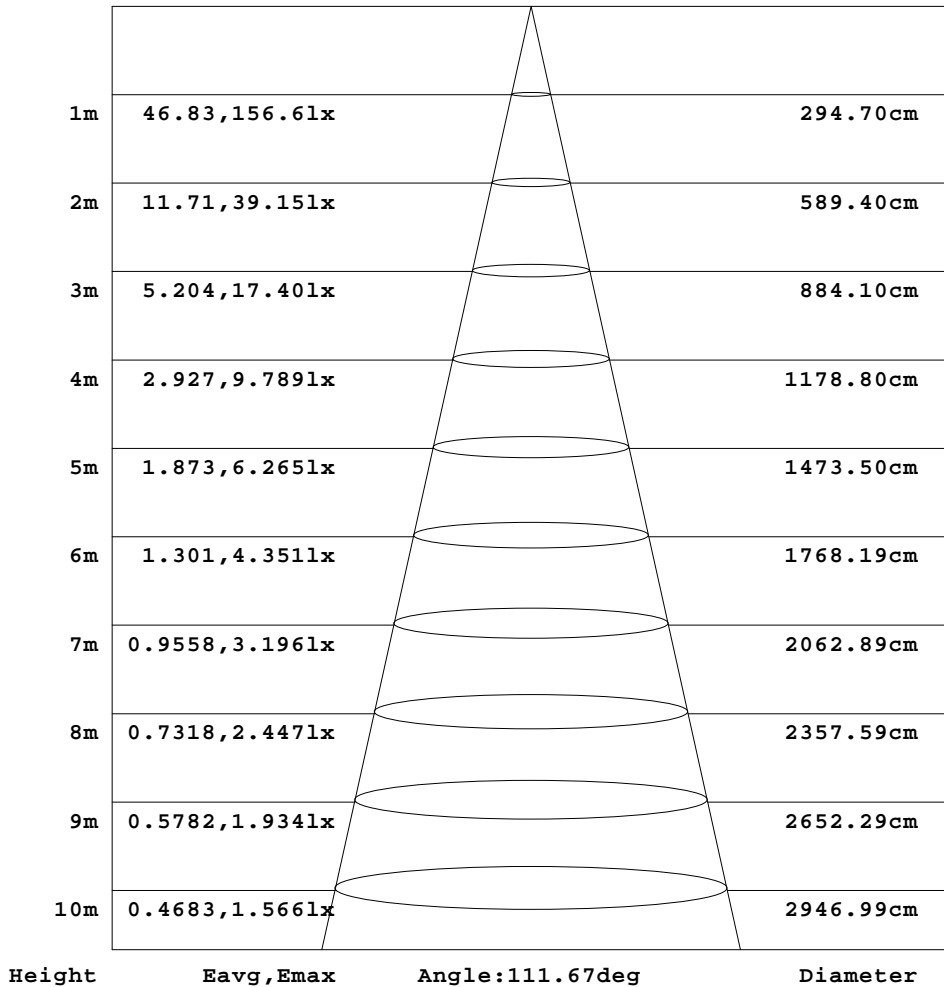
C Range: 0 - 360DEG
 C Interval: 30.0DEG
 Test Speed: HIGH
 Temperature:25.3DEG
 Operators:
 Test Date:2022-09-17

g Range: 0 - 180DEG
 g Interval: 1.0DEG
 Test System:EVERFINE GO-2000B_V1 SYSTEM V2.00.426
 Humidity:65.0%
 Test Distance:8.700m [K=1.1609]
 Remarks:

AAI Figure

Test:U:120.17V I:0.0550A P:6.3000W PF:0.9440 Freq:60.00Hz Lamp Flux:443.692x1 lm		
NAME:	TYPE:	WEIGHT:
SPEC.:	DIM.:	SERIAL No.:
MFR.: ASD LIGHTING CORP	SUR.: ϕ 0.03	Shielding Angle:

Flux out:323.4 lm



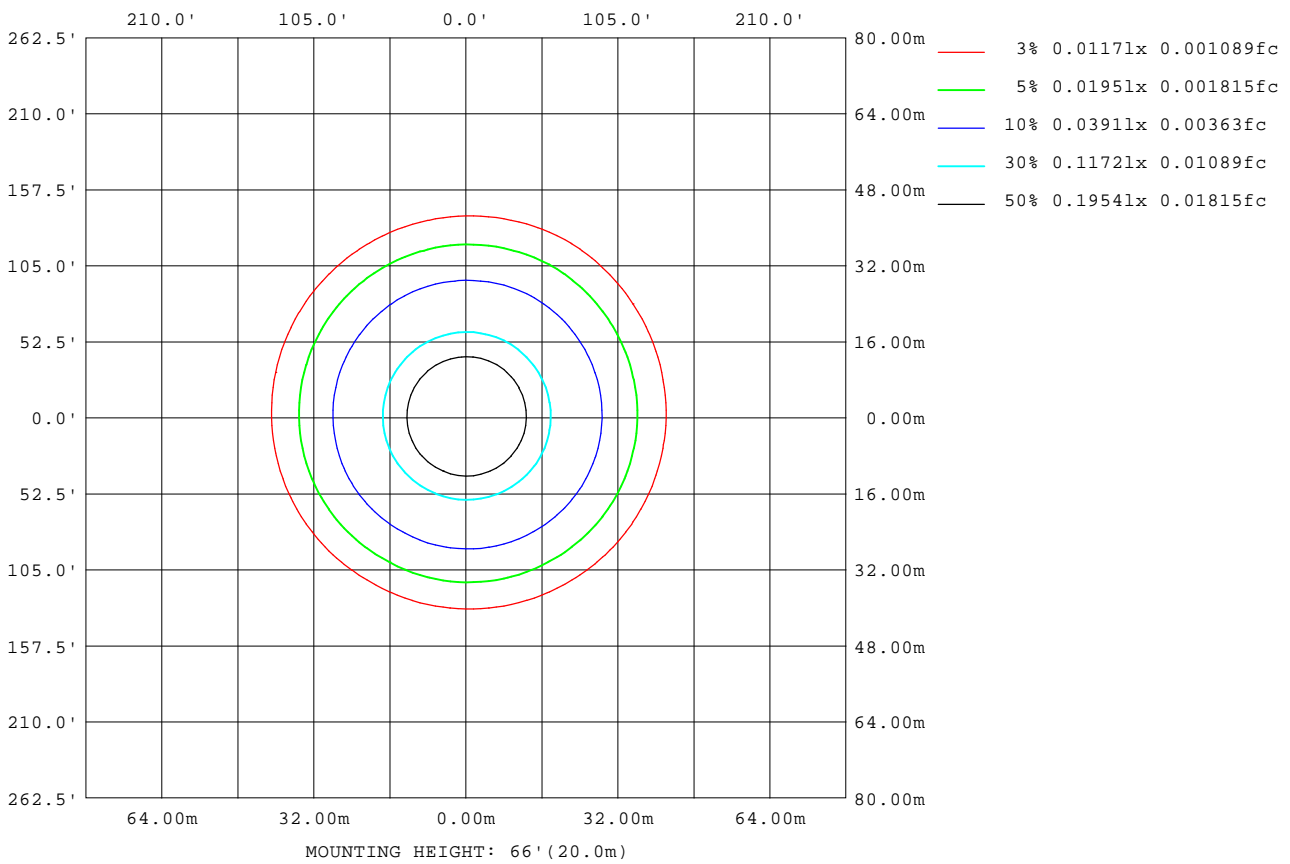
Note:The Curves indicate the illuminated area and the average illumination when the luminaire is at different distance.

C Range: 0 - 360DEG
 C Interval: 30.0DEG
 Test Speed: HIGH
 Temperature:25.3DEG
 Operators:
 Test Date:2022-09-17

g Range: 0 - 180DEG
 g Interval: 1.0DEG
 Test System:EVERFINE GO-2000B_V1 SYSTEM V2.00.426
 Humidity:65.0%
 Test Distance:8.700m [K=1.1609]
 Remarks:

ISOLUX DIAGRAM

Test:U:120.17V I:0.0550A P:6.3000W PF:0.9440 Freq:60.00Hz Lamp Flux:443.692x1 lm		
NAME:	TYPE:	WEIGHT:
SPEC.:	DIM.:	SERIAL No.:
MFR.: ASD LIGHTING CORP	SUR.: $\phi 0.03$	Shielding Angle:



C Range: 0 - 360DEG
 C Interval: 30.0DEG
 Test Speed: HIGH
 Temperature: 25.3DEG
 Operators:
 Test Date: 2022-09-17

g Range: 0 - 180DEG
 g Interval: 1.0DEG
 Test System: EVERFINE GO-2000B_V1 SYSTEM V2.00.426
 Humidity: 65.0%
 Test Distance: 8.700m [K=1.1609]
 Remarks:

LED Avg.L Report

Test:U:120.17V I:0.0550A P:6.3000W PF:0.9440 Freq:60.00Hz Lamp Flux:443.692x1 lm		
NAME:	TYPE:	WEIGHT:
SPEC.:	DIM.:	SERIAL No.:
MFR.: ASD LIGHTING CORP	SUR.: ϕ 0.03	Shielding Angle:

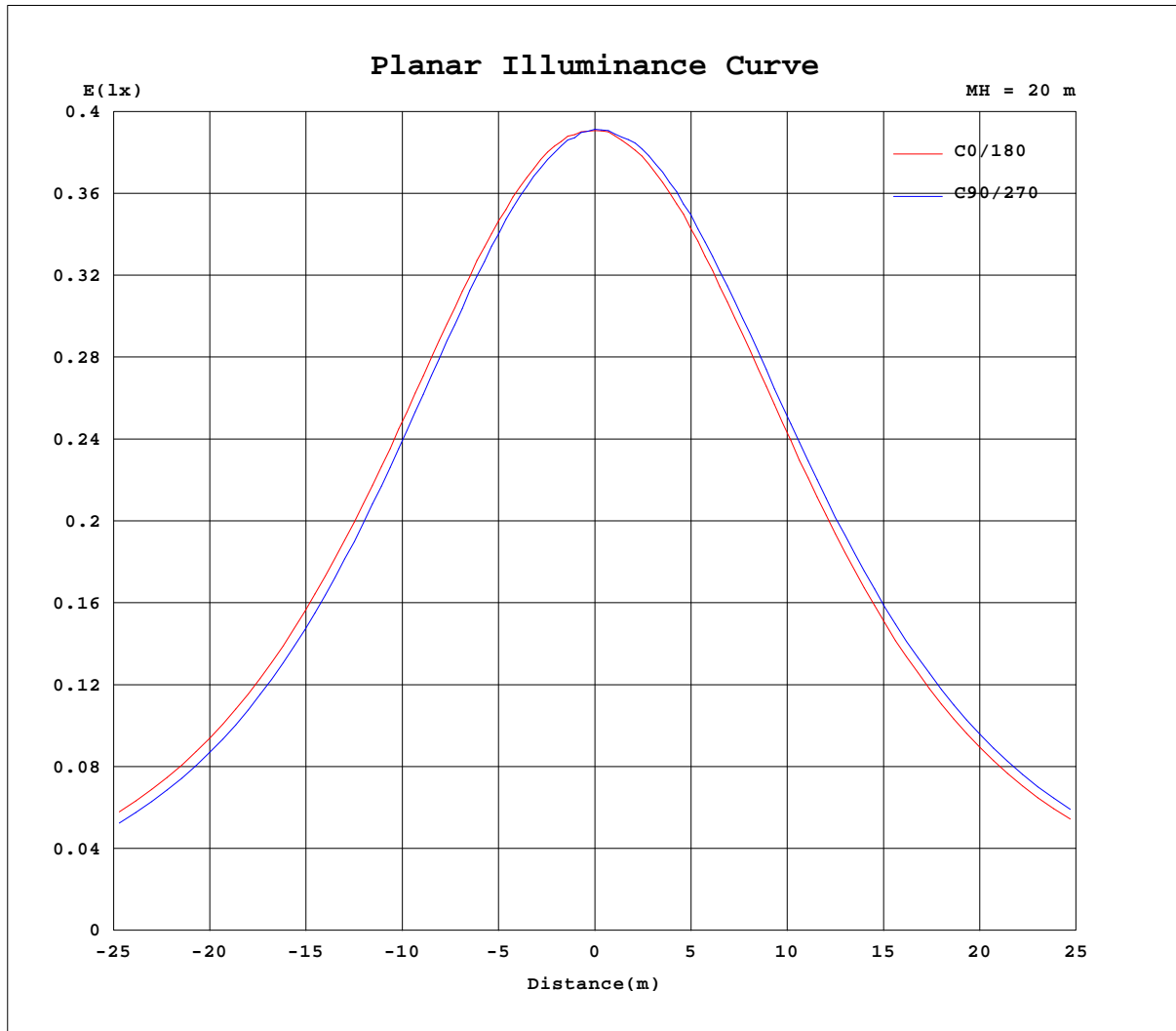
AvgL	cd/m2
L_0~180(65)av	187762
L_0~180(75)av	167453
L_0~180(85)av	81854
L_90~270(65)av	184727
L_90~270(75)av	152746
L_90~270(85)av	25405
L_45(65)av	186246
L_45(75)av	163265
L_45(85)av	85052

Standard: GB/T 29293-2012

C Range: 0 - 360DEG
C Interval: 30.0DEG
Test Speed: HIGH
Temperature:25.3DEG
Operators:
Test Date:2022-09-17

g Range: 0 - 180DEG
g Interval: 1.0DEG
Test System:EVERFINE GO-2000B_V1 SYSTEM V2.00.426
Humidity:65.0%
Test Distance:8.700m [K=1.1609]
Remarks:

Planar Illuminance Curve



C Range: 0 - 360DEG
 C Interval: 30.0DEG
 Test Speed: HIGH
 Temperature: 25.3DEG
 Operators:
 Test Date: 2022-09-17

g Range: 0 - 180DEG
 g Interval: 1.0DEG
 Test System: EVERFINE GO-2000B_V1 SYSTEM V2.00.426
 Humidity: 65.0%
 Test Distance: 8.700m [K=1.1609]
 Remarks:

LUMINOUS DISTRIBUTION INTENSITY DATA

Test:U:120.17V I:0.0550A P:6.3000W PF:0.9440 Freq:60.00Hz Lamp Flux:443.692x1 lm		
NAME:	TYPE:	WEIGHT:
SPEC.:	DIM.:	SERIAL No.:
MFR.: ASD LIGHTING CORP	SUR.: φ0.03	Shielding Angle:

Table--1

UNIT: cd

C(DEG) g (DEG)	0	30	60	90	120	150	180	210	240	270	300	330						
0	156	156	156	156	156	156	156	156	156	156	156	156						
5	156	156	155	155	155	155	155	156	156	156	156	156						
10	154	154	152	152	152	153	153	154	154	155	155	154						
15	151	151	149	148	148	149	150	151	152	152	153	152						
20	147	146	144	143	142	143	144	146	147	148	148	148						
25	141	140	137	136	135	136	138	140	142	142	143	142						
30	134	132	130	128	127	129	130	133	134	136	136	135						
35	126	124	121	119	118	120	122	124	126	128	128	127						
40	117	114	111	109	108	110	112	115	117	119	119	118						
45	106	104	100	98.5	97.4	99.2	102	104	107	108	109	108						
50	95.4	92.7	88.9	86.8	85.6	87.7	89.9	92.6	95.4	97.4	98.7	97.1						
55	83.7	80.9	76.8	74.6	73.5	75.5	77.9	80.7	83.9	85.8	87.1	85.3						
60	71.3	68.4	64.3	61.9	60.8	62.7	65.2	68.3	71.5	73.5	74.9	73.1						
65	58.6	55.6	51.5	49.2	47.8	50.0	52.5	55.5	57.8	60.1	62.2	60.4						
70	45.7	42.7	38.8	36.4	35.2	37.4	39.8	42.8	43.5	45.8	49.2	47.5						
75	33.1	30.2	26.6	24.2	23.3	25.4	27.5	30.4	29.3	31.1	36.2	34.8						
80	21.1	18.5	12.2	9.44	10.2	14.2	16.0	18.4	18.5	16.9	23.0	22.8						
85	5.90	5.12	0.20	0.05	0.09	0.85	4.09	6.39	5.92	3.05	9.55	11.7						
90	0.23	0.00	0.04	0.00	0.01	0.00	0.01	0.09	0.27	0.37	0.09	0.07						
95	0.00	0.00	0.00	0.01	0.00	0.01	0.02	0.02	0.07	0.00	0.02	0.00						
100	0.00	0.03	0.00	0.06	0.00	0.06	0.06	0.03	0.04	0.00	0.03	0.00						
105	0.03	0.06	0.01	0.13	0.01	0.11	0.10	0.02	0.11	0.03	0.06	0.01						
110	0.06	0.11	0.04	0.18	0.06	0.15	0.14	0.06	0.14	0.07	0.11	0.04						
115	0.11	0.19	0.06	0.22	0.12	0.22	0.19	0.12	0.17	0.12	0.15	0.11						
120	0.21	0.25	0.12	0.44	0.15	0.25	0.31	0.14	0.20	0.15	0.19	0.14						
125	0.34	0.26	0.19	0.50	0.32	0.29	0.27	0.19	0.26	0.19	0.25	0.18						
130	0.32	0.27	0.30	0.57	0.44	0.32	0.32	0.24	0.29	0.24	0.35	0.23						
135	0.33	0.30	0.46	0.62	0.47	0.37	0.35	0.27	0.42	0.35	0.40	0.27						
140	0.33	0.37	0.51	0.62	0.51	0.52	0.45	0.44	0.43	0.43	0.41	0.29						
145	0.54	0.34	0.39	0.59	0.37	0.41	0.52	0.37	0.37	0.47	0.37	0.35						
150	0.52	0.37	0.43	0.51	0.38	0.44	0.44	0.37	0.40	0.44	0.39	0.36						
155	0.57	0.41	0.47	0.59	0.38	0.47	0.54	0.42	0.44	0.57	0.43	0.36						
160	0.67	0.42	0.72	0.73	0.42	0.48	0.70	0.70	0.45	0.63	0.47	0.39						
165	0.50	0.44	0.47	0.64	0.44	0.50	0.63	0.50	0.47	0.48	0.50	0.42						
170	0.49	0.46	0.47	0.59	0.46	0.51	0.58	0.51	0.50	0.48	0.51	0.45						
175	0.49	0.48	0.47	0.54	0.48	0.51	0.52	0.52	0.51	0.49	0.51	0.47						
180	0.49	0.49	0.47	0.52	0.51	0.52	0.50	0.52	0.52	0.49	0.52	0.49						

C Range: 0 - 360DEG
 C Interval: 30.0DEG
 Test Speed: HIGH
 Temperature:25.3DEG
 Operators:
 Test Date:2022-09-17

g Range: 0 - 180DEG
 g Interval: 1.0DEG
 Test System:EVERFINE GO-2000B_V1 SYSTEM V2.00.426
 Humidity:65.0%
 Test Distance:8.700m [K=1.1609]
 Remarks: