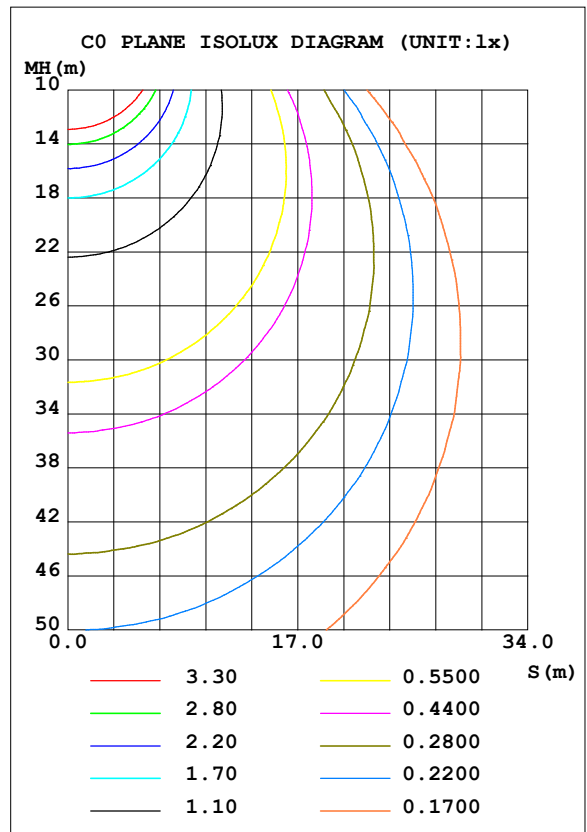
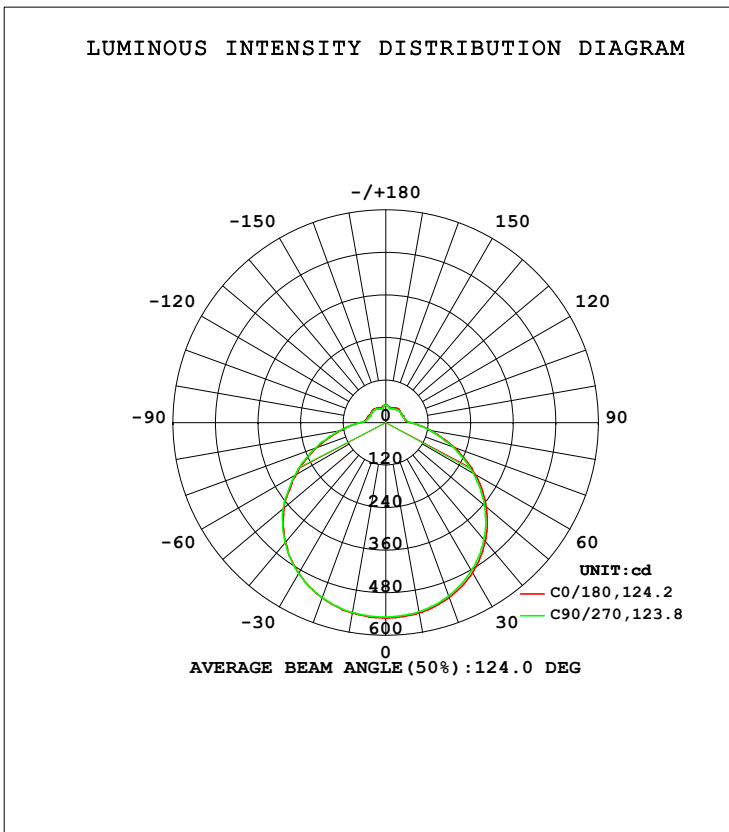


LUMINAIRE PHOTOMETRIC TEST REPORT

Test:U:120.04V I:0.3845A P:41.740W PF:0.9032 Freq:0Hz Lamp Flux:2181.51x1 lm		
NAME: ADS lighting Corp	TYPE:	WEIGHT:
SPEC.:ASD-LFC-LF-20D42-AC-BK-3000K	DIM.:	SERIAL No.:
MFR.: ADS lighting Corp	SUR.:0.485*0.485	Shielding Angle:

DATA OF LAMP		PHOTOMETRIC DATA Eff: 52.26 lm/W			
MODEIASD-LFC-LF-20D42-AC-BK		Imax (cd)	551.3	S/MH (C0/180)	1.32
NOMINAL POWER (W)	--	LOR (%)	100.0	S/MH (C90/270)	1.33
RATED VOLTAGE (V)	--	TOTAL FLUX (lm)	2181.5	<input type="checkbox"/> UP, DN (C0-180)	7.4, 42.1
NOMINAL FLUX (lm)	2181.51	CIE CLASS	SEMI-D.	<input type="checkbox"/> UP, DN (C180-360)	7.1, 43.4
LAMPS INSIDE	1	<input type="checkbox"/> up (%)	14.5	CIBSE SHR NOM	1.50
TEST VOLTAGE (V)	--	<input type="checkbox"/> down (%)	85.5	CIBSE SHR MAX	1.50



C Range: 0 - 360DEG
 C Interval: 22.5DEG
 Test Speed: HIGH
 Temperature: 25.3DEG
 Operators: admin
 Test Date: 2022-03-16

Range: 0 - 180DEG
 Interval: 1.0DEG
 Test System: EVERFINE GO-2000B_V1 SYSTEM V2.00.411
 Humidity: 65.0%
 Test Distance: 8.780m [K=1.0000]
 Remarks:

ZONAL FLUX DIAGRAM

ZONAL FLUX DIAGRAM:

mm	C0	C45	C90	C135	C180	C225	C270	C315	mm	□ zone	□ total	%lum,lamp
10	544.9	542.1	541.1	539.5	545.7	544.3	544.2	544.0	0- 10	52.08	52.08	2.39,2.39
20	524.7	522.4	519.6	516.3	525.4	526.1	525.2	526.5	10- 20	151.1	203.2	9.31,9.31
30	489.4	484.5	482.8	481.0	491.6	491.7	492.0	493.7	20- 30	234.1	437.3	20,20
40	437.9	433.8	430.3	426.3	439.7	441.7	442.3	445.2	30- 40	290.5	727.8	33.4,33.4
50	371.0	365.7	363.7	360.7	373.6	376.6	378.2	380.7	40- 50	312.8	1041	47.7,47.7
60	290.5	284.6	285.7	279.3	291.6	295.1	295.5	300.2	50- 60	296.4	1337	61.3,61.3
70	206.6	201.3	202.2	195.9	208.1	209.7	211.2	215.1	60- 70	245.7	1583	72.6,72.6
80	128.0	126.8	126.6	122.7	130.7	132.6	132.2	137.2	70- 80	175.3	1758	80.6,80.6
90	70.74	70.26	71.90	69.76	72.24	71.63	73.22	75.41	80- 90	107.7	1866	85.5,85.5
100	54.95	54.82	56.59	56.12	55.71	53.31	53.94	52.00	90-100	66.02	1932	88.6,88.6
110	53.01	50.93	51.42	51.42	52.85	48.99	49.25	46.22	100-110	55.37	1987	91.1,91.1
120	50.59	51.37	50.96	52.49	49.77	49.22	48.44	46.58	110-120	49.22	2036	93.3,93.3
130	52.06	46.53	51.05	46.68	50.93	46.06	48.74	43.66	120-130	43.72	2080	95.4,95.4
140	52.26	44.35	48.16	45.54	50.82	42.80	48.23	40.38	130-140	36.24	2116	97,97
150	48.05	44.25	44.78	45.17	47.50	43.02	43.91	42.19	140-150	28.23	2145	98.3,98.3
160	45.12	42.67	42.41	43.28	44.89	41.66	41.54	42.24	150-160	20.20	2165	99.2,99.2
170	47.18	47.05	45.81	47.96	46.79	45.80	43.47	45.80	160-170	12.17	2177	99.8,99.8
180	51.17	48.14	51.95	49.42	51.28	48.19	51.99	49.44	170-180	4.548	2182	100,100
DEG	LUMINOUS INTENSITY:cd									UNIT:lm		

Conical surface Flux(90deg): 883.75 lm

%lum = 40.5%

%lamp = 40.5%

Conical surface Flux(120deg): 1337.1 lm

%lum = 61.3%

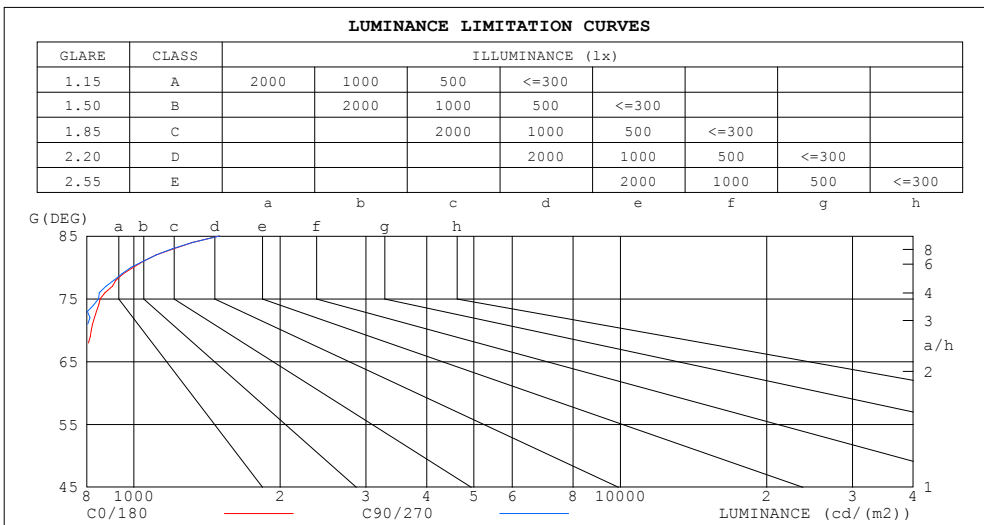
%lamp = 61.3%

C Range: 0 - 360DEG
 C Interval: 22.5DEG
 Test Speed: HIGH
 Temperature:25.3DEG
 Operators:admin
 Test Date:2022-03-16

□ Range: 0 - 180DEG
 □ Interval: 1.0DEG
 Test System:EVERFINE GO-2000B_V1 SYSTEM V2.00.411
 Humidity:65.0%
 Test Distance:8.780m [K=1.0000]
 Remarks:

LUMINANCE LIMITATION CURVES

Test:U:120.04V I:0.3845A P:41.740W PF:0.9032 Freq:0Hz Lamp Flux:2181.51x1 lm		
NAME: ADS lighting Corp	TYPE:	WEIGHT:
SPEC.:ASD-LFC-LF-20D42-AC-BK-3000K	DIM.:	SERIAL No.:
MFR.: ADS lighting Corp	SUR.:0.485*0.485	Shielding Angle:



LUMINANCE cd/(m2)		
G (DEG)	C0/180	C90/270
85	1498	1501
80	998	987
75	853	846
70	817	800
65	795	778
60	786	773
55	785	767
50	781	766
45	775	766

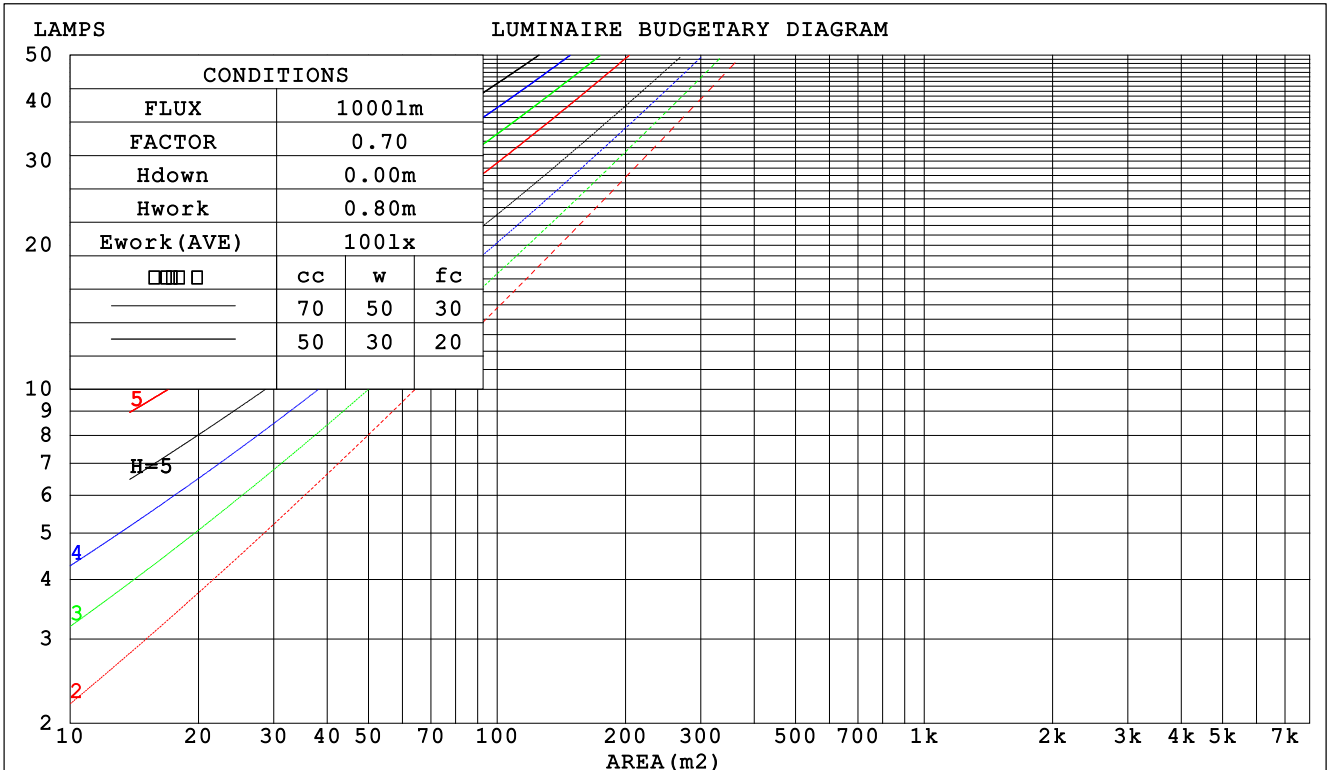
C Range: 0 - 360DEG
 C Interval: 22.5DEG
 Test Speed: HIGH
 Temperature:25.3DEG
 Operators:admin
 Test Date:2022-03-16

Range: 0 - 180DEG
 Interval: 1.0DEG
 Test System:EVERFINE GO-2000B_V1 SYSTEM V2.00.411
 Humidity:65.0%
 Test Distance:8.780m [K=1.0000]
 Remarks:

CU AND LUMINAIRE BUDGETARY ESTIMATE DIAGRAM

Test:U:120.04V I:0.3845A P:41.740W PF:0.9032 Freq:0Hz Lamp Flux:2181.51x1 lm		
NAME: ADS lighting Corp	TYPE:	WEIGHT:
SPEC.:ASD-LFC-LF-20D42-AC-BK-3000K	DIM.:	SERIAL No.:
MFR.: ADS lighting Corp	SUR.:0.485*0.485	Shielding Angle:

□cc	80%			70%			50%			30%			10%			0
□w	50%	30%	10%	50%	30%	10%	50%	30%	10%	50%	30%	10%	50%	30%	10%	0
□fc	20%			20%			20%			20%			20%			0
RCR	RCR:Room Cavity Ratio						Coefficients of Utilization(CU)									
0.0	1.16	1.16	1.16	1.11	1.11	1.11	1.03	1.03	1.03	.96	.96	.96	.89	.89	.89	.86
1.0	.98	.93	.89	.95	.90	.86	.88	.84	.81	.81	.78	.76	.75	.73	.71	.68
2.0	.85	.77	.71	.82	.75	.69	.76	.70	.65	.70	.66	.62	.65	.61	.58	.55
3.0	.74	.65	.58	.71	.63	.57	.66	.59	.54	.61	.56	.51	.57	.52	.49	.46
4.0	.65	.56	.49	.63	.54	.48	.58	.51	.46	.54	.48	.43	.50	.45	.41	.39
5.0	.58	.49	.42	.56	.47	.41	.52	.45	.39	.49	.42	.37	.45	.40	.36	.33
6.0	.52	.43	.36	.50	.42	.35	.47	.39	.34	.44	.37	.32	.41	.35	.31	.29
7.0	.47	.38	.32	.45	.37	.31	.42	.35	.30	.40	.33	.29	.37	.32	.27	.25
8.0	.43	.34	.28	.41	.33	.27	.39	.32	.26	.36	.30	.25	.34	.29	.24	.22
9.0	.39	.31	.25	.38	.30	.25	.36	.29	.24	.33	.27	.23	.31	.26	.22	.20
10.0	.36	.28	.23	.35	.27	.22	.33	.26	.21	.31	.25	.21	.29	.24	.20	.18



C Range: 0 - 360DEG
 C Interval: 22.5DEG
 Test Speed: HIGH
 Temperature:25.3DEG
 Operators:admin
 Test Date:2022-03-16

□ Range: 0 - 180DEG
 □ Interval: 1.0DEG
 Test System:EVERFINE GO-2000B_V1 SYSTEM V2.00.411
 Humidity:65.0%
 Test Distance:8.780m [K=1.0000]
 Remarks:

WEC AND CCEC

Test:U:120.04V I:0.3845A P:41.740W PF:0.9032 Freq:0Hz Lamp Flux:2181.51x1 lm		
NAME: ADS lighting Corp	TYPE:	WEIGHT:
SPEC.:ASD-LFC-LF-20D42-AC-BK-3000K	DIM.:	SERIAL No.:
MFR.: ADS lighting Corp	SUR.:0.485*0.485	Shielding Angle:

<input type="checkbox"/> cc	80%	70%	50%	30%	10%	0
<input type="checkbox"/> w	50% 30% 10%	50% 30% 10%	50% 30% 10%	50% 30% 10%	50% 30% 10%	0
<input type="checkbox"/> fc	20%	20%	20%	20%	20%	0
RCR	RCR:Room Cavity Ratio		Wall Exitance Coefficients (WEC)			
0.0						
1.0	.350 .199 .063	.339 .193 .061	.317 .182 .058	.297 .171 .055	.279 .162 .052	
2.0	.313 .172 .053	.303 .167 .051	.283 .157 .049	.265 .149 .047	.249 .141 .044	
3.0	.283 .151 .045	.274 .147 .044	.256 .139 .042	.240 .131 .040	.225 .124 .038	
4.0	.257 .134 .039	.249 .130 .039	.233 .124 .037	.218 .117 .035	.205 .111 .034	
5.0	.236 .120 .035	.228 .117 .034	.214 .111 .033	.200 .106 .031	.188 .100 .030	
6.0	.217 .109 .031	.210 .106 .031	.197 .101 .029	.185 .096 .028	.173 .091 .027	
7.0	.201 .099 .028	.195 .097 .028	.183 .092 .027	.172 .088 .026	.161 .084 .025	
8.0	.187 .091 .026	.181 .089 .025	.170 .085 .024	.160 .081 .023	.150 .077 .022	
9.0	.175 .085 .024	.169 .083 .023	.159 .079 .022	.150 .075 .022	.141 .072 .021	
10.0	.164 .079 .022	.159 .077 .021	.150 .073 .021	.141 .070 .020	.133 .067 .019	

<input type="checkbox"/> cc	80%	70%	50%	30%	10%	0
<input type="checkbox"/> w	50% 30% 10%	50% 30% 10%	50% 30% 10%	50% 30% 10%	50% 30% 10%	0
<input type="checkbox"/> fc	20%	20%	20%	20%	20%	0
RCR	RCR:Room Cavity Ratio		Ceiling Cavity Exitance Coefficients (CCEC)			
0.0	.301 .301 .301	.257 .257 .257	.175 .175 .175	.101 .101 .101	.032 .032 .032	
1.0	.294 .267 .242	.252 .229 .209	.172 .158 .144	.099 .091 .084	.032 .029 .027	
2.0	.287 .244 .207	.246 .210 .179	.168 .145 .125	.097 .084 .073	.031 .027 .024	
3.0	.279 .227 .185	.240 .196 .160	.165 .136 .113	.095 .079 .066	.031 .026 .022	
4.0	.272 .214 .170	.233 .185 .148	.160 .129 .104	.093 .076 .062	.030 .025 .020	
5.0	.264 .204 .160	.227 .177 .139	.156 .123 .098	.091 .072 .058	.029 .024 .019	
6.0	.257 .196 .152	.221 .170 .133	.153 .119 .094	.088 .070 .056	.029 .023 .018	
7.0	.250 .190 .147	.215 .164 .128	.149 .115 .091	.086 .068 .054	.028 .022 .018	
8.0	.244 .184 .143	.210 .160 .125	.145 .112 .088	.084 .066 .053	.027 .022 .017	
9.0	.238 .179 .140	.205 .155 .122	.142 .109 .086	.083 .065 .052	.027 .021 .017	
10.0	.232 .175 .137	.200 .152 .120	.139 .107 .085	.081 .063 .051	.026 .021 .017	

C Range: 0 - 360DEG
 C Interval: 22.5DEG
 Test Speed: HIGH
 Temperature:25.3DEG
 Operators:admin
 Test Date:2022-03-16

Range: 0 - 180DEG
 Interval: 1.0DEG
 Test System:EVERFINE GO-2000B_V1 SYSTEM V2.00.411
 Humidity:65.0%
 Test Distance:8.780m [K=1.0000]
 Remarks:

UGR(Unified Glare Rating) Table

Test:U:120.04V I:0.3845A P:41.740W PF:0.9032 Freq:0Hz Lamp Flux:2181.51x1 lm		
NAME: ADS lighting Corp	TYPE:	WEIGHT:
SPEC.:ASD-LFC-LF-20D42-AC-BK-3000K	DIM.:	SERIAL No.:
MFR.: ADS lighting Corp	SUR.:0.485*0.485	Shielding Angle:

ceiling/cavity	0.7	0.7	0.5	0.5	0.3	0.7	0.7	0.5	0.5	0.3
walls	0.5	0.3	0.5	0.3	0.3	0.5	0.3	0.5	0.3	0.3
working plane	0.2	0.2	0.2	0.2	0.2	0.2	0.2	0.2	0.2	0.2
Room dimensions	Viewed crosswise					Viewed endwise				
x = 2H y = 2H	11.1	12.5	11.6	13.0	13.4	11.0	12.4	11.5	12.9	13.4
3H	13.0	14.2	13.5	14.7	15.3	12.9	14.1	13.4	14.6	15.1
4H	13.9	15.1	14.4	15.6	16.1	13.7	14.9	14.3	15.4	16.0
6H	14.7	15.9	15.3	16.4	17.0	14.6	15.8	15.2	16.3	16.9
8H	15.2	16.3	15.7	16.8	17.4	15.1	16.2	15.6	16.7	17.3
12H	15.7	16.7	16.2	17.3	17.9	15.6	16.7	16.2	17.2	17.8
4H 2H	11.8	13.0	12.3	13.5	14.0	11.7	12.9	12.2	13.4	13.9
3H	13.8	14.9	14.4	15.4	16.0	13.7	14.8	14.3	15.3	15.9
4H	14.8	15.8	15.4	16.4	17.0	14.7	15.7	15.3	16.3	16.9
6H	15.9	16.8	16.5	17.3	18.0	15.8	16.7	16.4	17.3	17.9
8H	16.4	17.2	17.1	17.9	18.5	16.4	17.2	17.0	17.8	18.5
12H	17.1	17.8	17.7	18.4	19.1	17.0	17.7	17.6	18.3	19.1
8H 4H	15.2	16.0	15.8	16.6	17.3	15.1	15.9	15.7	16.5	17.2
6H	16.5	17.2	17.2	17.8	18.5	16.4	17.1	17.1	17.7	18.5
8H	17.2	17.8	17.9	18.5	19.2	17.2	17.8	17.8	18.4	19.2
12H	18.0	18.6	18.7	19.2	20.0	18.0	18.5	18.7	19.2	20.0
12H 4H	15.3	16.0	15.9	16.6	17.3	15.2	15.9	15.8	16.5	17.3
6H	16.7	17.3	17.3	17.9	18.7	16.6	17.2	17.3	17.9	18.6
8H	17.5	18.0	18.2	18.7	19.4	17.4	17.9	18.1	18.6	19.4
Variations with the observer position at spacings:										
S = 1.0H	+ 0.1 / - 0.1					+ 0.1 / - 0.1				
1.5H	+ 0.2 / - 0.3					+ 0.2 / - 0.3				
2.0H	+ 0.1 / - 0.3					+ 0.2 / - 0.3				

CIE Pub.117, 2182 lm Total Lamp Luminous Flux Corrected (8log(F/F0) = 2.7)
 Area: 0.7389 m2

C Range: 0 - 360DEG
 C Interval: 22.5DEG
 Test Speed: HIGH
 Temperature:25.3DEG
 Operators:admin
 Test Date:2022-03-16

Range: 0 - 180DEG
 Interval: 1.0DEG
 Test System:EVERFINE GO-2000B_V1 SYSTEM V2.00.411
 Humidity:65.0%
 Test Distance:8.780m [K=1.0000]
 Remarks:

UTILIZATION FACTORS TABLE

Test:U:120.04V I:0.3845A P:41.740W PF:0.9032 Freq:0Hz Lamp Flux:2181.51x1 lm		
NAME: ADS lighting Corp	TYPE:	WEIGHT:
SPEC.:ASD-LFC-LF-20D42-AC-BK-3000K	DIM.:	SERIAL No.:
MFR.: ADS lighting Corp	SUR.:0.485*0.485	Shielding Angle:

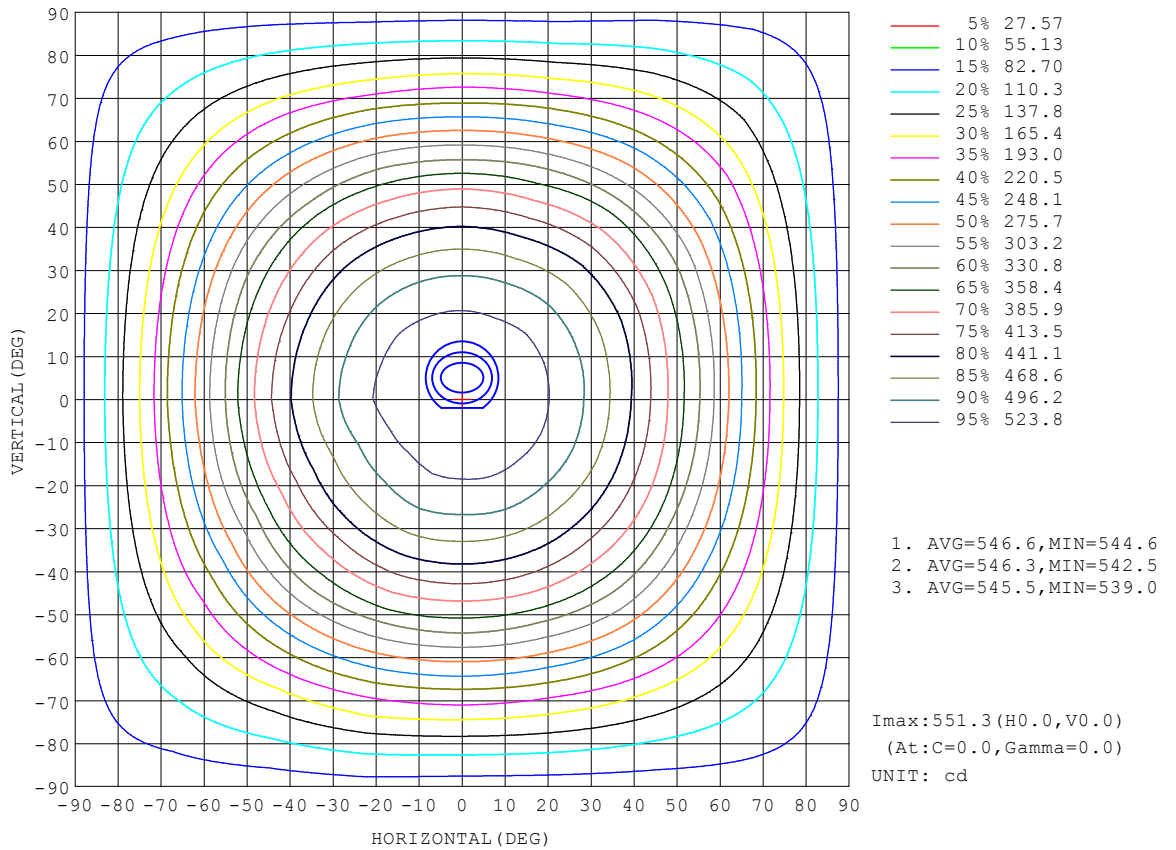
REFLECTANCE										
Ceiling	0.8	0.8	0.8	0.7	0.7	0.7	0.5	0.5	0.5	0
Walls	0.7	0.5	0.3	0.7	0.5	0.3	0.7	0.5	0.3	0
Working plane	0.2	0.2	0.2	0.2	0.2	0.2	0.2	0.2	0.2	0
ROOM INDEX	UTILIZATION FACTORS (PERCENT) $k(RI) \times RCR = 5$									
k = 0.60	51	39	31	50	38	31	48	37	31	24
0.80	60	48	40	59	47	40	56	46	39	31
1.00	68	56	48	66	55	48	63	55	46	38
1.25	75	63	56	73	62	55	69	60	53	44
1.50	80	69	61	78	68	60	73	64	58	48
2.00	87	77	70	85	75	69	79	72	66	55
2.50	92	83	75	89	80	74	83	76	70	59
3.00	95	87	80	92	85	78	86	80	75	62
4.00	100	93	87	96	90	85	89	84	80	67
5.00	103	97	91	99	93	89	92	88	84	70
ROOM INDEX	UF(total)									Direct
According to DIN EN 13032-2 2004			Suspended				SHRNOM = 1.25			

C Range: 0 - 360DEG
 C Interval: 22.5DEG
 Test Speed: HIGH
 Temperature:25.3DEG
 Operators:admin
 Test Date:2022-03-16

Range: 0 - 180DEG
 Interval: 1.0DEG
 Test System:EVERFINE GO-2000B_V1 SYSTEM V2.00.411
 Humidity:65.0%
 Test Distance:8.780m [K=1.0000]
 Remarks:

ISOCANDELA DIAGRAM

Test:U:120.04V I:0.3845A P:41.740W PF:0.9032 Freq:0Hz Lamp Flux:2181.51x1 lm		
NAME: ADS lighting Corp	TYPE:	WEIGHT:
SPEC.:ASD-LFC-LF-20D42-AC-BK-3000K	DIM.:	SERIAL No.:
MFR.: ADS lighting Corp	SUR.:0.485*0.485	Shielding Angle:

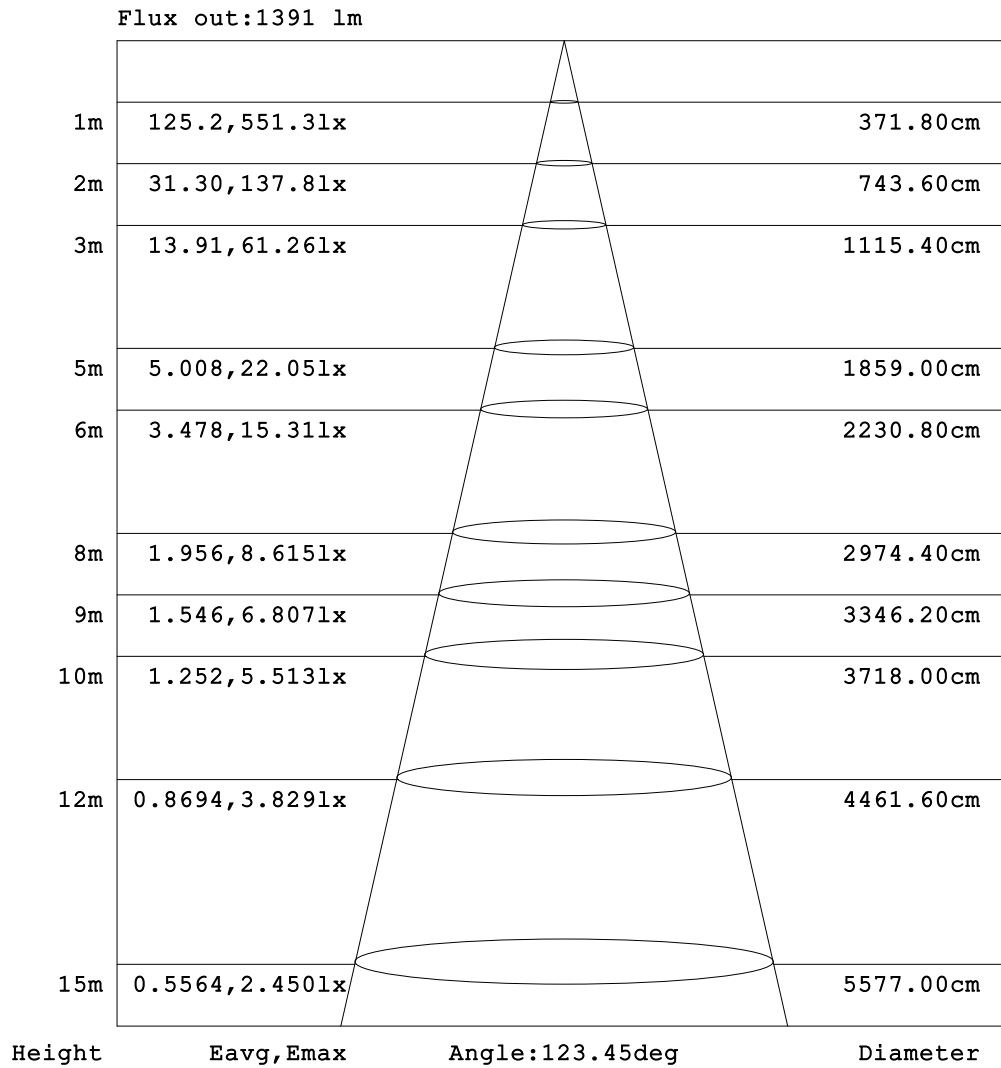


C Range: 0 - 360DEG
 C Interval: 22.5DEG
 Test Speed: HIGH
 Temperature:25.3DEG
 Operators:admin
 Test Date:2022-03-16

Range: 0 - 180DEG
 Interval: 1.0DEG
 Test System:EVERFINE GO-2000B_V1 SYSTEM V2.00.411
 Humidity:65.0%
 Test Distance:8.780m [K=1.0000]
 Remarks:

AAI Figure

Test:U:120.04V I:0.3845A P:41.740W PF:0.9032 Freq:0Hz Lamp Flux:2181.51x1 lm		
NAME: ADS lighting Corp	TYPE:	WEIGHT:
SPEC.:ASD-LFC-LF-20D42-AC-BK-3000K	DIM.:	SERIAL No.:
MFR.: ADS lighting Corp	SUR.:0.485*0.485	Shielding Angle:



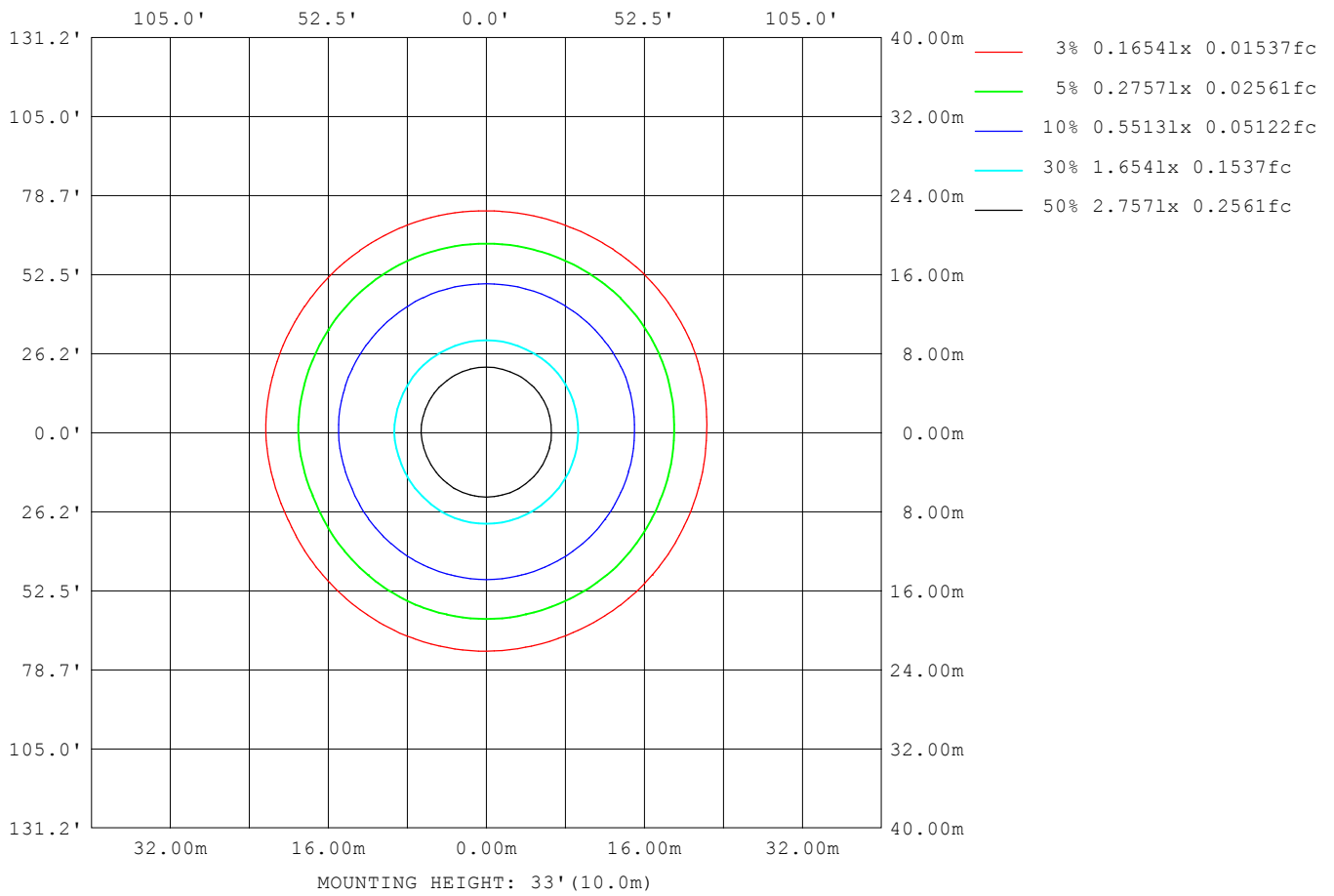
Note:The Curves indicate the illuminated area and the average illumination when the luminaire is at different distance.

C Range: 0 - 360DEG
 C Interval: 22.5DEG
 Test Speed: HIGH
 Temperature:25.3DEG
 Operators:admin
 Test Date:2022-03-16

Range: 0 - 180DEG
 Interval: 1.0DEG
 Test System:EVERFINE GO-2000B_V1 SYSTEM V2.00.411
 Humidity:65.0%
 Test Distance:8.780m [K=1.0000]
 Remarks:

ISOLUX DIAGRAM

Test:U:120.04V I:0.3845A P:41.740W PF:0.9032 Freq:0Hz Lamp Flux:2181.51x1 lm		
NAME: ADS lighting Corp	TYPE:	WEIGHT:
SPEC.:ASD-LFC-LF-20D42-AC-BK-3000K	DIM.:	SERIAL No.:
MFR.: ADS lighting Corp	SUR.:0.485*0.485	Shielding Angle:



C Range: 0 - 360DEG
 C Interval: 22.5DEG
 Test Speed: HIGH
 Temperature:25.3DEG
 Operators:admin
 Test Date:2022-03-16

Range: 0 - 180DEG
 Interval: 1.0DEG
 Test System:EVERFINE GO-2000B_V1 SYSTEM V2.00.411
 Humidity:65.0%
 Test Distance:8.780m [K=1.0000]
 Remarks:

LED Avg.L Report

Test:U:120.04V I:0.3845A P:41.740W PF:0.9032 Freq:0Hz Lamp Flux:2181.51x1 lm		
NAME: ADS lighting Corp	TYPE:	WEIGHT:
SPEC.:ASD-LFC-LF-20D42-AC-BK-3000K	DIM.:	SERIAL No.:
MFR.: ADS lighting Corp	SUR.:0.485*0.485	Shielding Angle:

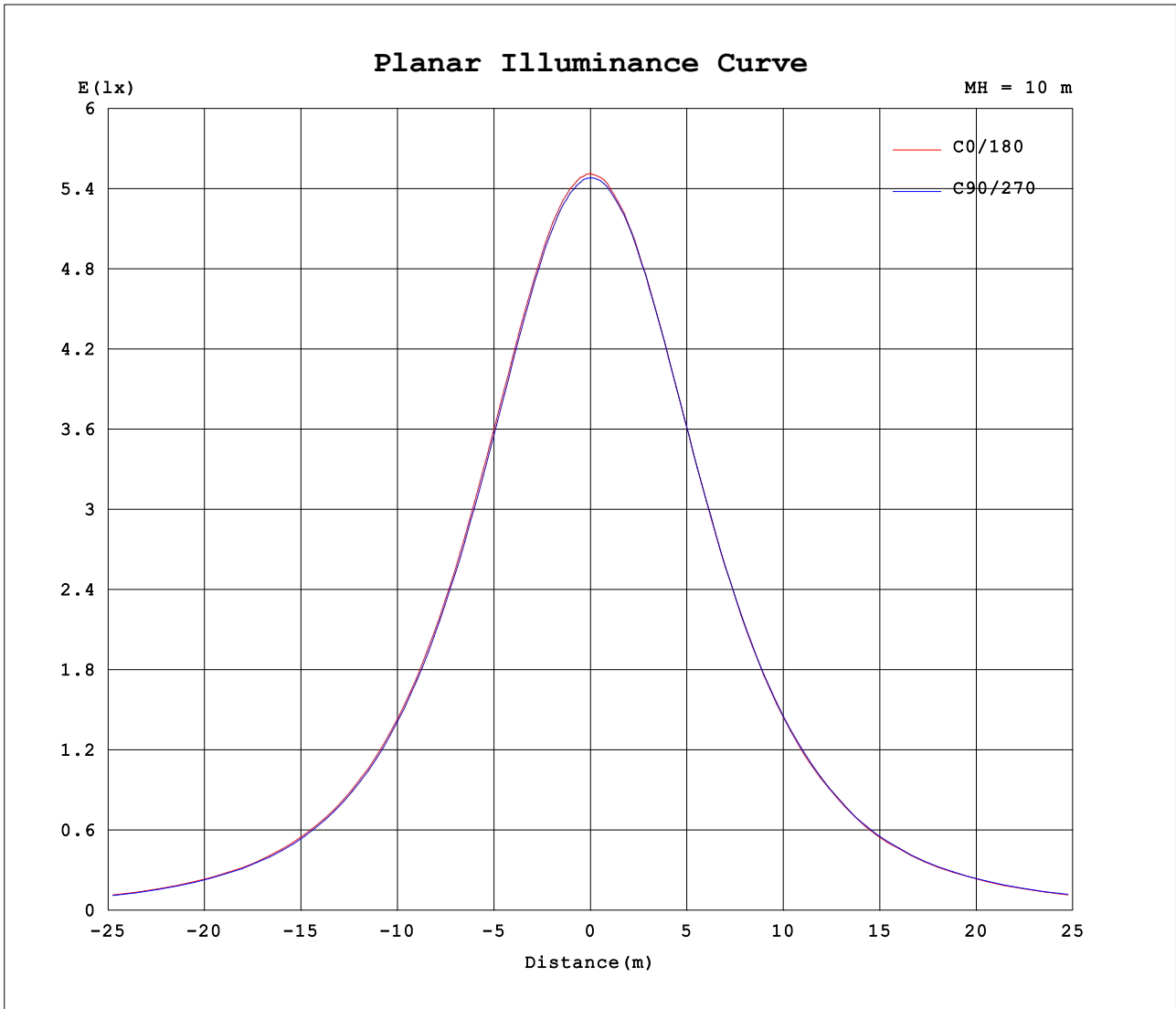
AvgL	cd/m2
L_0~180 (65) av	796
L_0~180 (75) av	859
L_0~180 (85) av	1517
L_90~270 (65) av	794
L_90~270 (75) av	866
L_90~270 (85) av	1529
L_45 (65) av	794
L_45 (75) av	862
L_45 (85) av	1521

Standard: GB/T 29293-2012

C Range: 0 - 360DEG
 C Interval: 22.5DEG
 Test Speed: HIGH
 Temperature:25.3DEG
 Operators:admin
 Test Date:2022-03-16

Range: 0 - 180DEG
 Interval: 1.0DEG
 Test System:EVERFINE GO-2000B_V1 SYSTEM V2.00.411
 Humidity:65.0%
 Test Distance:8.780m [K=1.0000]
 Remarks:

Planar Illuminance Curve



C Range: 0 - 360DEG
 C Interval: 22.5DEG
 Test Speed: HIGH
 Temperature:25.3DEG
 Operators:admin
 Test Date:2022-03-16

Range: 0 - 180DEG
 Interval: 1.0DEG
 Test System:EVERFINE GO-2000B_V1 SYSTEM V2.00.411
 Humidity:65.0%
 Test Distance:8.780m [K=1.0000]
 Remarks:

LUMINOUS DISTRIBUTION INTENSITY DATA

Test:U:120.04V I:0.3845A P:41.740W PF:0.9032 Freq:0Hz Lamp Flux:2181.51x1 lm		
NAME: ADS lighting Corp	TYPE:	WEIGHT:
SPEC.:ASD-LFC-LF-20D42-AC-BK-3000K	DIM.:	SERIAL No.:
MFR.: ADS lighting Corp	SUR.:0.485*0.485	Shielding Angle:

Table--1

UNIT: cd

C (DEG) □ (DEG)	0	22.5	45	67.5	90	112.5	135	157.5	180	202.5	225	247.5	270	292.5	315	337.5			
0	551	550	549	548	548	548	547	549	551	550	549	548	548	548	547	549			
5	549	548	546	547	546	545	545	545	550	548	548	546	548	547	546	547			
10	545	544	542	542	541	540	539	539	546	544	544	543	544	543	544	543			
15	536	535	534	533	533	531	530	530	537	537	537	536	536	536	537	536			
20	525	524	522	521	520	520	516	518	525	525	526	525	525	525	527	526			
25	509	508	506	507	503	504	500	500	511	509	511	511	510	510	512	511			
30	489	488	485	484	483	484	481	480	492	492	492	492	492	491	494	492			
35	465	463	460	459	459	459	455	457	467	468	468	468	468	468	471	470			
40	438	435	434	431	430	431	426	428	440	439	442	441	442	440	445	445			
45	405	403	400	399	400	399	395	395	410	408	410	410	411	409	415	414			
50	371	369	366	365	364	366	361	362	374	376	377	376	378	374	381	379			
55	333	327	328	323	325	324	322	319	331	336	334	338	336	338	340	342			
60	290	285	285	282	286	284	279	278	292	295	295	297	295	296	300	302			
65	248	243	244	239	243	242	236	235	249	251	253	254	253	257	259	260			
70	207	204	201	199	202	199	196	194	208	210	210	214	211	211	215	216			
75	163	161	160	160	162	164	155	154	165	166	168	167	169	168	176	173			
80	128	127	127	127	127	128	123	122	131	131	133	132	132	131	137	137			
85	96.5	96.2	95.6	96.5	96.7	98.7	93.3	92.7	98.9	97.8	99.0	99.2	100	99.2	104	103			
90	70.7	70.7	70.3	71.3	71.9	73.3	69.8	69.2	72.2	71.0	71.6	71.8	73.2	72.5	75.4	74.4			
95	58.4	59.0	59.2	60.3	61.0	61.7	59.5	59.5	59.5	58.2	58.0	57.8	58.7	58.3	58.1	57.7			
100	54.9	55.1	54.8	55.9	56.6	56.8	56.1	56.5	55.7	54.0	53.3	52.9	53.9	53.8	52.0	52.2			
105	53.6	53.3	52.6	53.2	53.6	53.8	53.4	54.6	53.8	52.1	50.3	50.3	51.1	50.9	48.7	49.7			
110	53.0	51.6	50.9	51.4	51.4	51.7	51.4	52.5	52.8	50.3	49.0	48.5	49.3	48.8	46.2	48.0			
115	51.6	49.1	51.2	50.9	51.1	51.4	51.9	50.3	51.0	47.9	49.1	48.4	48.5	48.1	46.1	45.4			
120	50.6	48.4	51.4	50.8	51.0	51.2	52.5	49.8	49.8	46.5	49.2	48.4	48.4	48.2	46.6	44.0			
125	51.4	48.1	50.1	50.6	51.1	50.1	50.4	49.2	50.5	45.7	48.9	48.4	48.5	48.2	46.6	43.5			
130	52.1	48.2	46.5	49.6	51.0	49.0	46.7	49.0	50.9	45.5	46.1	48.2	48.7	48.0	43.7	43.1			
135	52.4	48.0	44.6	46.9	50.3	46.4	45.6	48.2	51.2	45.1	43.4	47.2	48.8	47.1	40.9	42.8			
140	52.3	47.3	44.4	43.9	48.2	44.2	45.5	47.1	50.8	44.3	42.8	44.4	48.2	44.2	40.4	41.5			
145	50.3	46.4	44.5	43.9	46.5	43.9	45.6	46.5	49.2	44.5	43.1	42.1	46.5	42.4	40.5	42.1			
150	48.0	45.5	44.2	43.5	44.8	43.7	45.2	45.4	47.5	43.8	43.0	42.6	43.9	42.0	42.2	43.5			
155	46.2	45.6	44.1	42.6	43.1	43.8	44.3	44.5	45.8	43.1	42.6	41.7	42.2	41.6	42.3	43.9			
160	45.1	45.5	42.7	40.7	42.4	43.6	43.3	43.4	44.9	41.9	41.7	42.3	41.5	41.2	42.2	44.2			
165	44.8	43.8	41.1	39.9	42.5	43.2	42.4	42.9	44.5	41.0	41.0	41.9	41.6	40.7	41.9	44.2			
170	47.2	47.5	47.1	43.4	45.8	47.7	48.0	46.2	46.8	44.1	45.8	45.3	43.5	43.7	45.8	47.2			
175	49.6	49.7	46.5	46.5	50.2	50.2	48.4	48.8	49.9	46.6	46.6	49.6	48.5	45.8	47.9	50.7			
180	51.2	48.5	48.1	49.3	51.9	48.5	49.4	50.5	51.3	48.4	48.2	49.2	52.0	48.5	49.4	50.5			

C Range: 0 - 360DEG
 C Interval: 22.5DEG
 Test Speed: HIGH
 Temperature:25.3DEG
 Operators:admin
 Test Date:2022-03-16

□ Range: 0 - 180DEG
 □ Interval: 1.0DEG
 Test System:EVERFINE GO-2000B_V1 SYSTEM V2.00.411
 Humidity:65.0%
 Test Distance:8.780m [K=1.0000]
 Remarks: