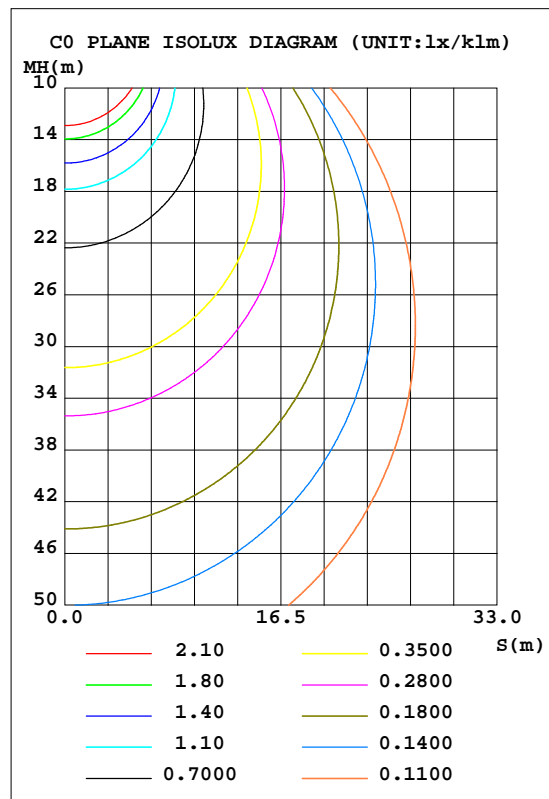
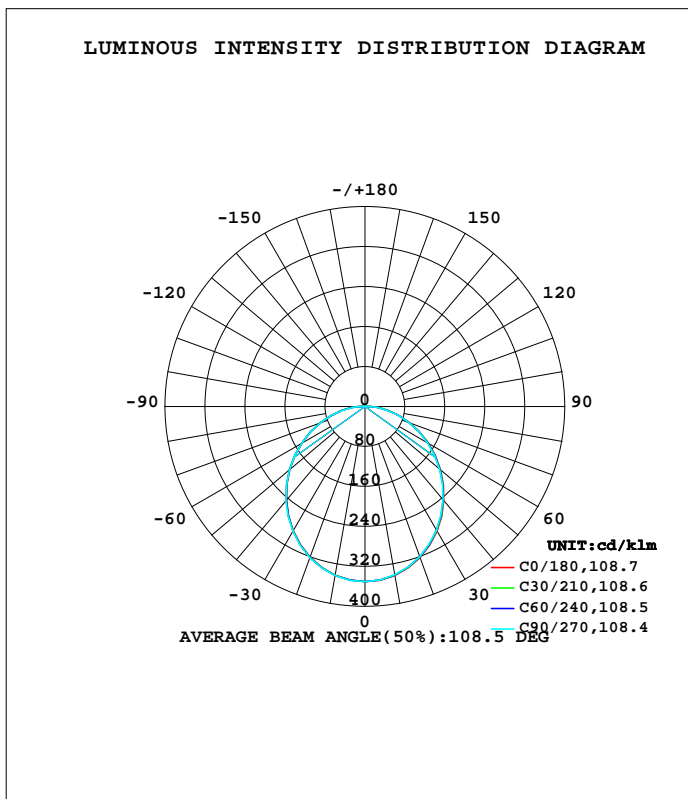


LUMINAIRE PHOTOMETRIC TEST REPORT

NAME: ASD-LDS-6D1540-XX	TYPE:	WEIGHT:
SPEC.:	DIM.:	SERIAL No.:
MFR.: ASD Lighting Corp	SUR.:	Shielding Angle:

DATA OF LAMP		PHOTOMETRIC DATA				Eff: 92.79 lm/W
MODEL	ASD-LDS-6D1540-XX	I <sub>max</sub> (cd/klm)	350.5	S/MH(C0/180)	1.22	
NOMINAL POWER(W)	15	LOR(%)	100.0	S/MH(C90/270)	1.23	
RATED VOLTAGE(V)	120	TOTAL FLUX(lm/klm)	1000.00	h UP, DN(C0-180)	0.9,49.0	
NOMINAL FLUX(lm)	1366.8	CIE CLASS	DIRECT	h UP, DN(C180-360)	0.9,49.2	
LAMPS INSIDE	1	h up(%)	1.7	CIBSE SHR NOM	1.25	
TEST VOLTAGE(V)	120	h down(%)	98.3	CIBSE SHR MAX	1.35	



C Range: 0 - 360DEG  
 C Interval: 15.0DEG  
 Test Speed: HIGH  
 Temperature:25.3DEG  
 Operators:WANG  
 Test Date:2019-11-28

g Range: 0 - 180DEG  
 g Interval: 5.0DEG  
 Test System:EVERFINE GO-2000B\_V1 SYSTEM V2.00.421  
 Humidity:65.0%  
 Test Distance:8.110m [K=1.0851]  
 Remarks:

ZONAL FLUX DIAGRAM

ZONAL FLUX DIAGRAM:

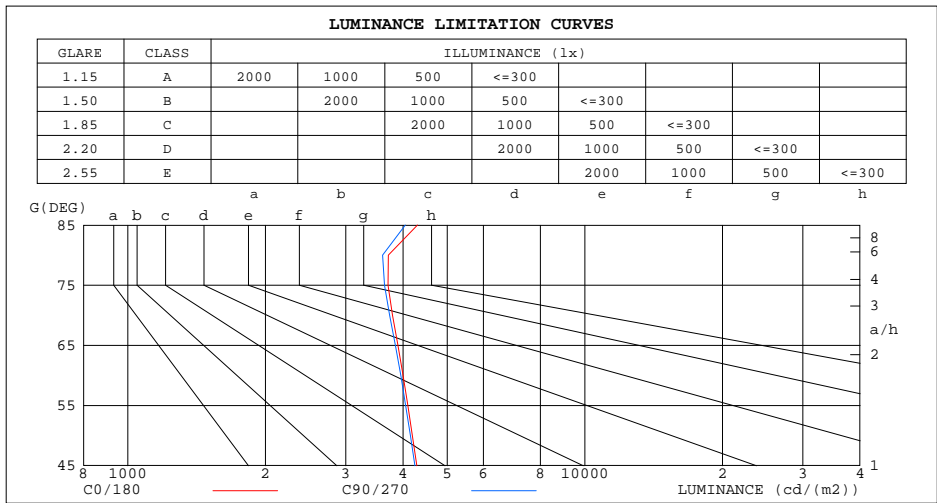
g	C0	C45	C90	C135	C180	C225	C270	C315	g	F zone	F total	%lum,lamp
10	343.4	342.7	342.4	342.3	343.0	343.0	343.5	343.6	0- 10	33.10	33.10	3.31,3.31
20	321.9	320.8	320.0	320.2	321.2	321.3	322.2	322.2	10- 20	94.12	127.2	12.7,12.7
30	288.2	287.1	286.1	286.2	287.3	287.5	288.7	288.6	20- 30	140.8	268.0	26.8,26.8
40	245.7	244.8	243.3	243.7	244.8	244.8	246.0	245.8	30- 40	167.0	435.0	43.5,43.5
50	197.6	196.8	195.4	195.8	196.9	196.6	197.7	197.5	40- 50	170.8	605.9	60.6,60.6
60	146.6	145.8	144.7	145.1	146.0	145.7	146.2	146.2	50- 60	153.4	759.3	75.9,75.9
70	95.05	94.28	93.58	94.13	95.04	94.29	94.11	94.47	60- 70	118.9	878.1	87.8,87.8
80	47.28	46.59	45.81	47.02	47.79	46.38	45.51	46.17	70- 80	73.98	952.1	95.2,95.2
90	13.11	10.64	11.26	12.84	13.71	11.84	10.43	11.22	80- 90	30.47	982.6	98.3,98.3
100	0.9492	0.8934	0.6614	0.8374	1.080	0.8253	0.8449	0.7775	90-100	4.106	986.7	98.7,98.7
110	2.325	1.402	1.283	1.420	2.772	1.498	1.352	1.411	100-110	1.323	988.0	98.8,98.8
120	3.539	3.007	2.362	2.508	4.384	3.079	1.946	1.977	110-120	2.301	990.3	99,99
130	4.294	2.943	3.156	2.674	5.070	3.378	3.078	2.232	120-130	2.962	993.3	99.3,99.3
140	4.052	1.898	3.142	2.061	4.438	2.277	3.364	2.058	130-140	2.728	996.0	99.6,99.6
150	2.584	2.082	2.250	2.153	2.472	2.169	2.229	2.196	140-150	1.757	997.8	99.8,99.8
160	2.391	2.501	3.131	3.480	3.355	2.559	2.660	2.964	150-160	1.163	998.9	99.9,99.9
170	2.794	2.548	2.571	2.623	2.830	2.836	2.682	2.623	160-170	0.8243	999.7	100,100
180	2.690	2.715	2.694	2.711	2.690	2.711	2.698	2.711	170-180	0.2550	1000.0	100,100
DEG	LUMINOUS INTENSITY:cd/klm									UNIT:lm/klm		

C Range: 0 - 360DEG  
 C Interval: 15.0DEG  
 Test Speed: HIGH  
 Temperature:25.3DEG  
 Operators:WANG  
 Test Date:2019-11-28

g Range: 0 - 180DEG  
 g Interval: 5.0DEG  
 Test System:EVERFINE GO-2000B\_V1 SYSTEM V2.00.421  
 Humidity:65.0%  
 Test Distance:8.110m [K=1.0851]  
 Remarks:

LUMINANCE LIMITATION CURVES

NAME: ASD-LDS-6D1540-XX	TYPE:	WEIGHT:
SPEC.:	DIM.:	SERIAL No.:
MFR.:	SUR.:	Shielding Angle:



LUMINANCE cd/(m2)		
G(DEG)	C0/180	C90/270
85	4301	4051
80	3717	3607
75	3711	3645
70	3794	3741
65	3898	3849
60	4002	3956
55	4102	4058
50	4197	4156
45	4291	4251

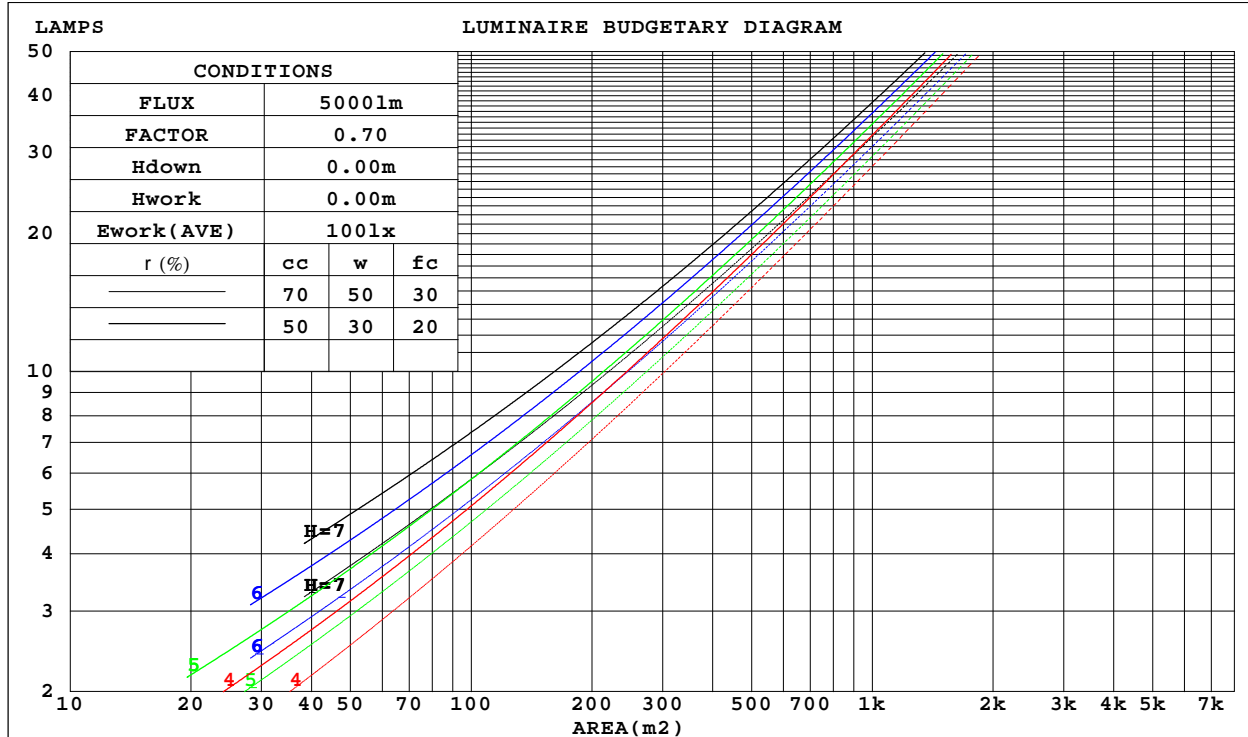
C Range: 0 - 360DEG  
 C Interval: 15.0DEG  
 Test Speed: HIGH  
 Temperature: 25.3DEG  
 Operators: WANG  
 Test Date: 2019-11-28

g Range: 0 - 180DEG  
 g Interval: 5.0DEG  
 Test System: EVERFINE GO-2000B\_V1 SYSTEM V2.00.421  
 Humidity: 65.0%  
 Test Distance: 8.110m [K=1.0851]  
 Remarks:

CU AND LUMINAIRE BUDGETARY ESTIMATE DIAGRAM

NAME: ASD-LDS-6D1540-XX	TYPE:	WEIGHT:
SPEC.:	DIM.:	SERIAL No.:
MFR.:	SUR.:	Shielding Angle:

r cc	80%			70%			50%			30%			10%			0
r w	50%	30%	10%	50%	30%	10%	50%	30%	10%	50%	30%	10%	50%	30%	10%	0
r fc	20%			20%			20%			20%			20%			0
RCR	RCR:Room Cavity Ratio						Coefficients of Utilization(CU)									
0.0	1.19	1.19	1.19	1.16	1.16	1.16	1.10	1.10	1.10	1.05	1.05	1.05	1.00	1.00	1.00	.98
1.0	1.03	.98	.94	1.00	.96	.93	.96	.92	.89	.92	.89	.86	.88	.85	.83	.81
2.0	.89	.82	.76	.87	.81	.75	.83	.78	.73	.80	.75	.71	.77	.73	.70	.67
3.0	.78	.70	.63	.77	.69	.63	.73	.67	.61	.70	.65	.60	.68	.63	.59	.57
4.0	.69	.61	.54	.68	.60	.53	.65	.58	.52	.63	.56	.51	.60	.55	.51	.48
5.0	.62	.53	.46	.61	.52	.46	.58	.51	.45	.56	.50	.45	.54	.49	.44	.42
6.0	.56	.47	.40	.55	.46	.40	.53	.45	.40	.51	.44	.39	.49	.43	.39	.37
7.0	.51	.42	.36	.50	.41	.35	.48	.41	.35	.46	.40	.35	.45	.39	.34	.32
8.0	.46	.38	.32	.45	.37	.32	.44	.37	.31	.43	.36	.31	.41	.35	.31	.29
9.0	.42	.34	.29	.42	.34	.29	.41	.33	.28	.39	.33	.28	.38	.32	.28	.26
10.0	.39	.31	.26	.39	.31	.26	.37	.31	.26	.36	.30	.25	.35	.30	.25	.24



C Range: 0 - 360DEG  
 C Interval: 15.0DEG  
 Test Speed: HIGH  
 Temperature: 25.3DEG  
 Operators: WANG  
 Test Date: 2019-11-28

g Range: 0 - 180DEG  
 g Interval: 5.0DEG  
 Test System: EVERFINE GO-2000B\_V1 SYSTEM V2.00.421  
 Humidity: 65.0%  
 Test Distance: 8.110m [K=1.0851]  
 Remarks:

WEC AND CCEC

NAME: ASD-LDS-6D1540-XX	TYPE:	WEIGHT:
SPEC.:	DIM.:	SERIAL No.:
MFR.:	SUR.:	Shielding Angle:

r cc	80%			70%			50%			30%			10%			0
r w	50%	30%	10%	50%	30%	10%	50%	30%	10%	50%	30%	10%	50%	30%	10%	0
r fc	20%			20%			20%			20%			20%			0
RCR	RCR:Room Cavity Ratio						Wall Exitance Coefficients(WEC)									
0.0																
1.0	.322	.183	.058	.315	.180	.057	.301	.172	.055	.287	.166	.053	.275	.160	.051	
2.0	.298	.163	.050	.291	.160	.049	.278	.155	.048	.267	.150	.047	.256	.145	.046	
3.0	.273	.145	.044	.267	.143	.043	.256	.139	.042	.246	.135	.041	.236	.131	.040	
4.0	.251	.130	.038	.246	.129	.038	.236	.125	.037	.226	.122	.037	.218	.118	.036	
5.0	.231	.118	.034	.227	.116	.034	.218	.113	.033	.209	.111	.033	.202	.108	.032	
6.0	.214	.107	.031	.210	.106	.031	.202	.104	.030	.195	.101	.030	.188	.099	.029	
7.0	.199	.098	.028	.195	.097	.028	.188	.095	.027	.181	.093	.027	.175	.091	.027	
8.0	.186	.091	.026	.182	.090	.025	.176	.088	.025	.170	.086	.025	.164	.084	.025	
9.0	.174	.084	.023	.171	.083	.023	.165	.082	.023	.160	.080	.023	.154	.078	.023	
10.0	.163	.078	.022	.161	.078	.022	.155	.076	.021	.150	.075	.021	.146	.073	.021	

r cc	80%			70%			50%			30%			10%			0
r w	50%	30%	10%	50%	30%	10%	50%	30%	10%	50%	30%	10%	50%	30%	10%	0
r fc	20%			20%			20%			20%			20%			0
RCR	RCR:Room Cavity Ratio						Ceiling Cavity Exitance Coefficients(CCEC)									
0.0	.204	.204	.204	.174	.174	.174	.119	.119	.119	.068	.068	.068	.022	.022	.022	
1.0	.195	.169	.147	.166	.145	.126	.114	.100	.087	.066	.058	.051	.021	.019	.016	
2.0	.187	.145	.111	.160	.125	.096	.109	.087	.067	.063	.050	.039	.020	.016	.013	
3.0	.179	.128	.087	.153	.110	.076	.105	.077	.053	.061	.045	.031	.020	.015	.010	
4.0	.171	.115	.072	.147	.099	.062	.101	.069	.044	.058	.040	.026	.019	.013	.009	
5.0	.163	.104	.061	.140	.090	.053	.097	.063	.037	.056	.037	.022	.018	.012	.007	
6.0	.156	.096	.053	.134	.083	.046	.093	.058	.033	.054	.034	.019	.017	.011	.006	
7.0	.149	.089	.047	.128	.077	.041	.089	.054	.029	.052	.032	.017	.017	.010	.006	
8.0	.143	.083	.042	.123	.072	.037	.085	.051	.026	.049	.030	.016	.016	.010	.005	
9.0	.137	.078	.039	.118	.068	.034	.082	.048	.024	.047	.028	.014	.015	.009	.005	
10.0	.131	.074	.036	.113	.064	.032	.078	.045	.022	.046	.027	.013	.015	.009	.004	

C Range: 0 - 360DEG  
 C Interval: 15.0DEG  
 Test Speed: HIGH  
 Temperature:25.3DEG  
 Operators:WANG  
 Test Date:2019-11-28

g Range: 0 - 180DEG  
 g Interval: 5.0DEG  
 Test System:EVERFINE GO-2000B\_V1 SYSTEM V2.00.421  
 Humidity:65.0%  
 Test Distance:8.110m [K=1.0851]  
 Remarks:

UGR(Unified Glare Rating) Table

NAME: ASD-LDS-6D1540-XX		TYPE:					WEIGHT:				
SPEC.:		DIM.:					SERIAL No.:				
MFR.:		SUR.:					Shielding Angle:				
ceiling/cavity		0.7	0.7	0.5	0.5	0.3	0.7	0.7	0.5	0.5	0.3
walls		0.5	0.3	0.5	0.3	0.3	0.5	0.3	0.5	0.3	0.3
working plane		0.2	0.2	0.2	0.2	0.2	0.2	0.2	0.2	0.2	0.2
Room dimensions		Viewed crosswise					Viewed endwise				
x = 2H	y = 2H	16.5	18.0	16.8	18.2	18.5	16.5	18.0	16.8	18.2	18.4
	3H	18.1	19.5	18.4	19.7	20.0	18.0	19.4	18.3	19.7	20.0
	4H	18.8	20.1	19.1	20.4	20.7	18.7	20.0	19.0	20.3	20.6
	6H	19.3	20.6	19.7	20.9	21.2	19.2	20.5	19.6	20.8	21.1
	8H	19.5	20.7	19.9	21.0	21.4	19.4	20.6	19.8	20.9	21.3
	12H	19.7	20.9	20.1	21.2	21.6	19.6	20.8	20.0	21.1	21.4
4H	2H	17.1	18.4	17.5	18.7	19.0	17.1	18.4	17.4	18.7	19.0
	3H	18.9	20.0	19.3	20.4	20.7	18.8	20.0	19.2	20.3	20.7
	4H	19.7	20.8	20.1	21.1	21.5	19.6	20.7	20.0	21.1	21.4
	6H	20.4	21.3	20.8	21.7	22.1	20.3	21.3	20.7	21.6	22.0
	8H	20.7	21.5	21.1	21.9	22.4	20.6	21.4	21.0	21.8	22.3
	12H	20.9	21.8	21.4	22.2	22.6	20.8	21.6	21.3	22.0	22.5
8H	4H	20.0	20.9	20.4	21.3	21.7	19.9	20.8	20.4	21.2	21.7
	6H	20.9	21.6	21.3	22.0	22.5	20.8	21.5	21.3	22.0	22.4
	8H	21.2	21.9	21.7	22.4	22.9	21.1	21.8	21.6	22.3	22.7
	12H	21.7	22.2	22.2	22.7	23.2	21.5	22.1	22.0	22.6	23.1
12H	4H	20.0	20.8	20.5	21.2	21.7	20.0	20.8	20.4	21.2	21.6
	6H	20.9	21.6	21.4	22.1	22.5	20.9	21.5	21.4	22.0	22.5
	8H	21.4	22.0	21.9	22.4	23.0	21.3	21.9	21.8	22.3	22.9
Variations with the observer position at spacings:											
S = 1.0H		+ 0.1 / - 0.2					+ 0.1 / - 0.2				
1.5H		+ 0.2 / - 0.3					+ 0.2 / - 0.3				
2.0H		+ 0.2 / - 0.2					+ 0.2 / - 0.3				

CIE Pub.117, 1367 lm Total Lamp Luminous Flux Correct (8log(F/F0) = 1.1)  
 Area: 0.1 m2

C Range: 0 - 360DEG  
 C Interval: 15.0DEG  
 Test Speed: HIGH  
 Temperature:25.3DEG  
 Operators:WANG  
 Test Date:2019-11-28

g Range: 0 - 180DEG  
 g Interval: 5.0DEG  
 Test System:EVERFINE GO-2000B\_V1 SYSTEM V2.00.421  
 Humidity:65.0%  
 Test Distance:8.110m [K=1.0851]  
 Remarks:

UTILIZATION FACTORS TABLE

NAME: ASD-LDS-6D1540-XX	TYPE:	WEIGHT:
SPEC.:	DIM.:	SERIAL No.:
MFR.:	SUR.:	Shielding Angle:

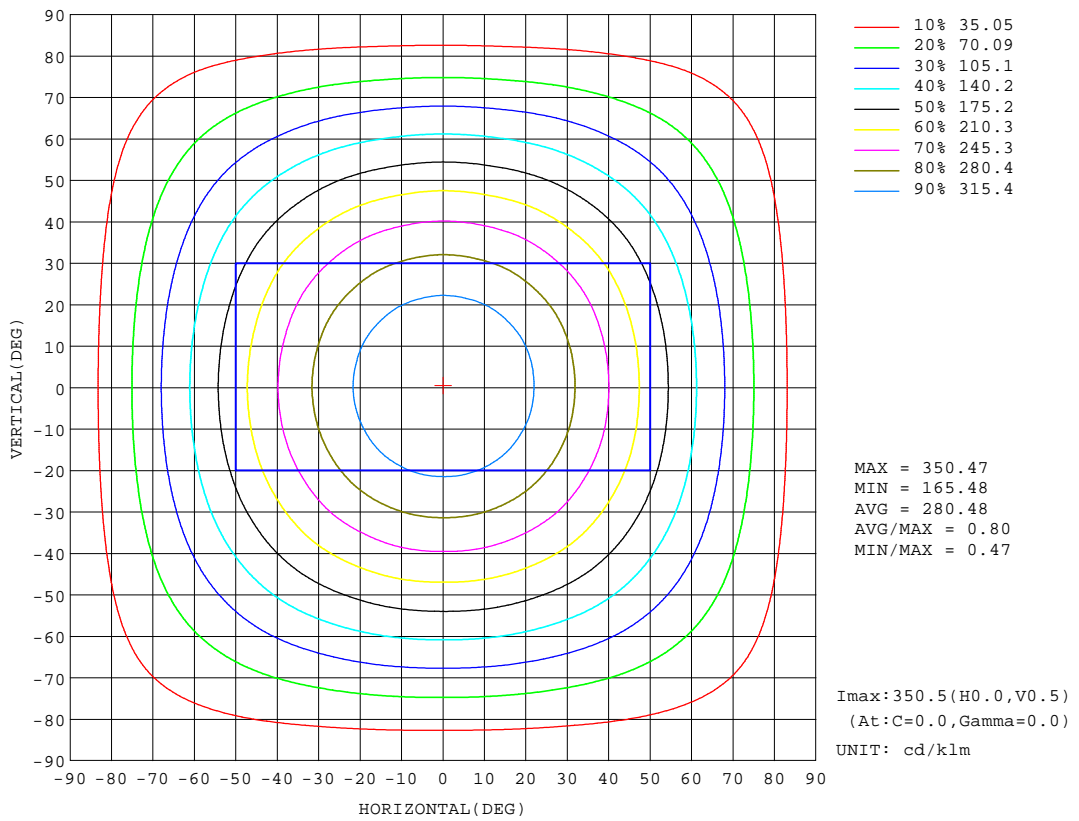
REFLECTANCE										
Ceiling	0.8	0.8	0.8	0.7	0.7	0.7	0.5	0.5	0.5	0
Walls	0.7	0.5	0.3	0.7	0.5	0.3	0.7	0.5	0.3	0
Working plane	0.2	0.2	0.2	0.2	0.2	0.2	0.2	0.2	0.2	0
ROOM INDEX	UTILIZATION FACTORS(PERCENT) $k(RI) \times RCR = 5$									
k = 0.60	57	45	38	56	45	38	55	44	38	32
0.80	67	55	48	66	55	47	64	54	47	40
1.00	75	64	56	74	63	56	71	64	55	48
1.25	82	71	64	80	71	64	78	69	63	55
1.50	87	77	70	85	76	69	82	74	68	60
2.00	94	85	78	92	84	77	88	81	76	68
2.50	98	90	83	96	88	82	91	85	80	72
3.00	101	94	88	99	92	87	94	89	85	76
4.00	105	99	94	103	97	93	98	94	90	80
5.00	108	103	98	105	100	97	100	97	93	83
ROOM INDEX	UF(total)									Direct
According to DIN EN 13032-2 2004			Suspended				SHRNOM = 1.25			

C Range: 0 - 360DEG  
 C Interval: 15.0DEG  
 Test Speed: HIGH  
 Temperature: 25.3DEG  
 Operators: WANG  
 Test Date: 2019-11-28

g Range: 0 - 180DEG  
 g Interval: 5.0DEG  
 Test System: EVERFINE GO-2000B\_V1 SYSTEM V2.00.421  
 Humidity: 65.0%  
 Test Distance: 8.110m [K=1.0851]  
 Remarks:

ISOCANDELA DIAGRAM

NAME: ASD-LDS-6D1540-XX	TYPE:	WEIGHT:
SPEC.:	DIM.:	SERIAL No.:
MFR.:	SUR.:	Shielding Angle:



C Range: 0 - 360DEG  
 C Interval: 15.0DEG  
 Test Speed: HIGH  
 Temperature: 25.3DEG  
 Operators: WANG  
 Test Date: 2019-11-28

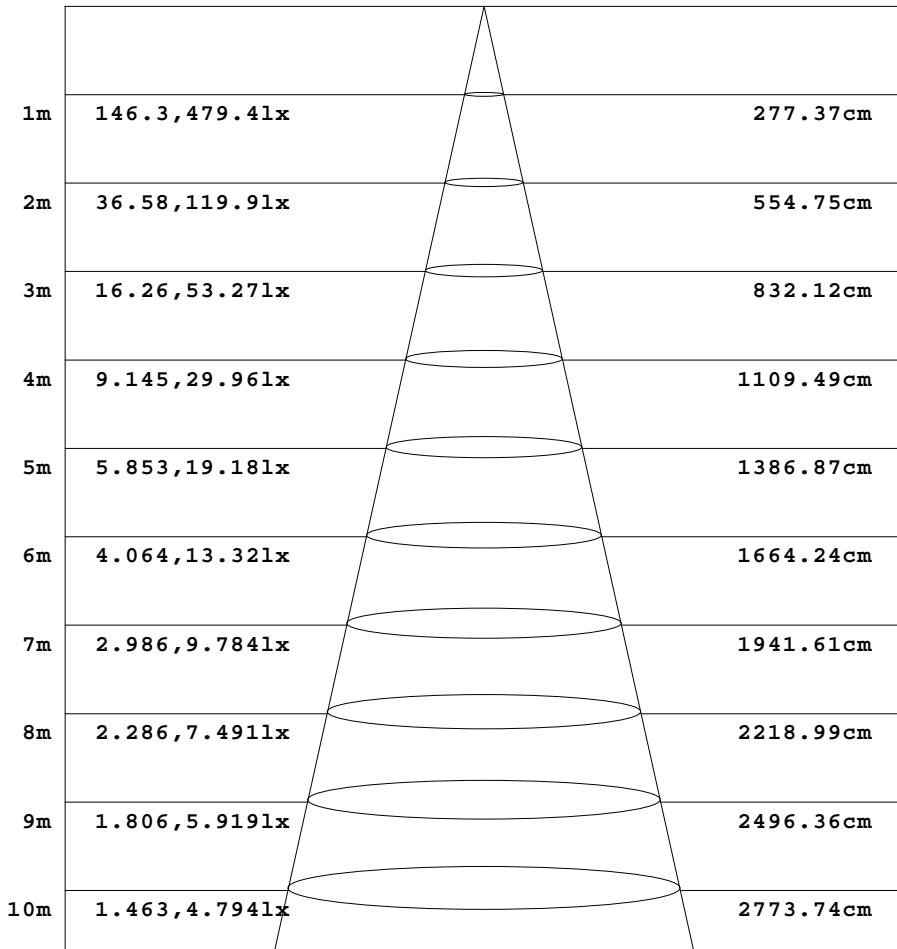
g Range: 0 - 180DEG  
 g Interval: 5.0DEG  
 Test System: EVERFINE GO-2000B\_V1 SYSTEM V2.00.421  
 Humidity: 65.0%  
 Test Distance: 8.110m [K=1.0851]  
 Remarks:



AAI Figure

NAME: ASD-LDS-6D1540-XX	TYPE:	WEIGHT:
SPEC.:	DIM.:	SERIAL No.:
MFR.:	SUR.:	Shielding Angle:

Flux out:937.5 lm



Height                      Eavg, Emax                      Angle:108.41deg                      Diameter

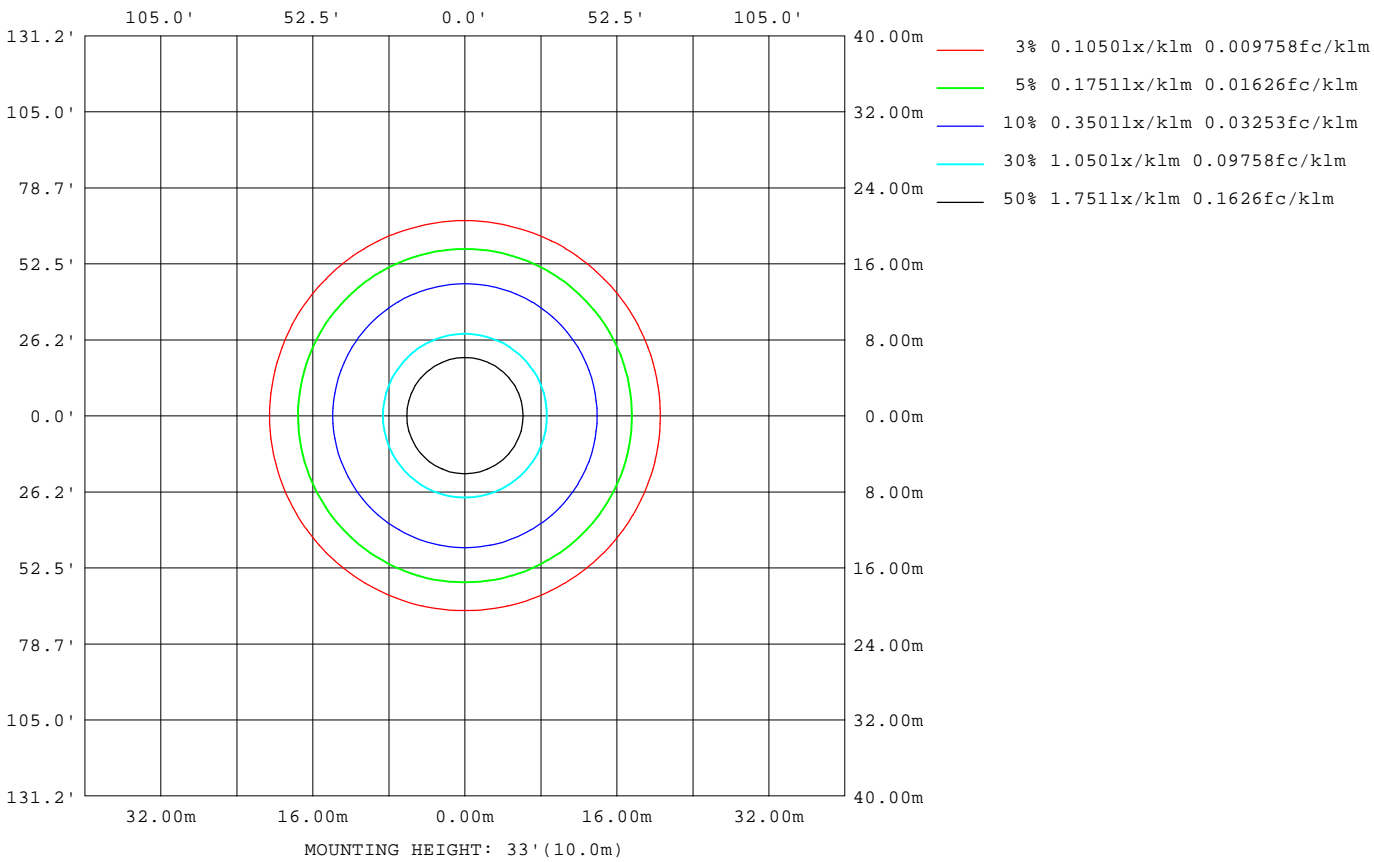
Note:The Curves indicate the illuminated area and the average illumination when the luminaire is at different distance.

C Range: 0 - 360DEG  
 C Interval: 15.0DEG  
 Test Speed: HIGH  
 Temperature:25.3DEG  
 Operators:WANG  
 Test Date:2019-11-28

g Range: 0 - 180DEG  
 g Interval: 5.0DEG  
 Test System:EVERFINE GO-2000B\_V1 SYSTEM V2.00.421  
 Humidity:65.0%  
 Test Distance:8.110m [K=1.0851]  
 Remarks:

**ISOLUX DIAGRAM**

<b>NAME:</b> ASD-LDS-6D1540-XX	<b>TYPE:</b>	<b>WEIGHT:</b>
<b>SPEC.:</b>	<b>DIM.:</b>	<b>SERIAL No.:</b>
<b>MFR.:</b>	<b>SUR.:</b>	<b>Shielding Angle:</b>



**C Range:** 0 - 360DEG  
**C Interval:** 15.0DEG  
**Test Speed:** HIGH  
**Temperature:** 25.3DEG  
**Operators:** WANG  
**Test Date:** 2019-11-28

**g Range:** 0 - 180DEG  
**g Interval:** 5.0DEG  
**Test System:** EVERFINE GO-2000B\_V1 SYSTEM V2.00.421  
**Humidity:** 65.0%  
**Test Distance:** 8.110m [K=1.0851]  
**Remarks:**

LED Avg.L Report

NAME: ASD-LDS-6D1540-XX	TYPE:	WEIGHT:
SPEC.:	DIM.:	SERIAL No.:
MFR.:	SUR.:	Shielding Angle:

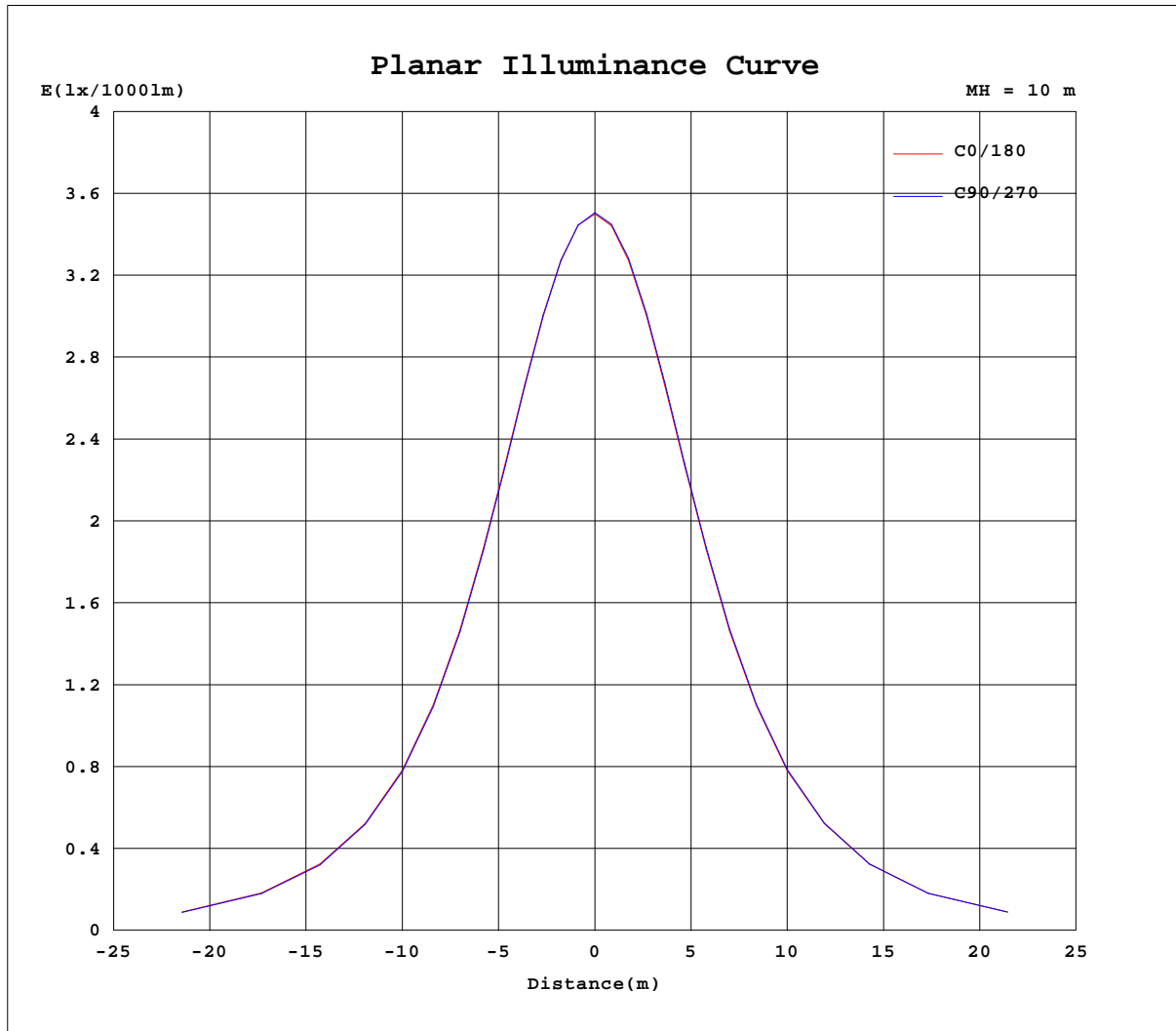
AvgL	cd/m2
L_0~180(65)av	3899
L_0~180(75)av	3721
L_0~180(85)av	4359
L_90~270(65)av	3866
L_90~270(75)av	3644
L_90~270(85)av	3990
L_45(65)av	3877
L_45(75)av	3677
L_45(85)av	4177

Standard: GB/T 29293-2012

C Range: 0 - 360DEG  
 C Interval: 15.0DEG  
 Test Speed: HIGH  
 Temperature: 25.3DEG  
 Operators: WANG  
 Test Date: 2019-11-28

g Range: 0 - 180DEG  
 g Interval: 5.0DEG  
 Test System: EVERFINE GO-2000B\_V1 SYSTEM V2.00.421  
 Humidity: 65.0%  
 Test Distance: 8.110m [K=1.0851]  
 Remarks:

Planar Illuminance Curve



C Range: 0 - 360DEG  
 C Interval: 15.0DEG  
 Test Speed: HIGH  
 Temperature: 25.3DEG  
 Operators: WANG  
 Test Date: 2019-11-28

g Range: 0 - 180DEG  
 g Interval: 5.0DEG  
 Test System: EVERFINE GO-2000B\_V1 SYSTEM V2.00.421  
 Humidity: 65.0%  
 Test Distance: 8.110m [K=1.0851]  
 Remarks:

LUMINOUS DISTRIBUTION INTENSITY DATA

NAME: ASD-LDS-6D1540-XX	TYPE:	WEIGHT:
SPEC.:	DIM.:	SERIAL No.:
MFR.:	SUR.:	Shielding Angle:

Table--1

UNIT: cd/klm

C(DEG) g (DEG)	0	15	30	45	60	75	90	105	120	135	150	165	180	195	210	225	240	255	270
0	350	350	350	350	350	350	350	350	350	350	350	350	350	350	350	350	350	350	350
5	349	349	349	348	348	348	348	348	348	348	348	348	349	349	349	349	349	349	349
10	343	343	343	343	343	343	342	342	342	342	342	342	343	343	343	343	343	343	343
15	334	334	334	334	333	333	333	333	333	333	333	333	334	334	334	334	334	334	335
20	322	322	321	321	321	320	320	320	320	320	320	320	321	321	322	321	322	322	322
25	306	306	306	305	305	305	304	304	304	304	304	305	305	305	306	306	306	306	307
30	288	288	287	287	287	286	286	286	286	286	286	286	287	287	288	288	288	288	289
35	268	268	267	267	266	266	266	266	265	266	266	266	267	267	267	267	268	268	268
40	246	246	245	245	244	244	243	244	243	244	243	244	245	244	245	245	246	245	246
45	222	222	221	221	220	221	220	220	220	220	220	221	221	221	222	221	222	222	222
50	198	198	197	197	196	196	195	196	195	196	195	196	197	196	197	197	197	197	198
55	172	172	171	171	171	171	170	170	170	171	170	171	172	171	172	171	172	171	172
60	147	147	146	146	145	145	145	145	145	145	145	146	146	146	146	146	146	146	146
65	121	121	120	120	119	119	119	119	119	119	119	120	120	120	121	120	120	120	120
70	95.1	95.0	94.5	94.3	93.8	93.9	93.6	93.8	93.7	94.1	94.1	94.6	95.0	94.7	94.9	94.3	94.4	93.8	94.1
75	70.3	70.4	69.8	69.6	69.2	69.2	69.0	69.3	69.3	69.8	69.8	70.3	70.6	70.2	70.3	69.6	69.4	68.8	69.0
80	47.3	47.4	46.9	46.6	46.0	46.0	45.8	46.2	46.4	47.0	47.2	47.6	47.8	47.3	47.2	46.4	46.1	45.4	45.5
85	27.5	27.7	27.1	26.8	26.1	26.1	25.8	26.3	26.5	27.3	27.6	28.2	28.1	27.7	27.4	26.4	25.9	25.1	25.1
90	13.1	13.2	12.7	10.6	11.7	11.7	11.3	11.7	12.2	12.8	13.1	13.6	13.7	13.2	12.8	11.8	11.1	10.2	10.4
95	2.57	1.08	0.55	0.54	1.01	0.52	0.54	0.51	0.85	0.66	0.59	1.92	4.60	1.55	1.23	0.95	1.02	0.86	0.73
100	0.95	0.89	0.83	0.89	0.69	0.65	0.66	0.72	0.70	0.84	0.81	0.90	1.08	0.96	0.90	0.83	0.75	0.98	0.84
105	1.60	1.74	1.16	1.08	0.99	1.02	1.04	1.00	1.02	1.01	1.28	1.52	1.84	1.73	1.25	1.12	1.09	1.04	0.98
110	2.33	2.45	2.33	1.40	1.29	1.31	1.28	1.23	1.23	1.42	2.03	2.51	2.77	2.73	1.74	1.50	1.40	1.37	1.35
115	3.02	3.08	2.97	2.62	1.71	1.71	1.65	1.69	1.85	1.85	3.04	3.38	3.69	3.54	3.25	1.85	1.76	1.66	1.63
120	3.54	3.54	3.37	3.01	2.54	2.26	2.36	2.47	2.77	2.51	3.60	4.01	4.38	4.12	3.77	3.08	2.08	2.02	1.95
125	3.96	3.92	3.66	3.27	2.93	2.74	2.84	3.14	3.45	2.61	4.09	4.43	4.81	4.53	4.11	3.60	2.88	2.50	2.46
130	4.29	4.21	3.66	2.94	2.92	3.07	3.16	3.61	3.74	2.67	4.23	4.69	5.07	4.85	4.13	3.38	3.46	3.06	3.08
135	4.25	4.10	3.71	2.43	2.38	3.30	3.50	3.79	3.72	2.36	3.99	4.53	5.02	4.77	3.90	3.45	3.38	3.27	3.42
140	4.05	4.02	3.72	1.90	2.24	3.41	3.14	3.19	2.00	2.06	3.91	4.26	4.44	4.36	3.88	2.28	3.04	3.52	3.36
145	3.69	3.17	2.19	1.95	2.22	3.19	2.84	2.36	2.50	2.04	2.54	3.24	3.64	3.47	2.52	2.06	2.58	3.11	3.21
150	2.58	2.27	2.14	2.08	2.17	2.29	2.25	2.72	2.09	2.15	2.28	2.50	2.47	2.51	2.26	2.17	2.15	2.47	2.23
155	2.50	2.20	2.33	2.28	2.86	2.66	2.33	2.58	2.44	2.27	2.28	2.67	2.46	2.53	2.26	2.30	2.83	2.55	2.48
160	2.39	3.06	2.76	2.50	2.92	3.22	3.13	2.89	3.23	3.48	2.46	2.46	3.35	3.39	2.41	2.56	3.04	3.18	2.66
165	2.96	2.98	2.98	2.98	2.81	2.72	2.67	2.65	2.90	2.85	2.89	3.03	4.13	3.78	2.75	2.94	3.46	3.36	2.54
170	2.79	2.54	2.55	2.55	2.58	2.57	2.57	2.59	2.57	2.62	2.73	3.00	2.83	2.85	2.64	2.84	2.77	2.76	2.68
175	2.64	2.63	2.64	2.65	2.65	2.65	2.65	2.64	2.65	2.67	2.67	2.66	2.67	2.68	2.67	2.68	2.66	2.65	2.65
180	2.69	2.69	2.70	2.72	2.70	2.69	2.69	2.69	2.71	2.71	2.70	2.69	2.69	2.70	2.70	2.71	2.70	2.69	2.70

C Range: 0 - 360DEG  
 C Interval: 15.0DEG  
 Test Speed: HIGH  
 Temperature:25.3DEG  
 Operators:WANG  
 Test Date:2019-11-28

g Range: 0 - 180DEG  
 g Interval: 5.0DEG  
 Test System:EVERFINE GO-2000B\_V1 SYSTEM V2.00.421  
 Humidity:65.0%  
 Test Distance:8.110m [K=1.0851]  
 Remarks:

LUMINOUS DISTRIBUTION INTENSITY DATA

NAME: ASD-LDS-6D1540-XX	TYPE:	WEIGHT:
SPEC.:	DIM.:	SERIAL No.:
MFR.:	SUR.:	Shielding Angle:

Table--2

UNIT: cd/klm

C(DEG) g (DEG)	285	300	315	330	345														
0	350	350	350	350	350														
5	349	349	349	349	349														
10	343	344	344	343	343														
15	334	335	335	335	334														
20	322	323	322	322	322														
25	306	307	307	307	307														
30	288	289	289	289	288														
35	268	269	268	269	268														
40	246	246	246	247	246														
45	222	223	222	223	222														
50	197	198	198	198	198														
55	172	172	172	173	172														
60	146	147	146	147	147														
65	120	120	120	121	121														
70	93.8	94.5	94.5	95.3	95.1														
75	68.7	69.4	69.5	70.3	70.3														
80	45.3	46.0	46.2	47.0	47.1														
85	24.9	25.6	26.0	26.9	27.2														
90	10.4	10.6	11.2	12.1	12.6														
95	0.88	0.91	0.84	0.59	0.62														
100	0.96	0.73	0.78	0.85	0.94														
105	1.04	1.08	1.16	1.20	1.36														
110	1.35	1.38	1.41	1.56	2.05														
115	1.63	1.60	1.72	2.26	2.91														
120	1.89	1.98	1.98	2.90	3.44														
125	2.58	2.63	2.20	3.41	3.85														
130	3.30	3.26	2.23	3.59	4.13														
135	3.59	3.41	2.20	3.57	3.85														
140	3.75	3.31	2.06	3.69	3.74														
145	3.37	3.20	2.01	2.15	3.09														
150	2.32	2.14	2.20	2.15	2.42														
155	2.78	2.67	2.31	2.25	2.41														
160	2.73	3.01	2.96	2.60	2.55														
165	2.53	2.82	2.87	3.82	3.13														
170	2.58	2.58	2.62	2.73	2.84														
175	2.65	2.67	2.66	2.66	2.64														
180	2.70	2.70	2.71	2.70	2.69														

C Range: 0 - 360DEG  
 C Interval: 15.0DEG  
 Test Speed: HIGH  
 Temperature:25.3DEG  
 Operators:WANG  
 Test Date:2019-11-28

g Range: 0 - 180DEG  
 g Interval: 5.0DEG  
 Test System:EVERFINE GO-2000B\_V1 SYSTEM V2.00.421  
 Humidity:65.0%  
 Test Distance:8.110m [K=1.0851]  
 Remarks: