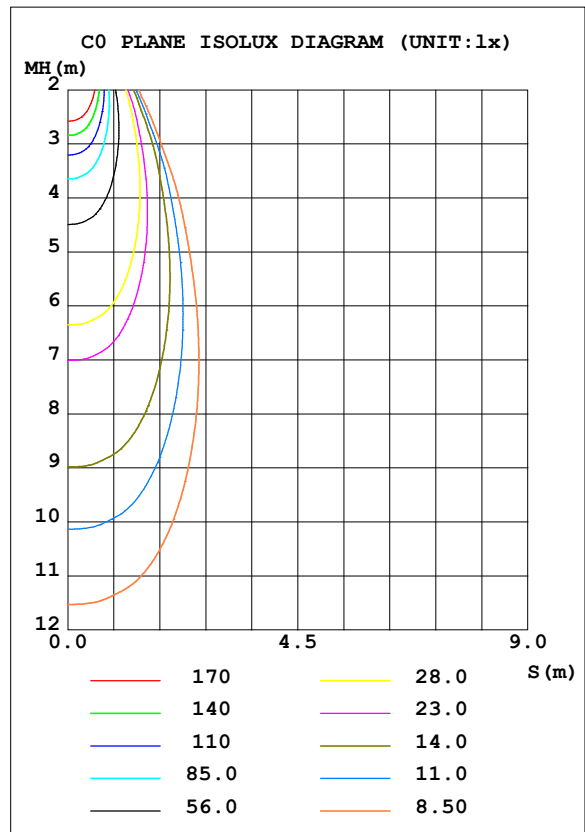
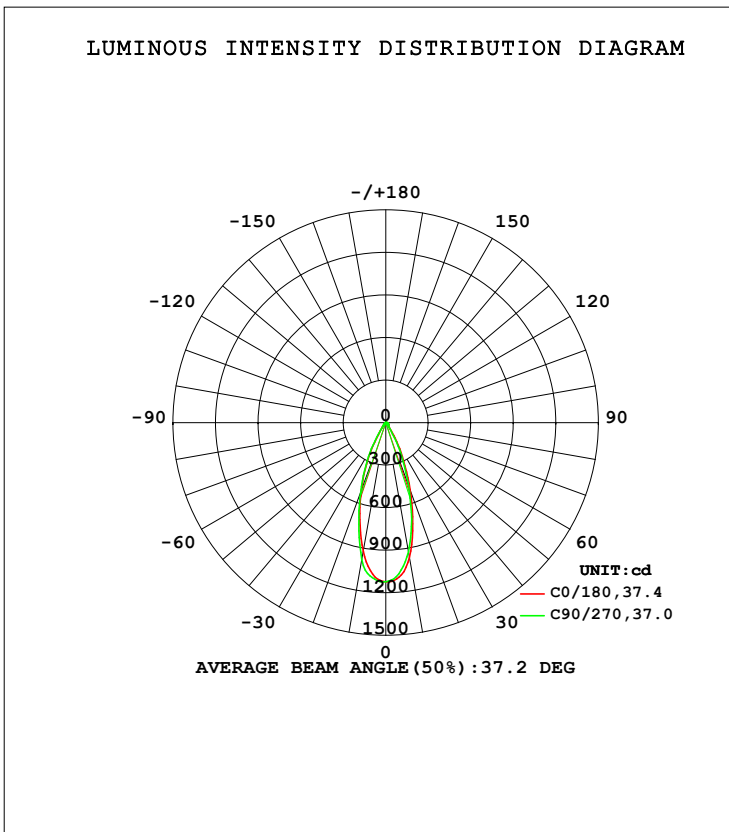


LUMINAIRE PHOTOMETRIC TEST REPORT

Test:U:119.99V I:0.0970A P:8.0005W PF:0.9376 Freq:59.98Hz Lamp Flux:600x1 lm		
NAME: ASD-CD-PR-2D8AC-WH	TYPE:	WEIGHT:
SPEC.:2700K 90	DIM.:	SERIAL No.:
MFR.: ASD Lighting Corp	SUR.:	Shielding Angle:

DATA OF LAMP		PHOTOMETRIC DATA Eff: 65.85 lm/W			
MODEL		I _{max} (cd)	1125	S/MH (C0/180)	0.60
NOMINAL POWER (W)	8	LOR (%)	100.0	S/MH (C90/270)	0.62
RATED VOLTAGE (V)	120	TOTAL FLUX (lm)	600	<input type="checkbox"/> UP, DN (C0-180)	0.0, 47.7
NOMINAL FLUX (lm)	600	CIE CLASS	DIRECT	<input type="checkbox"/> UP, DN (C180-360)	0.0, 52.3
LAMPS INSIDE	1	<input type="checkbox"/> up (%)	0.0	CIBSE SHR NOM	0.50
TEST VOLTAGE (V)	120	<input type="checkbox"/> down (%)	100.0	CIBSE SHR MAX	0.65



C Range: 0 - 360DEG
 C Interval: 22.5DEG
 Test Speed: HIGH
 Temperature: 25.3DEG
 Operators:
 Test Date: 2021-11-26

Range: 0 - 90DEG
 Interval: 1.0DEG
 Test System: EVERFINE GO-SPEX500_V1 SYSTEM V2.00.421
 Humidity: 65.0%
 Test Distance: 3.080m [K=1.0000]
 Remarks:

ZONAL FLUX DIAGRAM

ZONAL FLUX DIAGRAM:

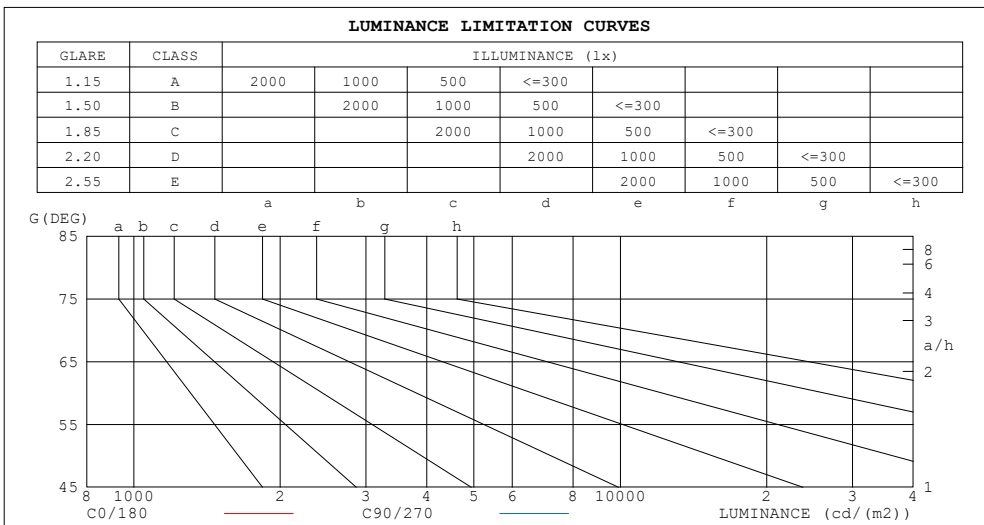
mm	C0	C45	C90	C135	C180	C225	C270	C315	mm	□ zone	□ total	%lum, lamp
10	962.5	924.6	923.9	929.3	921.0	938.3	980.9	976.2	0- 10	99.04	99.04	18.8,18.8
20	505.2	487.4	469.1	423.7	502.5	520.8	520.8	576.8	10- 20	197.7	296.7	56.3,56.3
30	156.2	142.1	123.6	118.8	156.9	178.9	179.8	230.7	20- 30	143.9	440.6	83.6,83.6
40	30.96	29.73	26.96	27.14	30.51	32.49	31.72	36.65	30- 40	43.25	483.9	91.8,91.8
50	18.11	17.59	17.59	17.61	17.92	18.14	18.40	18.44	40- 50	17.56	501.4	95.2,95.2
60	10.73	10.57	10.58	10.53	10.58	10.64	10.84	10.90	50- 60	12.46	513.9	97.5,97.5
70	5.928	5.894	5.991	5.961	5.825	5.719	5.773	5.881	60- 70	8.132	522.0	99.1,99.1
80	2.342	2.044	1.598	2.033	2.267	2.041	1.825	2.103	70- 80	4.114	526.1	99.9,99.9
90	0.0162	0.0123	0.0157	0.0117	0.0215	0.0190	0.0214	0.0194	80- 90	0.6817	526.8	100,100
100									90-100			
110									100-110			
120									110-120			
130									120-130			
140									130-140			
150									140-150			
160									150-160			
170									160-170			
180									170-180			
DEG	LUMINOUS INTENSITY:cd									UNIT:lm		

C Range: 0 - 360DEG
 C Interval: 22.5DEG
 Test Speed: HIGH
 Temperature:25.3DEG
 Operators:
 Test Date:2021-11-26

□ Range: 0 - 90DEG
 □ Interval: 1.0DEG
 Test System:EVERFINE GO-SPEX500_V1 SYSTEM V2.00.421
 Humidity:65.0%
 Test Distance:3.080m [K=1.0000]
 Remarks:

LUMINANCE LIMITATION CURVES

Test:U:119.99V I:0.0970A P:8.0005W PF:0.9376 Freq:59.98Hz Lamp Flux:600x1 lm		
NAME: ASD-CD-PR-2D8AC-WH	TYPE:	WEIGHT:
SPEC.:2700K 90	DIM.:	SERIAL No.:
MFR.: ASD Lighting Corp	SUR.:	Shielding Angle:



LUMINANCE cd/(m2)		
G (DEG)	C0/180	C90/270
85	52	2
80	122	83
75	139	134
70	157	157
65	177	175
60	194	190
55	218	209
50	255	246
45	280	269

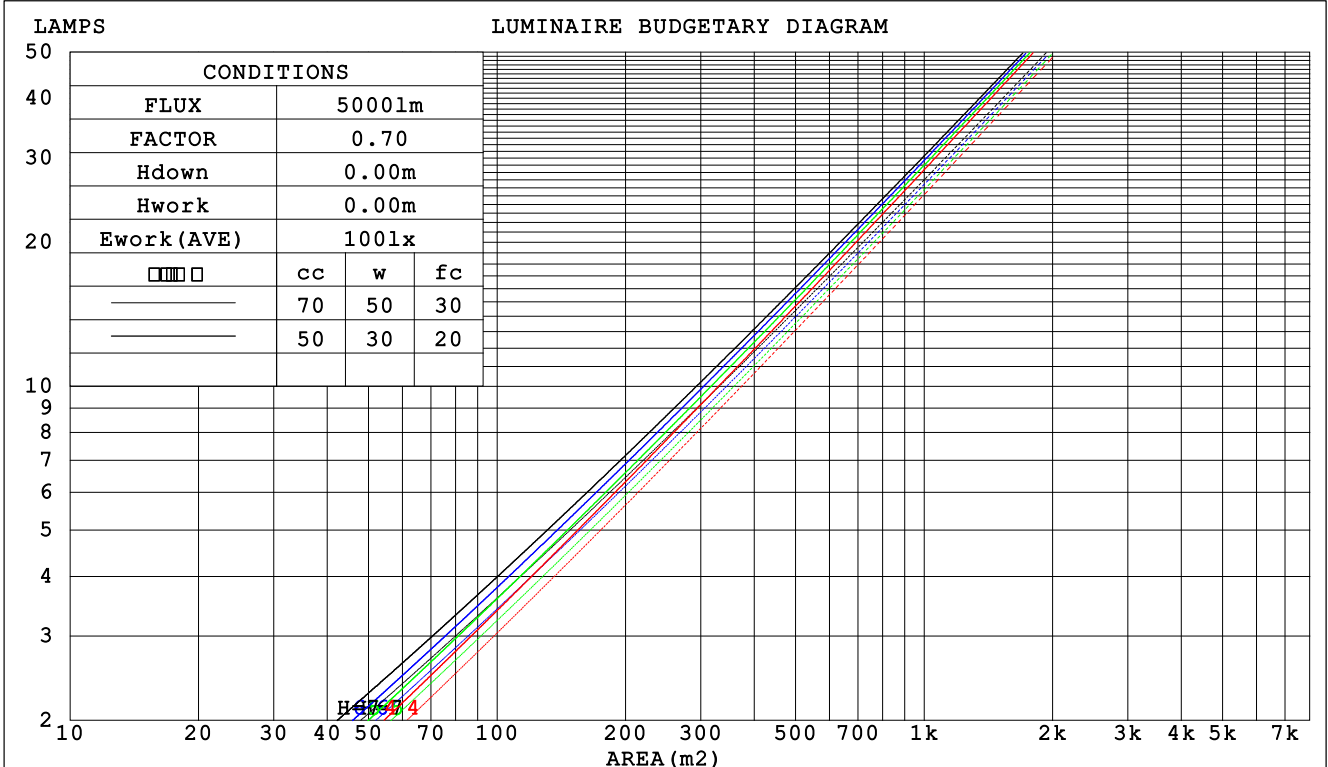
C Range: 0 - 360DEG
 C Interval: 22.5DEG
 Test Speed: HIGH
 Temperature:25.3DEG
 Operators:
 Test Date:2021-11-26

Range: 0 - 90DEG
 Interval: 1.0DEG
 Test System:EVERFINE GO-SPEX500_V1 SYSTEM V2.00.421
 Humidity:65.0%
 Test Distance:3.080m [K=1.0000]
 Remarks:

CU AND LUMINAIRE BUDGETARY ESTIMATE DIAGRAM

Test:U:119.99V I:0.0970A P:8.0005W PF:0.9376 Freq:59.98Hz Lamp Flux:600x1 lm		
NAME: ASD-CD-PR-2D8AC-WH	TYPE:	WEIGHT:
SPEC.:2700K 90	DIM.:	SERIAL No.:
MFR.: ASD Lighting Corp	SUR.:	Shielding Angle:

□cc	80%			70%			50%			30%			10%			0
□w	50%	30%	10%	50%	30%	10%	50%	30%	10%	50%	30%	10%	50%	30%	10%	0
□fc	20%			20%			20%			20%			20%			0
RCR	RCR:Room Cavity Ratio						Coefficients of Utilization(CU)									
0.0	1.19	1.19	1.19	1.16	1.16	1.16	1.11	1.11	1.11	1.06	1.06	1.06	1.02	1.02	1.02	1.00
1.0	1.11	1.09	1.07	1.09	1.07	1.05	1.05	1.03	1.02	1.01	.00	.99	.98	.97	.96	.94
2.0	1.04	1.00	.97	1.02	.99	.96	.99	.96	.94	.96	.94	.92	.94	.92	.90	.89
3.0	.98	.93	.90	.97	.92	.89	.94	.91	.88	.92	.89	.86	.89	.87	.85	.83
4.0	.93	.88	.84	.91	.87	.83	.89	.85	.82	.87	.84	.81	.86	.83	.80	.79
5.0	.88	.82	.79	.87	.82	.78	.85	.81	.78	.83	.80	.77	.82	.79	.76	.75
6.0	.83	.78	.74	.83	.78	.74	.81	.77	.73	.80	.76	.73	.79	.75	.72	.71
7.0	.79	.74	.70	.79	.74	.70	.78	.73	.70	.76	.72	.69	.75	.72	.69	.68
8.0	.76	.71	.67	.75	.70	.67	.74	.70	.66	.73	.69	.66	.72	.69	.66	.65
9.0	.73	.67	.64	.72	.67	.64	.71	.67	.64	.70	.66	.63	.70	.66	.63	.62
10.0	.70	.64	.61	.69	.64	.61	.68	.64	.61	.68	.64	.61	.67	.63	.61	.59



C Range: 0 - 360DEG
 C Interval: 22.5DEG
 Test Speed: HIGH
 Temperature:25.3DEG
 Operators:
 Test Date:2021-11-26

□ Range: 0 - 90DEG
 □ Interval: 1.0DEG
 Test System:EVERFINE GO-SPEX500_V1 SYSTEM V2.00.421
 Humidity:65.0%
 Test Distance:3.080m [K=1.0000]
 Remarks:

WEC AND CCEC

Test:U:119.99V I:0.0970A P:8.0005W PF:0.9376 Freq:59.98Hz Lamp Flux:600x1 lm		
NAME: ASD-CD-PR-2D8AC-WH	TYPE:	WEIGHT:
SPEC.:2700K 90	DIM.:	SERIAL No.:
MFR.: ASD Lighting Corp	SUR.:	Shielding Angle:

<input type="checkbox"/> cc	80%	70%	50%	30%	10%	0
<input type="checkbox"/> w	50% 30% 10%	50% 30% 10%	50% 30% 10%	50% 30% 10%	50% 30% 10%	0
<input type="checkbox"/> fc	20%	20%	20%	20%	20%	0
RCR	RCR:Room Cavity Ratio		Wall Exitance Coefficients (WEC)			
0.0						
1.0	.170 .097 .031	.163 .093 .030	.151 .086 .028	.139 .080 .026	.128 .074 .024	
2.0	.160 .088 .027	.155 .085 .026	.144 .080 .025	.134 .075 .024	.125 .071 .022	
3.0	.151 .080 .024	.146 .078 .024	.137 .074 .023	.129 .071 .022	.121 .067 .021	
4.0	.142 .074 .022	.138 .072 .021	.130 .069 .021	.123 .066 .020	.117 .063 .019	
5.0	.134 .068 .020	.131 .067 .020	.124 .065 .019	.118 .062 .018	.112 .060 .018	
6.0	.127 .064 .018	.124 .063 .018	.118 .061 .018	.113 .059 .017	.108 .057 .017	
7.0	.121 .060 .017	.118 .059 .017	.113 .057 .016	.108 .056 .016	.104 .054 .016	
8.0	.115 .056 .016	.113 .056 .016	.108 .054 .015	.104 .053 .015	.100 .051 .015	
9.0	.110 .053 .015	.108 .053 .015	.104 .051 .015	.100 .050 .014	.097 .049 .014	
10.0	.105 .050 .014	.103 .050 .014	.100 .049 .014	.096 .048 .014	.093 .047 .013	

<input type="checkbox"/> cc	80%	70%	50%	30%	10%	0
<input type="checkbox"/> w	50% 30% 10%	50% 30% 10%	50% 30% 10%	50% 30% 10%	50% 30% 10%	0
<input type="checkbox"/> fc	20%	20%	20%	20%	20%	0
RCR	RCR:Room Cavity Ratio		Ceiling Cavity Exitance Coefficients (CCEC)			
0.0	.190 .190 .190	.163 .163 .163	.111 .111 .111	.064 .064 .064	.020 .020 .020	
1.0	.171 .157 .145	.146 .135 .125	.100 .093 .087	.057 .054 .050	.018 .017 .016	
2.0	.155 .133 .114	.132 .114 .098	.091 .079 .069	.052 .046 .040	.017 .015 .013	
3.0	.141 .113 .091	.121 .098 .079	.083 .068 .055	.048 .040 .033	.015 .013 .011	
4.0	.130 .099 .074	.112 .085 .065	.077 .059 .045	.045 .035 .027	.014 .011 .009	
5.0	.121 .087 .061	.104 .075 .053	.072 .052 .038	.041 .031 .022	.013 .010 .007	
6.0	.113 .077 .052	.097 .067 .045	.067 .047 .032	.039 .028 .019	.013 .009 .006	
7.0	.106 .069 .044	.091 .060 .038	.063 .042 .027	.037 .025 .016	.012 .008 .005	
8.0	.100 .063 .038	.086 .055 .033	.059 .038 .023	.035 .023 .014	.011 .007 .005	
9.0	.094 .058 .033	.081 .050 .029	.056 .035 .020	.033 .021 .012	.011 .007 .004	
10.0	.090 .053 .029	.077 .046 .025	.054 .032 .018	.031 .019 .011	.010 .006 .004	

C Range: 0 - 360DEG
 C Interval: 22.5DEG
 Test Speed: HIGH
 Temperature:25.3DEG
 Operators:
 Test Date:2021-11-26

Range: 0 - 90DEG
 Interval: 1.0DEG
 Test System:EVERFINE GO-SPEX500_V1 SYSTEM V2.00.421
 Humidity:65.0%
 Test Distance:3.080m [K=1.0000]
 Remarks:

UGR(Unified Glare Rating) Table

Test:U:119.99V I:0.0970A P:8.0005W PF:0.9376 Freq:59.98Hz Lamp Flux:600x1 lm										
NAME: ASD-CD-PR-2D8AC-WH					TYPE:			WEIGHT:		
SPEC.:2700K 90					DIM.:			SERIAL No.:		
MFR.: ASD Lighting Corp					SUR.:			Shielding Angle:		
ceiling/cavity	0.7	0.7	0.5	0.5	0.3	0.7	0.7	0.5	0.5	0.3
walls	0.5	0.3	0.5	0.3	0.3	0.5	0.3	0.5	0.3	0.3
working plane	0.2	0.2	0.2	0.2	0.2	0.2	0.2	0.2	0.2	0.2
Room dimensions	Viewed crosswise					Viewed endwise				
x = 2H y = 2H	4.7	5.5	4.9	5.7	5.8	4.1	4.9	4.3	5.1	5.2
3H	5.4	6.2	5.7	6.4	6.6	5.0	5.7	5.2	5.9	6.1
4H	5.7	6.4	6.0	6.7	6.9	5.3	6.0	5.6	6.3	6.5
6H	5.9	6.6	6.2	6.9	7.1	5.4	6.1	5.7	6.4	6.6
8H	5.9	6.6	6.2	6.9	7.1	5.4	6.1	5.7	6.4	6.6
12H	5.9	6.6	6.2	6.8	7.1	5.4	6.0	5.7	6.3	6.6
4H 2H	4.9	5.7	5.2	5.9	6.1	4.4	5.2	4.7	5.4	5.6
3H	5.8	6.5	6.2	6.8	7.0	5.5	6.1	5.8	6.4	6.7
4H	6.3	6.8	6.6	7.1	7.5	5.9	6.5	6.3	6.8	7.1
6H	6.6	7.1	6.9	7.4	7.8	6.1	6.7	6.5	7.0	7.3
8H	6.6	7.1	7.0	7.5	7.8	6.1	6.6	6.5	7.0	7.3
12H	6.6	7.1	7.0	7.4	7.8	6.1	6.5	6.5	6.9	7.3
8H 4H	6.4	6.8	6.8	7.2	7.6	6.1	6.5	6.4	6.9	7.3
6H	6.8	7.2	7.2	7.6	8.0	6.3	6.7	6.8	7.1	7.5
8H	6.9	7.2	7.3	7.6	8.1	6.3	6.7	6.8	7.1	7.6
12H	6.9	7.2	7.4	7.6	8.1	6.3	6.6	6.8	7.0	7.5
12H 4H	6.3	6.8	6.7	7.1	7.5	6.0	6.5	6.4	6.9	7.2
6H	6.8	7.1	7.2	7.5	8.0	6.3	6.7	6.8	7.1	7.5
8H	6.9	7.2	7.3	7.6	8.1	6.3	6.6	6.8	7.1	7.6
Variations with the observer position at spacings:										
S = 1.0H	+ 0.5 / - 0.6					+ 0.4 / - 0.5				
1.5H	+ 0.7 / - 0.3					+ 0.3 / - 0.3				
2.0H	+ 0.5 / - 0.5					+ 0.6 / - 0.6				

CIE Pub.117, 526.8 lm Total Lamp Luminous Flux Correct (8log(F/F0) = -2.2)
 Area: 0.111111 m2

C Range: 0 - 360DEG
 C Interval: 22.5DEG
 Test Speed: HIGH
 Temperature:25.3DEG
 Operators:
 Test Date:2021-11-26

Range: 0 - 90DEG
 Interval: 1.0DEG
 Test System:EVERFINE GO-SPEX500_V1 SYSTEM V2.00.421
 Humidity:65.0%
 Test Distance:3.080m [K=1.0000]
 Remarks:

UTILIZATION FACTORS TABLE

Test:U:119.99V I:0.0970A P:8.0005W PF:0.9376 Freq:59.98Hz Lamp Flux:600x1 lm		
NAME: ASD-CD-PR-2D8AC-WH	TYPE:	WEIGHT:
SPEC.:2700K 90	DIM.:	SERIAL No.:
MFR.: ASD Lighting Corp	SUR.:	Shielding Angle:

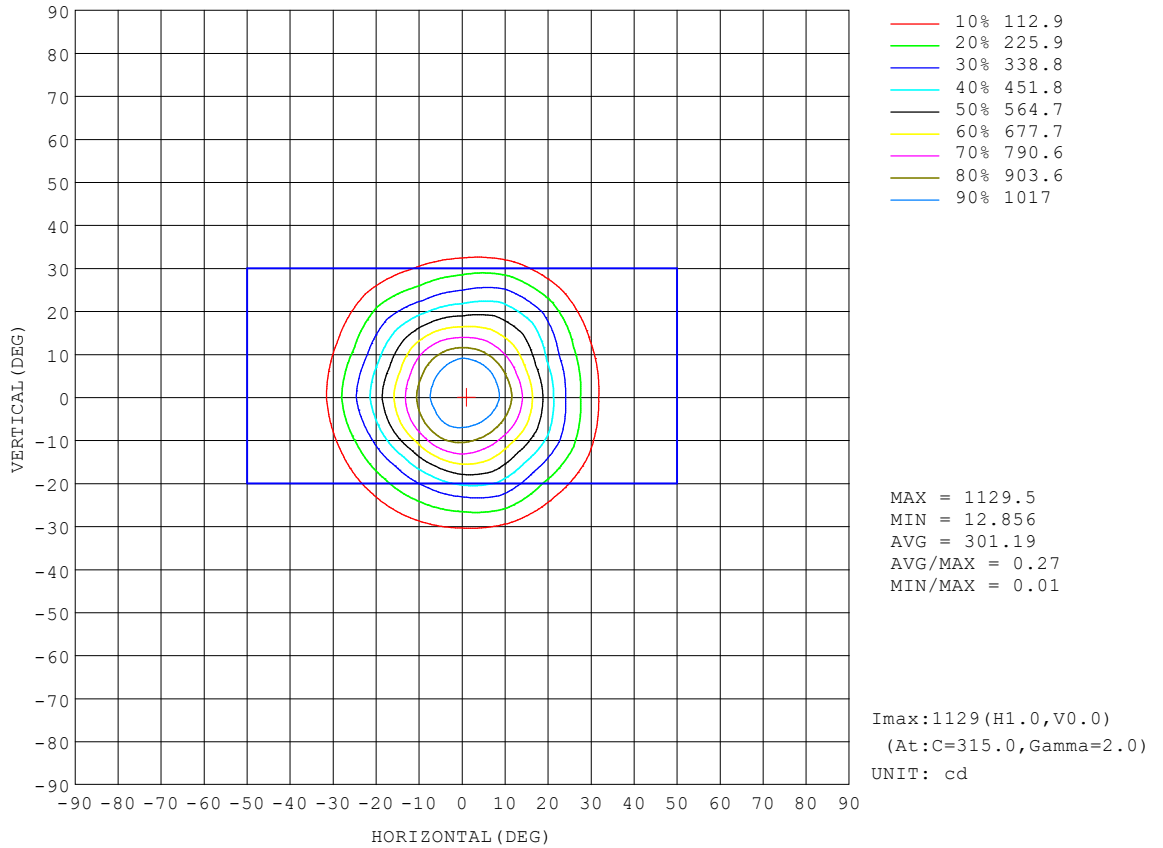
REFLECTANCE										
Ceiling	0.8	0.8	0.8	0.7	0.7	0.7	0.5	0.5	0.5	0
Walls	0.7	0.5	0.3	0.7	0.5	0.3	0.7	0.5	0.3	0
Working plane	0.2	0.2	0.2	0.2	0.2	0.2	0.2	0.2	0.2	0
ROOM INDEX	UTILIZATION FACTORS (PERCENT) $k(RI) \times RCR = 5$									
k = 0.60	87	80	76	86	80	76	85	79	76	72
0.80	94	88	84	93	88	84	92	87	84	80
1.00	98	93	89	98	92	89	96	92	88	84
1.25	102	97	93	101	96	93	99	95	92	88
1.50	105	100	97	104	99	96	102	98	95	91
2.00	108	104	100	107	103	100	104	101	98	93
2.50	110	106	103	108	105	102	105	102	100	94
3.00	111	108	105	110	106	104	106	104	102	95
4.00	114	111	108	111	109	107	108	106	104	97
5.00	115	112	111	113	111	109	109	107	106	98
ROOM INDEX	UF(total)									Direct
According to DIN EN 13032-2 2004			Suspended				SHRNOM = 1.25			

C Range: 0 - 360DEG
 C Interval: 22.5DEG
 Test Speed: HIGH
 Temperature:25.3DEG
 Operators:
 Test Date:2021-11-26

Range: 0 - 90DEG
 Interval: 1.0DEG
 Test System:EVERFINE GO-SPEX500_V1 SYSTEM V2.00.421
 Humidity:65.0%
 Test Distance:3.080m [K=1.0000]
 Remarks:

ISOCANDELA DIAGRAM

Test:U:119.99V I:0.0970A P:8.0005W PF:0.9376 Freq:59.98Hz Lamp Flux:600x1 lm		
NAME: ASD-CD-PR-2D8AC-WH	TYPE:	WEIGHT:
SPEC.:2700K 90	DIM.:	SERIAL No.:
MFR.: ASD Lighting Corp	SUR.:	Shielding Angle:

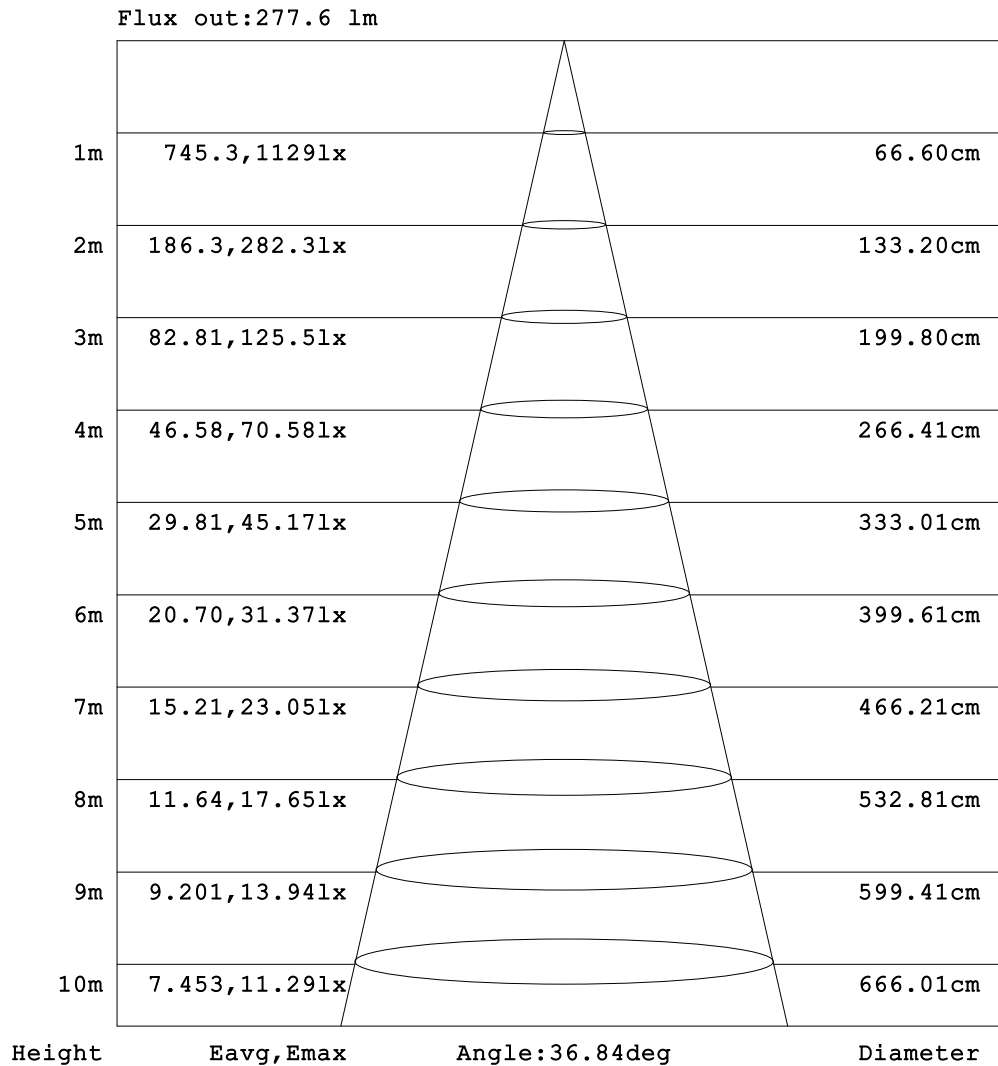


C Range: 0 - 360DEG
 C Interval: 22.5DEG
 Test Speed: HIGH
 Temperature:25.3DEG
 Operators:
 Test Date:2021-11-26

Range: 0 - 90DEG
 Interval: 1.0DEG
 Test System:EVERFINE GO-SPEX500_V1 SYSTEM V2.00.421
 Humidity:65.0%
 Test Distance:3.080m [K=1.0000]
 Remarks:

AAI Figure

Test:U:119.99V I:0.0970A P:8.0005W PF:0.9376 Freq:59.98Hz Lamp Flux:600x1 lm		
NAME: ASD-CD-PR-2D8AC-WH	TYPE:	WEIGHT:
SPEC.:2700K 90	DIM.:	SERIAL No.:
MFR.: ASD Lighting Corp	SUR.:	Shielding Angle:



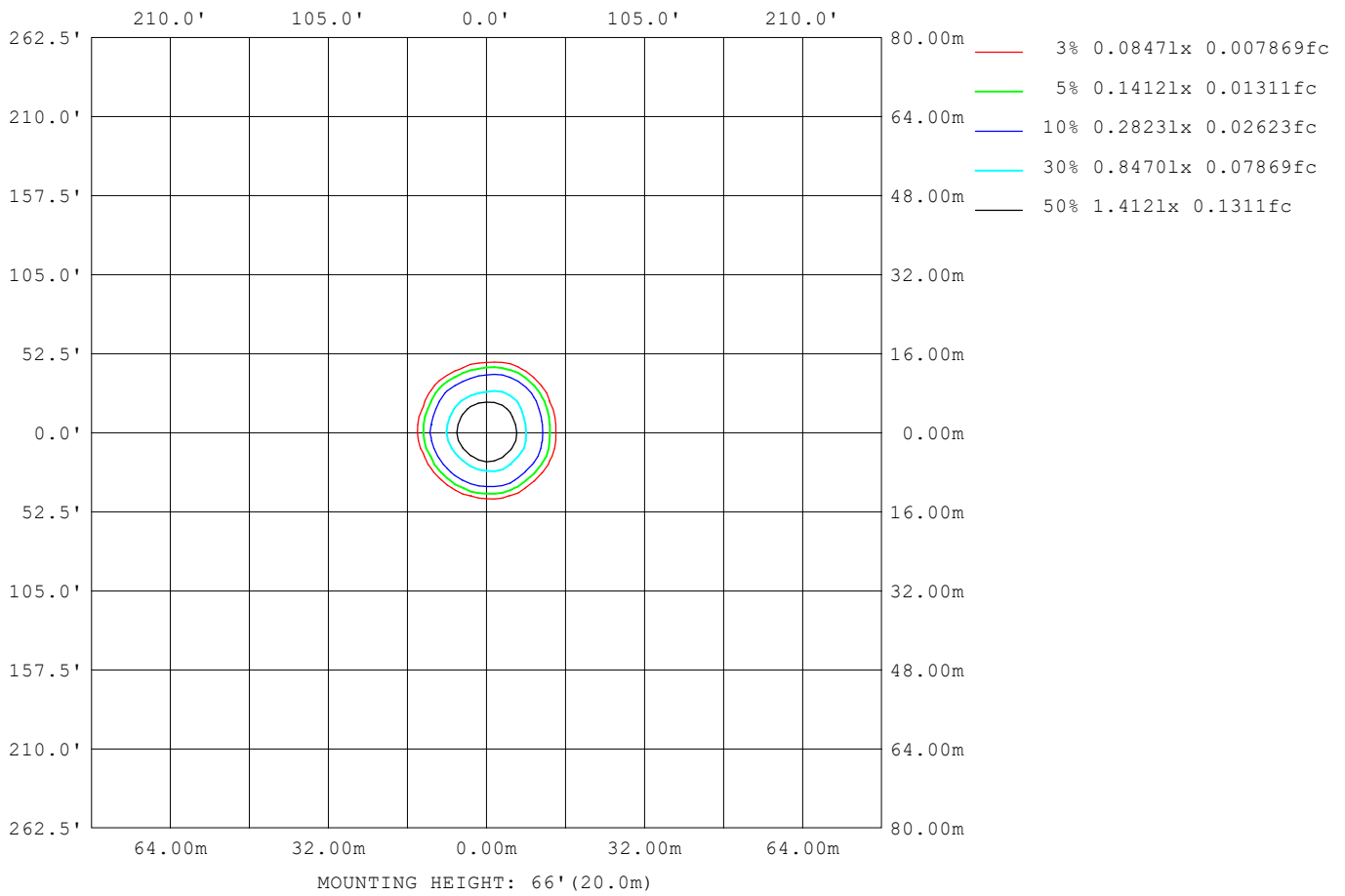
Note:The Curves indicate the illuminated area and the average illumination when the luminaire is at different distance.

C Range: 0 - 360DEG
 C Interval: 22.5DEG
 Test Speed: HIGH
 Temperature:25.3DEG
 Operators:
 Test Date:2021-11-26

Range: 0 - 90DEG
 Interval: 1.0DEG
 Test System:EVERFINE GO-SPEX500_V1 SYSTEM V2.00.421
 Humidity:65.0%
 Test Distance:3.080m [K=1.0000]
 Remarks:

ISOLUX DIAGRAM

Test:U:119.99V I:0.0970A P:8.0005W PF:0.9376 Freq:59.98Hz Lamp Flux:600x1 lm		
NAME: ASD-CD-PR-2D8AC-WH	TYPE:	WEIGHT:
SPEC.:2700K 90	DIM.:	SERIAL No.:
MFR.: ASD Lighting Corp	SUR.:	Shielding Angle:



C Range: 0 - 360DEG
 C Interval: 22.5DEG
 Test Speed: HIGH
 Temperature:25.3DEG
 Operators:
 Test Date:2021-11-26

Range: 0 - 90DEG
 Interval: 1.0DEG
 Test System:EVERFINE GO-SPEX500_V1 SYSTEM V2.00.421
 Humidity:65.0%
 Test Distance:3.080m [K=1.0000]
 Remarks:

LED Avg.L Report

Test:U:119.99V I:0.0970A P:8.0005W PF:0.9376 Freq:59.98Hz Lamp Flux:600x1 lm		
NAME: ASD-CD-PR-2D8AC-WH	TYPE:	WEIGHT:
SPEC.:2700K 90	DIM.:	SERIAL No.:
MFR.: ASD Lighting Corp	SUR.:	Shielding Angle:

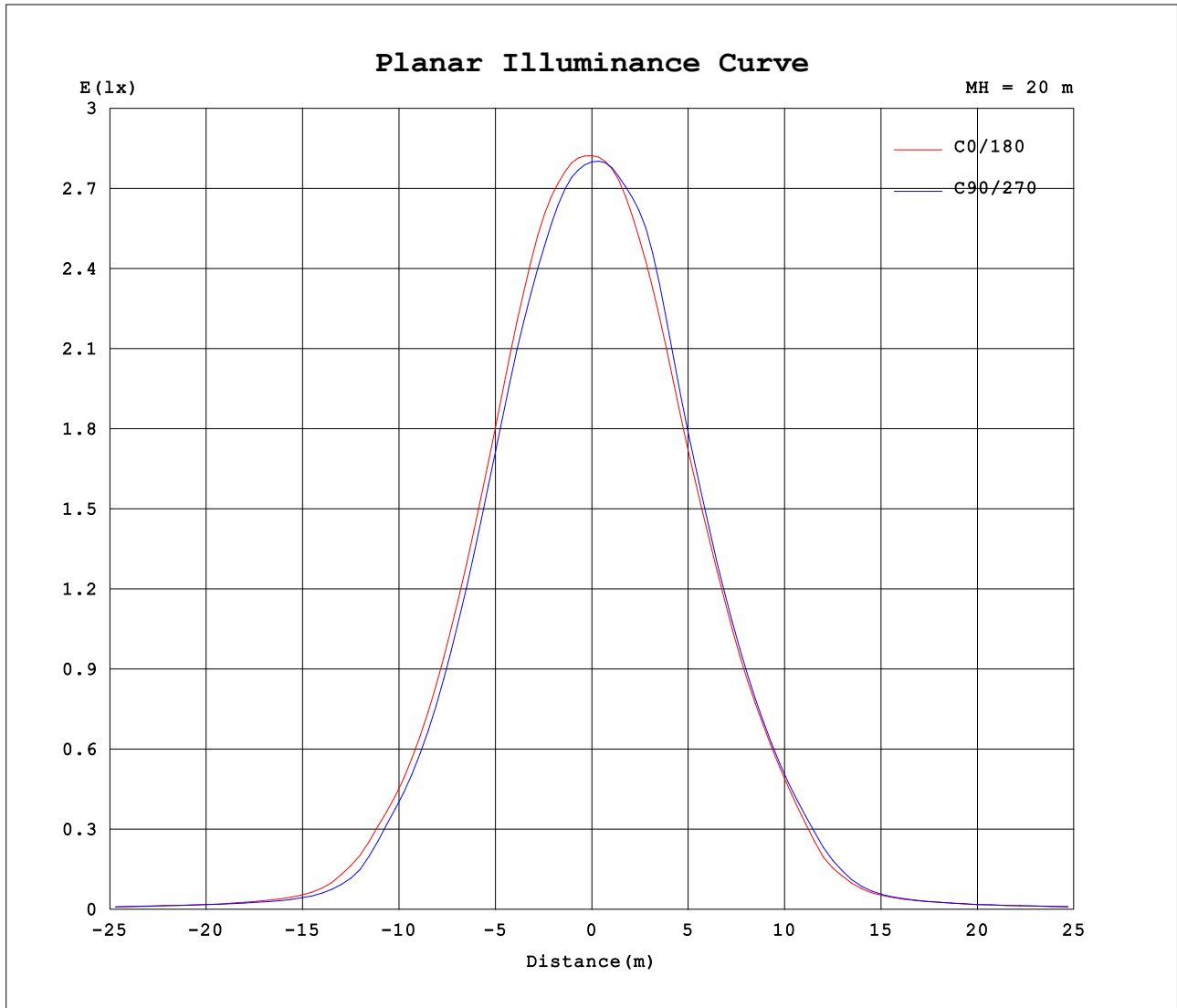
AvgL	cd/m2
L_0~180 (65) av	175
L_0~180 (75) av	137
L_0~180 (85) av	55
L_90~270 (65) av	175
L_90~270 (75) av	133
L_90~270 (85) av	11
L_45 (65) av	174
L_45 (75) av	136
L_45 (85) av	32

Standard: GB/T 29293-2012

C Range: 0 - 360DEG
 C Interval: 22.5DEG
 Test Speed: HIGH
 Temperature:25.3DEG
 Operators:
 Test Date:2021-11-26

Range: 0 - 90DEG
 Interval: 1.0DEG
 Test System:EVERFINE GO-SPEX500_V1 SYSTEM V2.00.421
 Humidity:65.0%
 Test Distance:3.080m [K=1.0000]
 Remarks:

Planar Illuminance Curve



C Range: 0 - 360DEG
 C Interval: 22.5DEG
 Test Speed: HIGH
 Temperature: 25.3DEG
 Operators:
 Test Date: 2021-11-26

Range: 0 - 90DEG
 Interval: 1.0DEG
 Test System: EVERFINE GO-SPEX500_V1 SYSTEM V2.00.421
 Humidity: 65.0%
 Test Distance: 3.080m [K=1.0000]
 Remarks:

LUMINOUS DISTRIBUTION INTENSITY DATA

Test:U:119.99V I:0.0970A P:8.0005W PF:0.9376 Freq:59.98Hz Lamp Flux:600x1 lm		
NAME: ASD-CD-PR-2D8AC-WH	TYPE:	WEIGHT:
SPEC.:2700K 90	DIM.:	SERIAL No.:
MFR.: ASD Lighting Corp	SUR.:	Shielding Angle:

Table--1

UNIT: cd

C (DEG) □ (DEG)	0	22.5	45	67.5	90	112.5	135	157.5	180	202.5	225	247.5	270	292.5	315	337.5			
0	1121	1121	1121	1121	1121	1121	1121	1121	1121	1121	1121	1121	1121	1121	1121	1121			
5	1092	1082	1074	1073	1069	1070	1069	1072	1073	1077	1085	1093	1097	1096	1097	1098			
10	963	942	925	917	924	934	929	926	921	920	938	961	981	979	976	972			
15	739	731	700	709	707	682	670	702	708	701	737	744	741	762	755	736			
20	505	518	487	507	469	433	424	467	502	491	521	512	521	578	577	509			
25	302	328	296	317	273	255	251	273	324	302	338	310	334	408	407	324			
30	156	168	142	144	124	121	119	130	157	150	179	158	180	230	231	178			
35	58.0	61.5	54.3	52.1	45.3	44.9	44.1	47.3	56.4	56.4	64.9	57.3	63.6	84.3	83.4	66.0			
40	31.0	31.5	29.7	28.4	27.0	27.3	27.1	28.3	30.5	30.9	32.5	30.4	31.7	36.5	36.6	32.5			
45	21.9	21.9	21.6	21.5	21.2	21.3	21.2	21.5	22.0	22.1	22.2	22.1	22.2	22.0	22.0	21.9			
50	18.1	17.9	17.6	17.7	17.6	17.7	17.6	17.8	17.9	17.9	18.1	18.2	18.4	18.3	18.4	18.2			
55	13.8	13.7	13.4	13.5	13.3	13.4	13.4	13.5	13.6	13.6	13.8	13.9	14.2	14.1	14.2	13.9			
60	10.7	10.7	10.6	10.6	10.6	10.6	10.5	10.6	10.6	10.5	10.6	10.7	10.8	10.8	10.9	10.7			
65	8.28	8.24	8.17	8.23	8.24	8.27	8.20	8.17	8.11	8.03	8.07	8.09	8.20	8.24	8.31	8.27			
70	5.93	5.92	5.89	5.96	5.99	6.03	5.96	5.91	5.83	5.72	5.72	5.70	5.77	5.81	5.88	5.89			
75	3.96	3.97	3.97	3.90	3.85	3.93	4.02	3.97	3.89	3.79	3.77	3.75	3.79	3.81	3.88	3.91			
80	2.34	2.36	2.04	1.75	1.60	1.73	2.03	2.33	2.27	2.19	2.04	1.86	1.83	1.87	2.10	2.29			
85	0.50	0.79	0.27	0.02	0.02	0.02	0.24	0.73	0.56	0.68	0.38	0.21	0.18	0.19	0.34	0.70			
90	0.02	0.01	0.01	0.01	0.02	0.01	0.01	0.01	0.02	0.02	0.02	0.02	0.02	0.02	0.02	0.02			

C Range: 0 - 360DEG
 C Interval: 22.5DEG
 Test Speed: HIGH
 Temperature:25.3DEG
 Operators:
 Test Date:2021-11-26

□ Range: 0 - 90DEG
 □ Interval: 1.0DEG
 Test System:EVERFINE GO-SPEX500_V1 SYSTEM V2.00.421
 Humidity:65.0%
 Test Distance:3.080m [K=1.0000]
 Remarks: