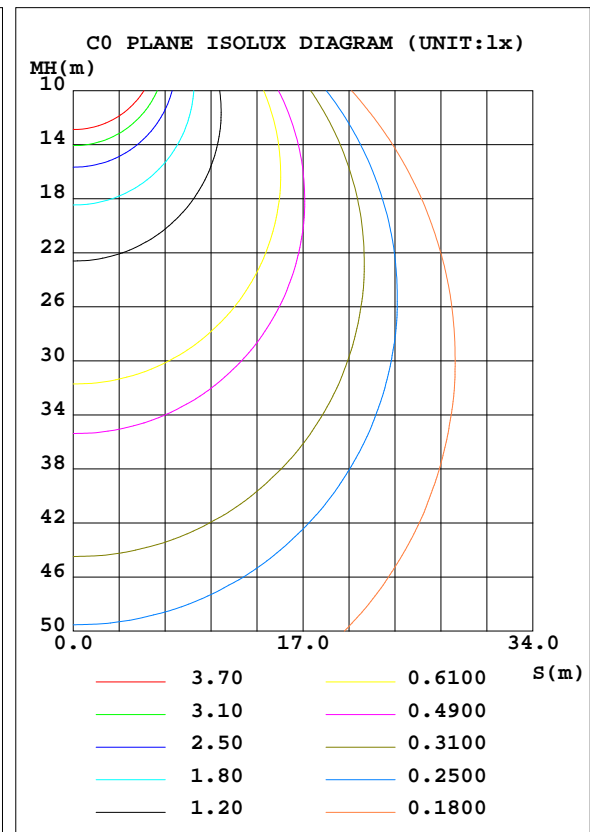
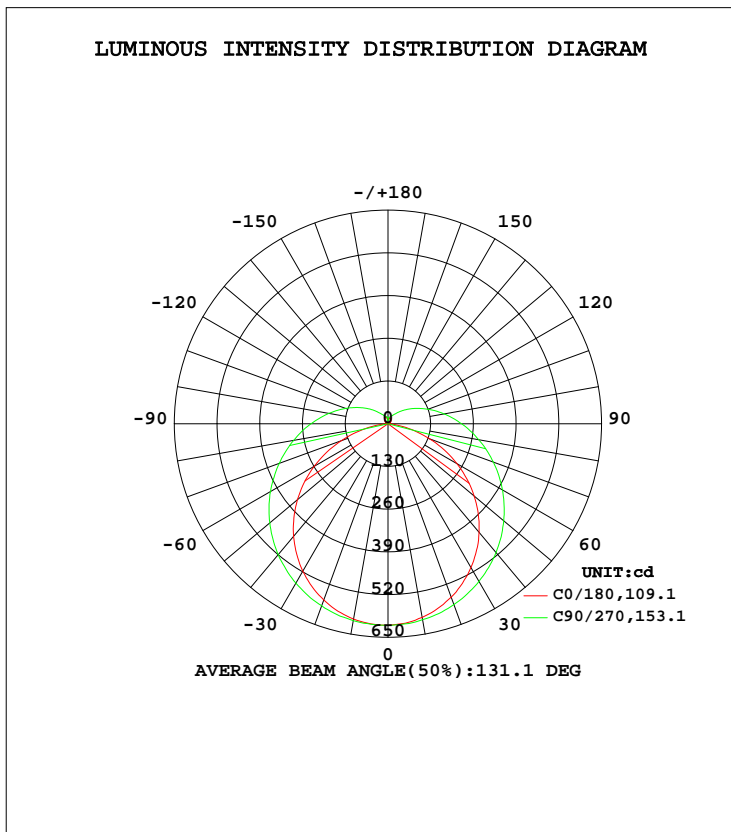


LUMINAIRE PHOTOMETRIC TEST REPORT

Test:U:120.00V I:0.2279A P:25W PF:0.9237 Freq:60.00Hz Lamp Flux:1950x1 lm		
NAME: ASD-LVF21-24D25CC-NK/BZ/BK 4000K	TYPE:N/A	WEIGHT:N/A
SPEC.:N/A	DIM.: N/A	SERIAL No.:N/A
MFR.: ASD Lighting corp	SUR.:N/A	Shielding Angle:N/A

DATA OF LAMP		PHOTOMETRIC DATA Eff: 78 lm/W			
MODEL ASD-LVF21-24D25CC-NK/BZ/BK 4000K	I _{max} (cd)	614.1	S/MH(C0/180)	1.23	
NOMINAL POWER(W)	LOR(%)	100.0	S/MH(C90/270)	1.35	
RATED VOLTAGE(V)	120	TOTAL FLUX(lm)	1950	η UP, DN(C0-180)	7.4,43.4
NOMINAL FLUX(lm)	1950	CIE CLASS	SEMI-D.	η UP, DN(C180-360)	7.0,42.2
LAMPS INSIDE	1	η up(%)	14.4	CIBSE SHR NOM	1.50
TEST VOLTAGE(V)	120	η down(%)	85.6	CIBSE SHR MAX	1.50



C Range: 0 - 360DEG
 C Interval: 22.5DEG
 Test Speed: HIGH
 Temperature:25.1DEG
 Operators:Hill
 Test Date:2022-05-21

γ Range: 0 - 180DEG
 γ Interval: 1.0DEG
 Test System:EVERFINE GO-R5000_V2 SYSTEM V2.0.351
 Humidity:42%
 Test Distance:2.526m [K=1.0000]
 Remarks:

ZONAL FLUX DIAGRAM

ZONAL FLUX DIAGRAM:

γ	C0	C45	C90	C135	C180	C225	C270	C315	γ	Φ zone	Φ total	%lum,lamp
10	603.5	606.0	608.5	605.2	598.3	602.0	605.5	603.7	0- 10	58.09	58.09	2.29,2.29
20	570.9	581.2	589.6	578.3	561.7	573.0	585.9	577.1	10- 20	167.4	225.5	8.88,8.88
30	518.1	540.5	560.2	534.9	505.2	528.4	554.1	532.9	20- 30	257.2	482.8	19,19
40	447.1	486.0	519.6	479.2	431.2	470.6	511.5	476.3	30- 40	317.8	800.6	31.5,31.5
50	359.8	420.6	469.6	413.5	342.4	403.7	459.9	409.2	40- 50	343.6	1144	45,45
60	259.4	349.0	412.8	341.5	242.0	331.7	402.1	336.4	50- 60	333.7	1478	58.2,58.2
70	151.7	276.2	352.1	269.4	135.3	259.8	341.5	263.2	60- 70	293.1	1771	69.7,69.7
80	51.33	208.1	291.7	202.6	39.30	194.4	280.4	196.1	70- 80	232.8	2004	78.9,78.9
90	0.2521	150.8	234.2	146.8	0.1296	140.2	224.2	140.8	80- 90	170.3	2174	85.6,85.6
100	1.098	106.8	183.0	104.4	1.209	98.59	173.7	98.29	90-100	122.4	2297	90.4,90.4
110	4.565	74.09	137.2	72.62	4.600	69.10	129.3	68.58	100-110	86.41	2383	93.8,93.8
120	8.642	51.05	98.83	50.47	8.535	48.85	93.52	48.38	110-120	59.10	2442	96.1,96.1
130	12.49	36.04	68.63	35.80	12.25	35.13	65.31	34.97	120-130	39.30	2481	97.7,97.7
140	16.07	27.45	45.57	27.67	15.62	26.86	44.04	27.55	130-140	25.42	2507	98.7,98.7
150	19.26	23.44	31.72	23.56	18.43	22.03	30.78	24.69	140-150	16.37	2523	99.3,99.3
160	21.15	21.64	24.44	21.33	19.14	18.85	24.05	22.70	150-160	10.54	2534	99.7,99.7
170	16.65	20.96	21.65	17.75	14.43	14.50	20.16	20.64	160-170	5.717	2539	99.9,99.9
180	16.34	15.43	8.693	13.80	15.93	15.02	8.649	11.13	170-180	1.577	2541	100,100
DEG	LUMINOUS INTENSITY:cd									UNIT:lm		

Conical surface Flux(90deg): 971.46 lm

%lum = 38.2%

%lamp = 38.2%

Conical surface Flux(120deg): 1477.9 lm

%lum = 58.2%

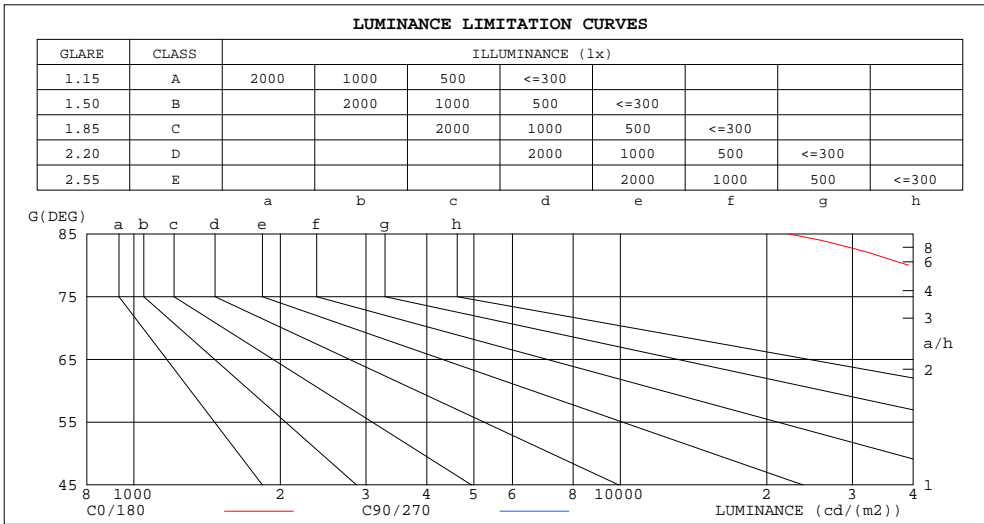
%lamp = 58.2%

C Range: 0 - 360DEG
 C Interval: 22.5DEG
 Test Speed: HIGH
 Temperature:25.1DEG
 Operators:Hill
 Test Date:2022-05-21

γ Range: 0 - 180DEG
 γ Interval: 1.0DEG
 Test System:EVERFINE GO-R5000_V2 SYSTEM V2.0.351
 Humidity:42%
 Test Distance:2.526m [K=1.0000]
 Remarks:

LUMINANCE LIMITATION CURVES

Test:U:120.00V I:0.2279A P:25W PF:0.9237 Freq:60.00Hz Lamp Flux:1950x1 lm		
NAME: ASD-LVF21-24D25CC-NK/BZ/BK 4000K	TYPE:N/A	WEIGHT:N/A
SPEC.:N/A	DIM.: N/A	SERIAL No.:N/A
MFR.: ASD Lighting corp	SUR.:N/A	Shielding Angle:N/A



LUMINANCE cd/(m2)		
G(DEG)	C0/180	C90/270
85	22158	398742
80	39116	222001
75	50402	164127
70	58696	136063
65	64487	119616
60	68662	109108
55	71770	101857
50	74072	96544
45	75780	92618

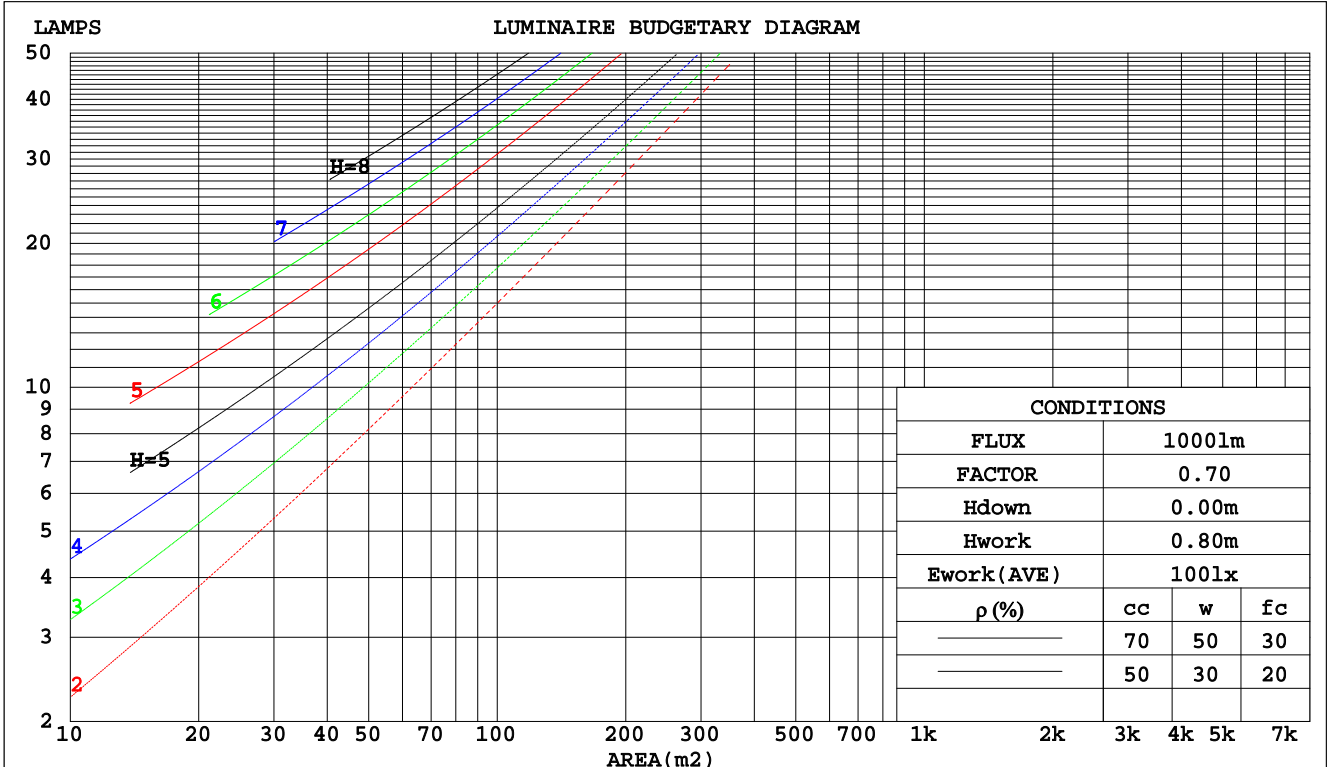
C Range: 0 - 360DEG
 C Interval: 22.5DEG
 Test Speed: HIGH
 Temperature:25.1DEG
 Operators:Hill
 Test Date:2022-05-21

γ Range: 0 - 180DEG
 γ Interval: 1.0DEG
 Test System:EVERFINE GO-R5000_V2 SYSTEM V2.0.351
 Humidity:42%
 Test Distance:2.526m [K=1.0000]
 Remarks:

CU AND LUMINAIRE BUDGETARY ESTIMATE DIAGRAM

Test:U:120.00V I:0.2279A P:25W PF:0.9237 Freq:60.00Hz Lamp Flux:1950x1 lm		
NAME: ASD-LVF21-24D25CC-NK/BZ/BK 4000K	TYPE:N/A	WEIGHT:N/A
SPEC.:N/A	DIM.: N/A	SERIAL No.:N/A
MFR.: ASD Lighting corp	SUR.:N/A	Shielding Angle:N/A

pcc	80%			70%			50%			30%			10%			0
	50%	30%	10%	50%	30%	10%	50%	30%	10%	50%	30%	10%	50%	30%	10%	0
pw																0
pfc	20%			20%			20%			20%			20%			0
RCR	RCR:Room Cavity Ratio Coefficients of Utilization(CU)															
0.0	1.16	1.16	1.16	1.11	1.11	1.11	1.03	1.03	1.03	.96	.96	.96	.89	.89	.89	.86
1.0	.97	.92	.87	.93	.89	.84	.86	.82	.79	.80	.77	.74	.74	.72	.69	.66
2.0	.83	.76	.69	.80	.73	.67	.74	.68	.63	.69	.64	.60	.63	.60	.56	.53
3.0	.72	.63	.56	.70	.61	.55	.64	.58	.52	.60	.54	.49	.55	.51	.47	.44
4.0	.64	.54	.47	.61	.53	.46	.57	.50	.44	.53	.47	.42	.49	.44	.40	.37
5.0	.57	.47	.40	.54	.46	.39	.51	.43	.37	.47	.41	.36	.44	.38	.34	.31
6.0	.51	.41	.35	.49	.40	.34	.46	.38	.32	.43	.36	.31	.40	.34	.30	.27
7.0	.46	.37	.30	.44	.36	.30	.41	.34	.29	.39	.32	.27	.36	.30	.26	.24
8.0	.42	.33	.27	.40	.32	.26	.38	.30	.25	.35	.29	.24	.33	.27	.23	.21
9.0	.38	.30	.24	.37	.29	.24	.35	.28	.23	.33	.26	.22	.31	.25	.21	.19
10.0	.35	.27	.22	.34	.26	.21	.32	.25	.20	.30	.24	.20	.28	.23	.19	.17



C Range: 0 - 360DEG
 C Interval: 22.5DEG
 Test Speed: HIGH
 Temperature:25.1DEG
 Operators:Hill
 Test Date:2022-05-21

γ Range: 0 - 180DEG
 γ Interval: 1.0DEG
 Test System:EVERFINE GO-R5000_V2 SYSTEM V2.0.351
 Humidity:42%
 Test Distance:2.526m [K=1.0000]
 Remarks:

WEC AND CCEC

Test:U:120.00V I:0.2279A P:25W PF:0.9237 Freq:60.00Hz Lamp Flux:1950x1 lm		
NAME: ASD-LVF21-24D25CC-NK/BZ/BK 4000K	TYPE:N/A	WEIGHT:N/A
SPEC.:N/A	DIM.: N/A	SERIAL No.:N/A
MFR.: ASD Lighting corp	SUR.:N/A	Shielding Angle:N/A

ρcc	80%			70%			50%			30%			10%			0
ρw	50%	30%	10%	50%	30%	10%	50%	30%	10%	50%	30%	10%	50%	30%	10%	0
ρfc	20%			20%			20%			20%			20%			0
RCR	RCR:Room Cavity Ratio						Wall Exitance Coefficients(WEC)									
0.0																
1.0	.375	.213	.067	.363	.207	.066	.341	.196	.063	.321	.185	.059	.303	.175	.057	
2.0	.328	.180	.055	.317	.175	.054	.298	.165	.051	.279	.157	.049	.263	.149	.047	
3.0	.293	.156	.047	.283	.152	.046	.265	.144	.044	.249	.137	.042	.234	.130	.040	
4.0	.264	.137	.040	.256	.134	.040	.240	.127	.038	.225	.121	.036	.211	.115	.035	
5.0	.241	.123	.036	.233	.120	.035	.219	.114	.034	.205	.108	.032	.193	.103	.031	
6.0	.221	.111	.032	.214	.108	.031	.201	.103	.030	.189	.098	.029	.177	.093	.028	
7.0	.204	.101	.029	.198	.099	.028	.186	.094	.027	.174	.089	.026	.164	.085	.025	
8.0	.189	.093	.026	.184	.090	.026	.173	.086	.025	.162	.082	.024	.153	.078	.023	
9.0	.177	.085	.024	.171	.084	.023	.161	.080	.023	.152	.076	.022	.143	.073	.021	
10.0	.165	.079	.022	.161	.078	.022	.151	.074	.021	.143	.071	.020	.134	.068	.019	

ρcc	80%			70%			50%			30%			10%			0
ρw	50%	30%	10%	50%	30%	10%	50%	30%	10%	50%	30%	10%	50%	30%	10%	0
ρfc	20%			20%			20%			20%			20%			0
RCR	RCR:Room Cavity Ratio						Ceiling Cavity Exitance Coefficients(CCEC)									
0.0	.300	.300	.300	.257	.257	.257	.175	.175	.175	.101	.101	.101	.032	.032	.032	
1.0	.296	.266	.240	.253	.229	.207	.173	.157	.143	.100	.091	.083	.032	.029	.027	
2.0	.289	.243	.205	.247	.210	.177	.169	.145	.124	.098	.084	.073	.031	.027	.024	
3.0	.281	.227	.183	.241	.196	.159	.165	.136	.112	.096	.079	.066	.031	.026	.022	
4.0	.273	.214	.169	.235	.185	.147	.161	.129	.103	.093	.076	.061	.030	.025	.020	
5.0	.266	.204	.159	.228	.177	.138	.157	.123	.098	.091	.072	.058	.029	.024	.019	
6.0	.258	.196	.152	.222	.170	.132	.153	.119	.093	.089	.070	.056	.029	.023	.018	
7.0	.251	.189	.146	.216	.164	.127	.149	.115	.090	.087	.068	.054	.028	.022	.018	
8.0	.244	.184	.142	.210	.159	.124	.146	.112	.088	.085	.066	.052	.027	.022	.017	
9.0	.238	.179	.139	.205	.155	.121	.142	.109	.086	.083	.065	.051	.027	.021	.017	
10.0	.232	.175	.137	.200	.152	.119	.139	.107	.085	.081	.063	.051	.026	.021	.017	

C Range: 0 - 360DEG
 C Interval: 22.5DEG
 Test Speed: HIGH
 Temperature:25.1DEG
 Operators:Hill
 Test Date:2022-05-21

γ Range: 0 - 180DEG
 γ Interval: 1.0DEG
 Test System:EVERFINE GO-R5000_V2 SYSTEM V2.0.351
 Humidity:42%
 Test Distance:2.526m [K=1.0000]
 Remarks:

UGR(Unified Glare Rating) Table

Test:U:120.00V I:0.2279A P:25W PF:0.9237 Freq:60.00Hz Lamp Flux:1950x1 lm		
NAME: ASD-LVF21-24D25CC-NK/BZ/BK 4000K	TYPE:N/A	WEIGHT:N/A
SPEC.:N/A	DIM.: N/A	SERIAL No.:N/A
MFR.: ASD Lighting corp	SUR.:N/A	Shielding Angle:N/A

ceiling/cavity	0.7	0.7	0.5	0.5	0.3	0.7	0.7	0.5	0.5	0.3
walls	0.5	0.3	0.5	0.3	0.3	0.5	0.3	0.5	0.3	0.3
working plane	0.2	0.2	0.2	0.2	0.2	0.2	0.2	0.2	0.2	0.2
Room dimensions	Viewed crosswise					Viewed endwise				
x = 2H y = 2H	23.4	24.8	23.9	25.2	25.7	25.2	26.7	25.7	27.1	27.6
3H	24.8	26.1	25.3	26.6	27.1	27.8	29.1	28.3	29.6	30.1
4H	25.4	26.6	25.9	27.1	27.6	29.2	30.4	29.7	30.9	31.5
6H	25.7	26.9	26.2	27.4	28.0	30.7	31.9	31.3	32.4	33.0
8H	25.8	26.9	26.3	27.4	28.0	31.6	32.7	32.1	33.2	33.8
12H	25.8	26.9	26.3	27.4	28.0	32.6	33.6	33.1	34.2	34.8
4H 2H	24.4	25.7	25.0	26.2	26.7	25.8	27.0	26.3	27.5	28.1
3H	26.1	27.2	26.7	27.8	28.4	28.6	29.7	29.2	30.2	30.8
4H	26.9	27.9	27.4	28.4	29.1	30.2	31.2	30.8	31.8	32.4
6H	27.4	28.3	28.0	28.9	29.6	32.0	32.8	32.6	33.4	34.1
8H	27.6	28.4	28.2	29.0	29.7	32.9	33.8	33.6	34.4	35.1
12H	27.6	28.4	28.3	29.0	29.7	34.1	34.8	34.7	35.4	36.2
8H 4H	27.9	28.7	28.5	29.3	30.0	30.5	31.4	31.1	32.0	32.7
6H	28.8	29.5	29.4	30.1	30.8	32.6	33.3	33.2	33.9	34.7
8H	29.1	29.7	29.8	30.4	31.2	33.8	34.4	34.4	35.1	35.8
12H	29.4	29.9	30.1	30.6	31.4	35.2	35.7	35.9	36.4	37.2
12H 4H	28.2	28.9	28.8	29.6	30.3	30.5	31.3	31.2	31.9	32.6
6H	29.3	29.9	30.0	30.6	31.3	32.7	33.3	33.4	34.0	34.7
8H	29.8	30.4	30.5	31.1	31.8	34.0	34.5	34.7	35.2	36.0
Variations with the observer position at spacings:										
S = 1.0H	+ 0.1 / - 0.2					+ 0.1 / - 0.1				
1.5H	+ 0.2 / - 0.3					+ 0.2 / - 0.3				
2.0H	+ 0.2 / - 0.4					+ 0.2 / - 0.3				

CIE Pub.117, 2541 lm Total Lamp Luminous Flux Correct (8log(F/F0) = 3.2)

C Range: 0 - 360DEG
 C Interval: 22.5DEG
 Test Speed: HIGH
 Temperature:25.1DEG
 Operators:Hill
 Test Date:2022-05-21

γ Range: 0 - 180DEG
 γ Interval: 1.0DEG
 Test System:EVERFINE GO-R5000_V2 SYSTEM V2.0.351
 Humidity:42%
 Test Distance:2.526m [K=1.0000]
 Remarks:

UTILIZATION FACTORS TABLE

Test:U:120.00V I:0.2279A P:25W PF:0.9237 Freq:60.00Hz Lamp Flux:1950x1 lm		
NAME: ASD-LVF21-24D25CC-NK/BZ/BK 4000K	TYPE:N/A	WEIGHT:N/A
SPEC.:N/A	DIM.: N/A	SERIAL No.:N/A
MFR.: ASD Lighting corp	SUR.:N/A	Shielding Angle:N/A

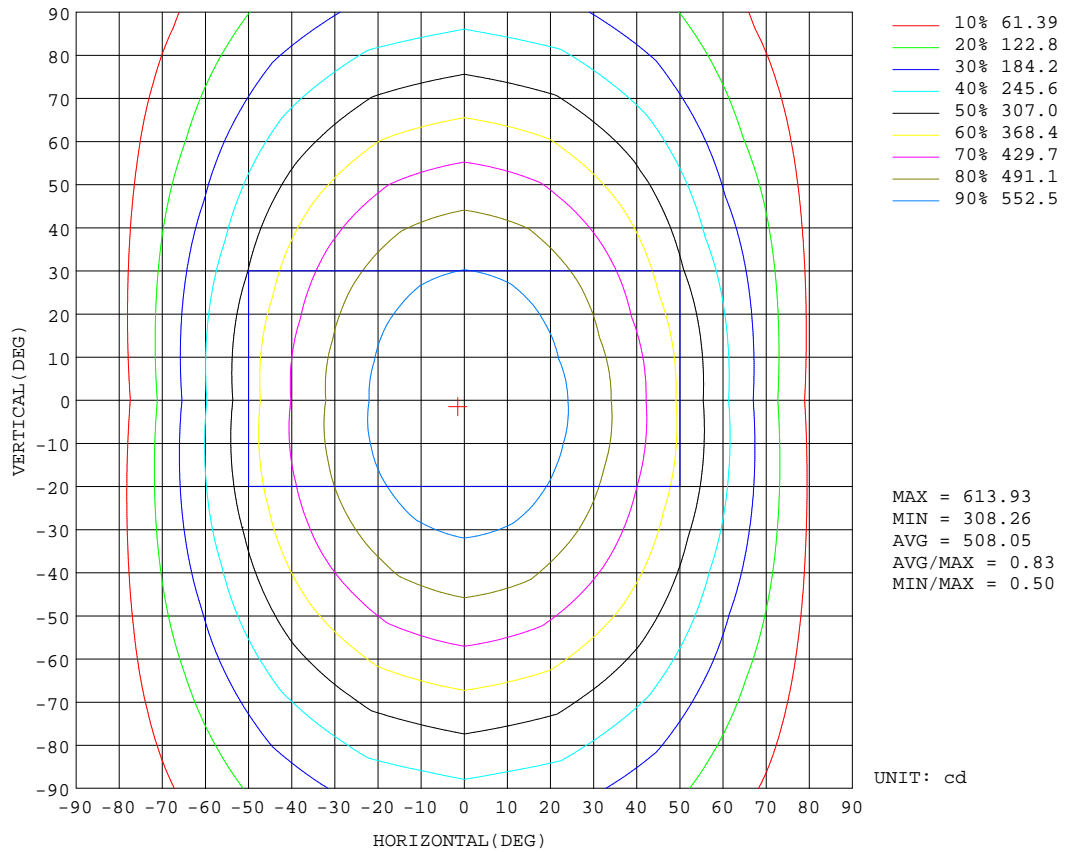
REFLECTANCE										
Ceiling	0.8	0.8	0.8	0.7	0.7	0.7	0.5	0.5	0.5	0
Walls	0.7	0.5	0.3	0.7	0.5	0.3	0.7	0.5	0.3	0
Working plane	0.2	0.2	0.2	0.2	0.2	0.2	0.2	0.2	0.2	0
ROOM INDEX	UTILIZATION FACTORS(PERCENT) $k(RI) \times RCR = 5$									
k = 0.60	49	37	30	48	37	30	47	36	29	23
0.80	59	46	38	57	45	38	55	44	37	29
1.00	67	54	46	65	53	45	62	54	44	36
1.25	74	61	53	71	60	52	67	58	51	42
1.50	79	67	58	76	65	58	72	63	56	46
2.00	86	75	67	83	73	66	78	70	63	52
2.50	90	80	73	87	78	71	81	74	68	56
3.00	94	85	78	91	83	76	84	78	72	60
4.00	99	91	85	95	88	82	88	83	78	65
5.00	101	95	89	98	92	87	91	86	82	68
ROOM INDEX	UF(total)									Direct
According to DIN EN 13032-2 2004			Suspended				SHRNOM = 1.25			

C Range: 0 - 360DEG
 C Interval: 22.5DEG
 Test Speed: HIGH
 Temperature:25.1DEG
 Operators:Hill
 Test Date:2022-05-21

γ Range: 0 - 180DEG
 γ Interval: 1.0DEG
 Test System:EVERFINE GO-R5000_V2 SYSTEM V2.0.351
 Humidity:42%
 Test Distance:2.526m [K=1.0000]
 Remarks:

ISOCANDELA DIAGRAM

Test:U:120.00V I:0.2279A P:25W PF:0.9237 Freq:60.00Hz Lamp Flux:1950x1 lm		
NAME: ASD-LVF21-24D25CC-NK/BZ/BK 4000K	TYPE:N/A	WEIGHT:N/A
SPEC.:N/A	DIM.: N/A	SERIAL No.:N/A
MFR.: ASD Lighting corp	SUR.:N/A	Shielding Angle:N/A



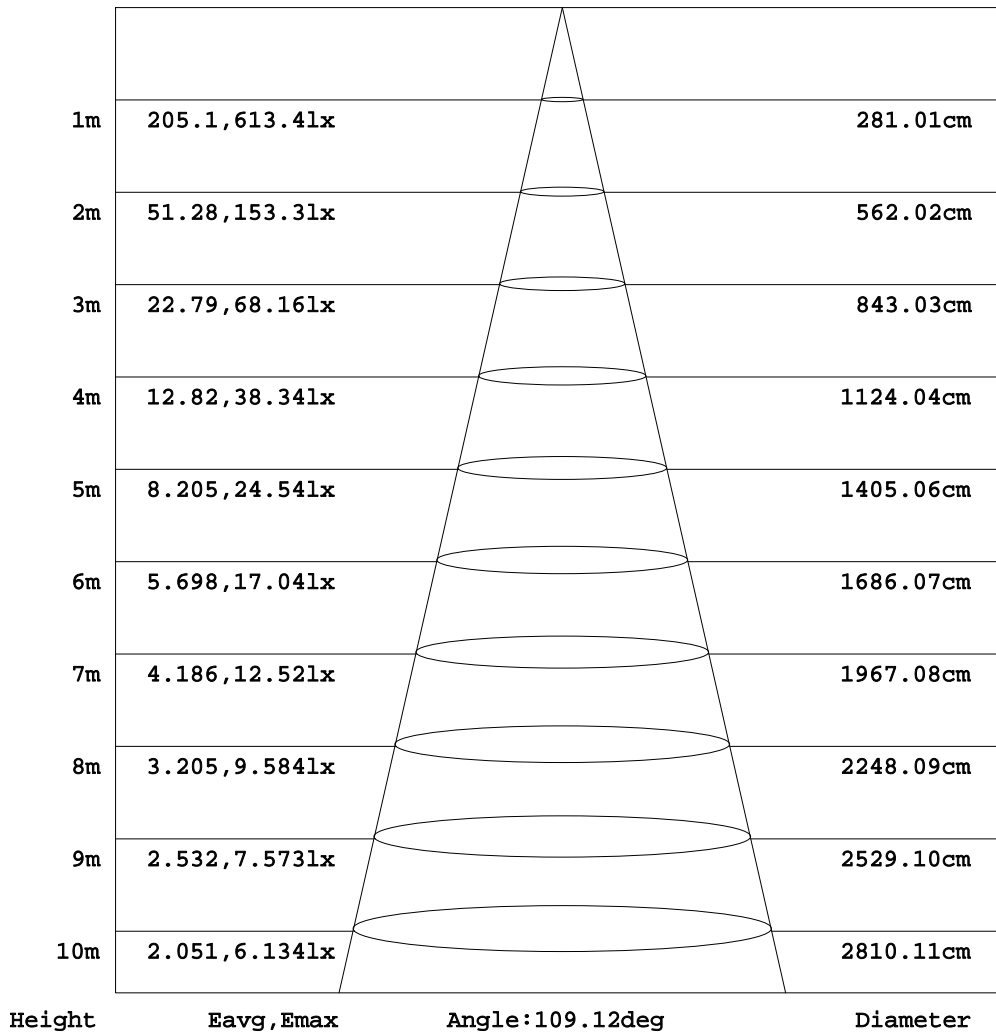
C Range: 0 - 360DEG
 C Interval: 22.5DEG
 Test Speed: HIGH
 Temperature:25.1DEG
 Operators:Hill
 Test Date:2022-05-21

γ Range: 0 - 180DEG
 γ Interval: 1.0DEG
 Test System:EVERFINE GO-R5000_V2 SYSTEM V2.0.351
 Humidity:42%
 Test Distance:2.526m [K=1.0000]
 Remarks:

AAI Figure

Test:U:120.00V I:0.2279A P:25W PF:0.9237 Freq:60.00Hz Lamp Flux:1950x1 lm		
NAME: ASD-LVF21-24D25CC-NK/BZ/BK 4000K	TYPE:N/A	WEIGHT:N/A
SPEC.:N/A	DIM.: N/A	SERIAL No.:N/A
MFR.: ASD Lighting corp	SUR.:N/A	Shielding Angle:N/A

Flux out:1314 lm



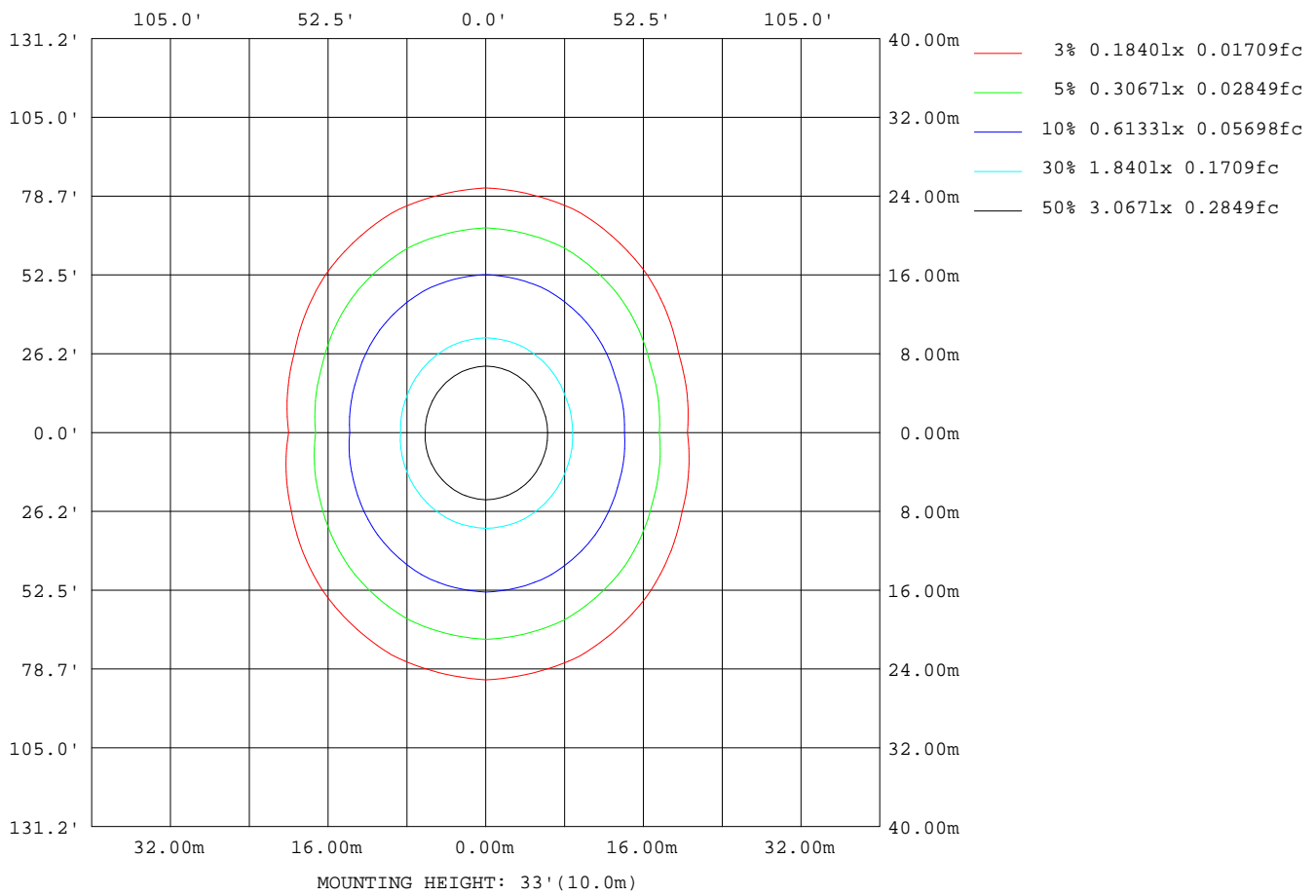
Note: The Curves indicate the illuminated area and the average illumination when the luminaire is at different distance.

C Range: 0 - 360DEG
 C Interval: 22.5DEG
 Test Speed: HIGH
 Temperature: 25.1DEG
 Operators: Hill
 Test Date: 2022-05-21

γ Range: 0 - 180DEG
 γ Interval: 1.0DEG
 Test System: EVERFINE GO-R5000_V2 SYSTEM V2.0.351
 Humidity: 42%
 Test Distance: 2.526m [K=1.0000]
 Remarks:

ISOLUX DIAGRAM

Test:U:120.00V I:0.2279A P:25W PF:0.9237 Freq:60.00Hz Lamp Flux:1950x1 lm		
NAME: ASD-LVF21-24D25CC-NK/BZ/BK 4000K	TYPE:N/A	WEIGHT:N/A
SPEC.:N/A	DIM.: N/A	SERIAL No.:N/A
MFR.: ASD Lighting corp	SUR.:N/A	Shielding Angle:N/A



C Range: 0 - 360DEG
 C Interval: 22.5DEG
 Test Speed: HIGH
 Temperature:25.1DEG
 Operators:Hill
 Test Date:2022-05-21

γ Range: 0 - 180DEG
 γ Interval: 1.0DEG
 Test System:EVERFINE GO-R5000_V2 SYSTEM V2.0.351
 Humidity:42%
 Test Distance:2.526m [K=1.0000]
 Remarks:

LED Avg.L Report

Test:U:120.00V I:0.2279A P:25W PF:0.9237 Freq:60.00Hz Lamp Flux:1950x1 lm		
NAME: ASD-LVF21-24D25CC-NK/BZ/BK 4000K	TYPE:N/A	WEIGHT:N/A
SPEC.:N/A	DIM.: N/A	SERIAL No.:N/A
MFR.: ASD Lighting corp	SUR.:N/A	Shielding Angle:N/A

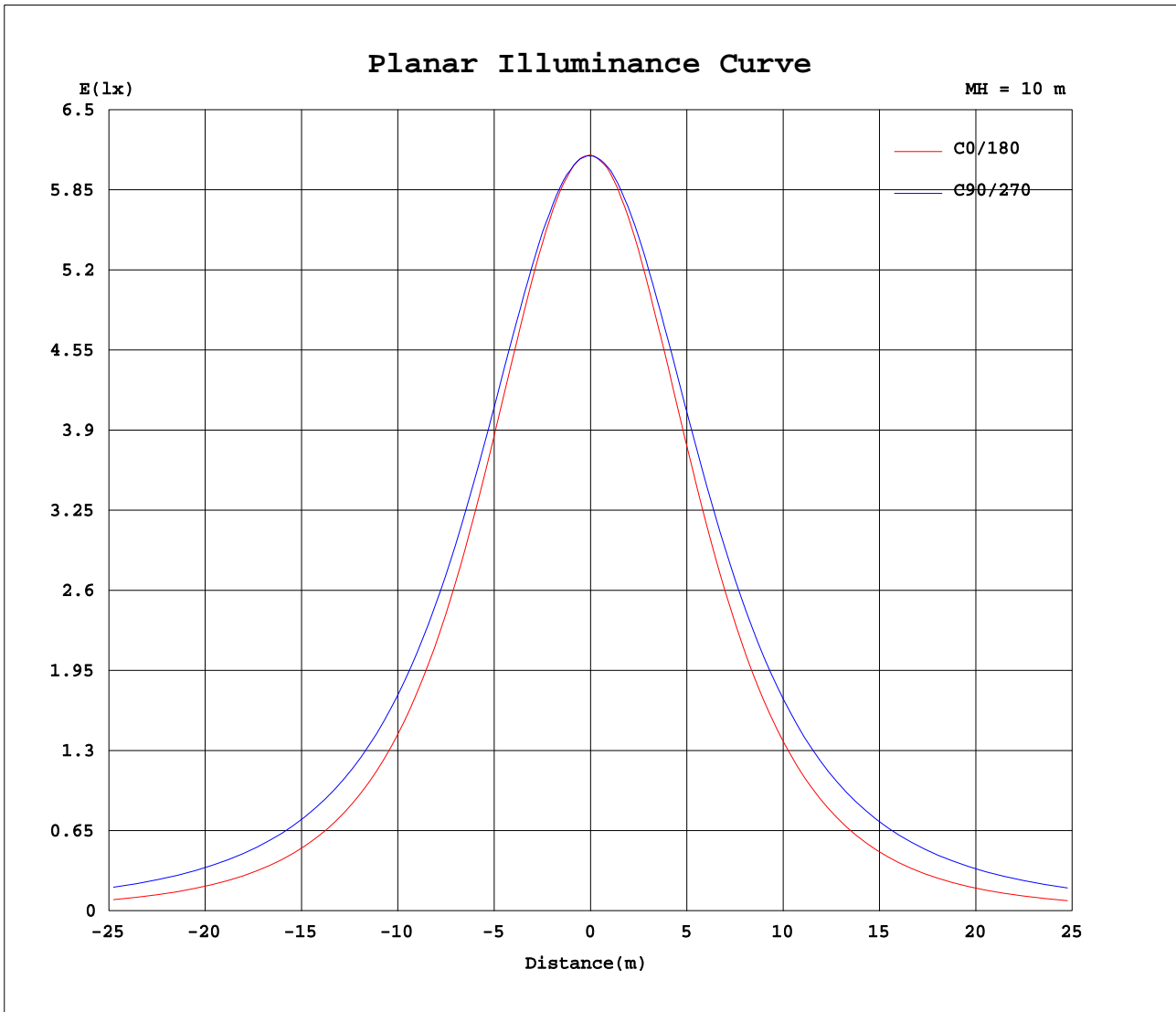
AvgL	cd/m2
L_0~180(65)av	61775
L_0~180(75)av	46631
L_0~180(85)av	17439
L_90~270(65)av	118041
L_90~270(75)av	161515
L_90~270(85)av	390545
L_45(65)av	94880
L_45(75)av	118861
L_45(85)av	259285

Standard: GB/T 29293-2012

C Range: 0 - 360DEG
C Interval: 22.5DEG
Test Speed: HIGH
Temperature:25.1DEG
Operators:Hill
Test Date:2022-05-21

γ Range: 0 - 180DEG
 γ Interval: 1.0DEG
Test System:EVERFINE GO-R5000_V2 SYSTEM V2.0.351
Humidity:42%
Test Distance:2.526m [K=1.0000]
Remarks:

Planar Illuminance Curve



C Range: 0 - 360DEG
 C Interval: 22.5DEG
 Test Speed: HIGH
 Temperature: 25.1DEG
 Operators: Hill
 Test Date: 2022-05-21

γ Range: 0 - 180DEG
 γ Interval: 1.0DEG
 Test System: EVERFINE GO-R5000_V2 SYSTEM V2.0.351
 Humidity: 42%
 Test Distance: 2.526m [K=1.0000]
 Remarks:

LUMINOUS DISTRIBUTION INTENSITY DATA

Test:U:120.00V I:0.2279A P:25W PF:0.9237 Freq:60.00Hz Lamp Flux:1950x1 lm		
NAME: ASD-LVF21-24D25CC-NK/BZ/BK 4000K	TYPE:N/A	WEIGHT:N/A
SPEC.:N/A	DIM.: N/A	SERIAL No.:N/A
MFR.: ASD Lighting corp	SUR.:N/A	Shielding Angle:N/A

Table--1

UNIT: cd

C(DEG) γ (DEG)	0	22.5	45	67.5	90	112.5	135	157.5	180	202.5	225	247.5	270	292.5	315	337.5			
0	613	613	613	613	613	613	613	613	613	613	613	613	613	613	613	613			
5	611	612	611	613	612	611	611	610	609	609	609	610	611	611	611	610			
10	604	605	606	608	609	607	605	601	598	599	602	605	606	606	604	602			
15	590	593	596	600	601	598	594	588	583	585	590	595	598	596	592	588			
20	571	576	581	588	590	586	578	570	562	565	573	582	586	584	577	569			
25	547	552	563	573	577	570	558	546	536	541	553	565	571	568	557	546			
30	518	526	540	555	560	552	535	519	505	512	528	546	554	548	533	518			
35	485	496	515	534	541	530	508	487	470	480	501	523	534	527	507	486			
40	447	460	486	510	520	507	479	452	431	444	471	499	512	502	476	450			
45	405	422	455	485	496	480	447	413	388	404	439	471	487	474	444	411			
50	360	381	421	457	470	452	414	372	342	362	404	443	460	446	409	369			
55	311	337	386	427	442	422	378	328	293	318	368	413	431	415	373	325			
60	259	292	349	396	413	391	341	283	242	273	332	381	402	384	336	279			
65	206	246	313	364	383	359	306	238	189	228	295	350	372	352	299	233			
70	152	201	276	333	352	328	269	194	135	185	260	318	341	320	263	188			
75	98.6	159	241	301	321	296	235	152	83.9	144	226	287	311	288	228	146			
80	51.3	120	208	270	292	266	203	115	39.3	107	194	257	280	258	196	108			
85	14.6	88.2	178	241	263	237	173	83.5	8.39	77.8	166	228	252	229	167	77.9			
90	0.25	63.4	151	213	234	209	147	60.5	0.13	56.2	140	201	224	202	141	55.5			
95	0.31	46.0	127	187	208	184	124	43.9	0.29	41.1	117	176	198	176	117	40.1			
100	1.10	34.2	107	163	183	161	104	32.8	1.21	31.2	98.6	153	174	153	98.3	30.2			
105	2.68	26.7	89.0	140	159	139	87.1	25.8	2.79	25.0	82.5	131	151	131	82.1	24.1			
110	4.56	22.0	74.1	120	137	118	72.6	21.5	4.60	21.2	69.1	112	129	112	68.6	20.5			
115	6.60	19.1	62.5	102	117	101	60.6	18.8	6.60	18.9	58.1	95.5	110	95.3	57.5	18.4			
120	8.64	17.5	51.0	85.5	98.8	84.8	50.5	17.5	8.53	17.7	48.8	80.8	93.5	80.5	48.4	17.4			
125	10.6	17.0	42.8	71.3	82.7	70.8	42.4	17.1	10.5	17.4	41.4	67.7	78.5	67.4	40.9	17.2			
130	12.5	17.0	36.0	58.9	68.6	58.7	35.8	17.0	12.3	17.4	35.1	56.4	65.3	56.3	35.0	17.4			
135	14.4	17.2	30.8	48.5	55.9	48.3	30.8	17.2	14.0	17.2	30.2	46.7	53.8	46.8	30.3	17.9			
140	16.1	18.1	27.5	39.8	45.6	39.7	27.7	17.8	15.6	17.2	26.9	38.4	44.0	38.9	27.6	18.4			
145	17.7	18.1	25.4	33.5	37.3	33.5	25.5	17.8	17.1	16.7	24.3	32.0	36.0	33.2	25.9	18.9			
150	19.3	18.8	23.4	29.3	31.7	29.5	23.6	18.3	18.4	16.5	22.0	27.7	30.8	29.5	24.7	19.3			
155	20.5	19.5	22.3	26.1	27.7	26.1	22.3	19.4	19.7	17.5	20.0	24.4	26.8	26.5	23.9	19.8			
160	21.2	20.2	21.6	23.6	24.4	23.6	21.3	19.3	19.1	18.7	18.9	21.7	24.1	24.2	22.7	20.3			
165	19.3	20.7	21.4	21.8	22.0	21.6	20.3	17.7	16.9	16.7	16.6	20.0	21.1	21.6	21.0	20.5			
170	16.7	20.6	21.0	21.8	21.6	20.2	17.8	14.9	14.4	14.4	14.5	16.8	20.2	21.1	20.6	19.5			
175	14.1	14.9	18.8	19.1	17.3	15.4	13.4	13.8	13.8	13.8	13.1	12.7	14.2	17.7	18.3	15.9			
180	16.3	15.5	15.4	7.74	8.69	12.1	13.8	15.5	15.9	15.9	15.0	14.3	8.65	7.88	11.1	14.1			

C Range: 0 - 360DEG
 C Interval: 22.5DEG
 Test Speed: HIGH
 Temperature:25.1DEG
 Operators:Hill
 Test Date:2022-05-21

γ Range: 0 - 180DEG
 γ Interval: 1.0DEG
 Test System:EVERFINE GO-R5000_V2 SYSTEM V2.0.351
 Humidity:42%
 Test Distance:2.526m [K=1.0000]
 Remarks: