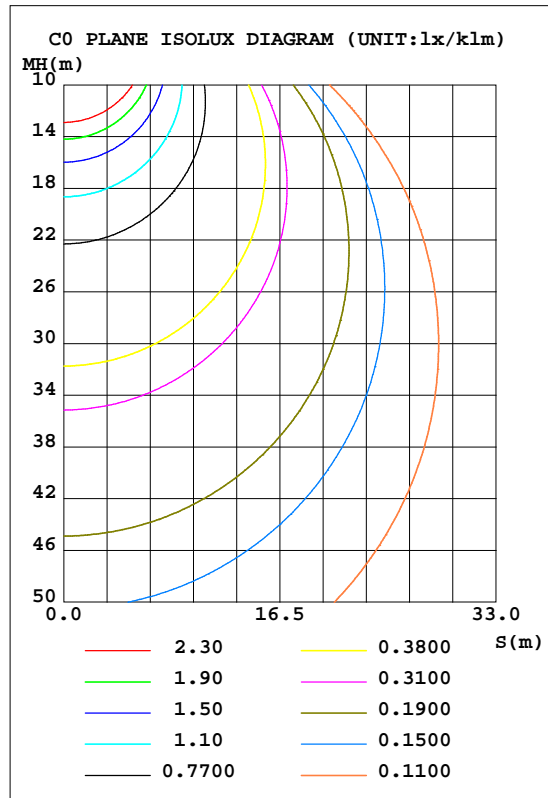
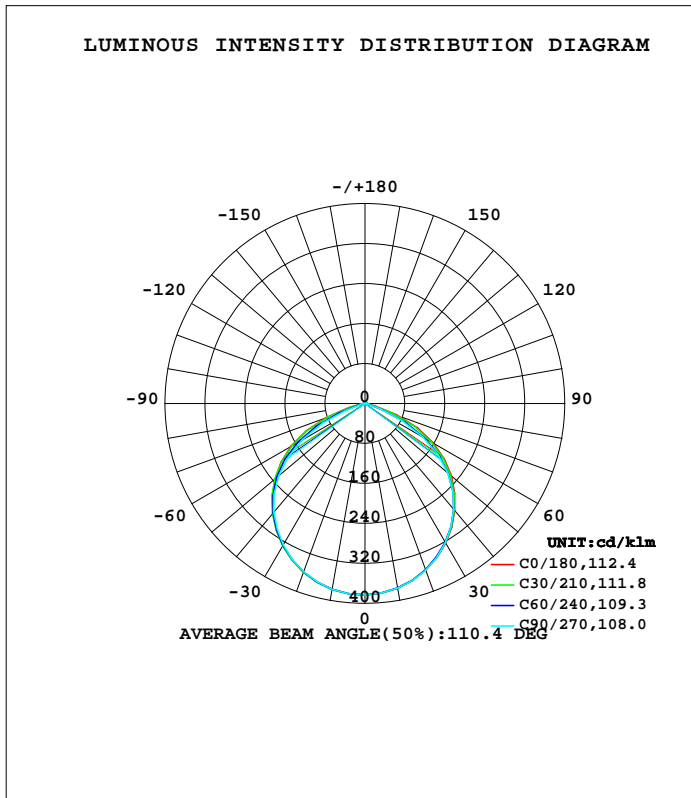


LUMINAIRE PHOTOMETRIC TEST REPORT

Test:U:120.08V I:0.1494A P:14.606W PF:0.8141 Freq:59.98Hz Lamp Flux:1067.18x1 lm		
NAME: LED DOWNLIGHT	TYPE:	WEIGHT:
SPEC.:	DIM.:	SERIAL No.:
MFR.: ASD LIGHT CORP	SUR.:	Shielding Angle:

DATA OF LAMP		PHOTOMETRIC DATA Eff: 73.06 lm/W			
MODEL: LRKR-6D15AC-WH(4000K)		I _{max} (cd/klm)	383.1	S/MH(C0/180)	1.28
NOMINAL POWER(W)	15	LOR(%)	100.0	S/MH(C90/270)	1.27
RATED VOLTAGE(V)	120	TOTAL FLUX(lm/klm)	1000.0	h UP, DN(C0-180)	0.5, 48.8
NOMINAL FLUX(lm)	1067.18	CIE CLASS	DIRECT	h UP, DN(C180-360)	0.4, 50.2
LAMPS INSIDE	1	h up(%)	0.9	CIBSE SHR NOM	1.25
TEST VOLTAGE(V)	120	h down(%)	99.1	CIBSE SHR MAX	1.35



C Range: 0 - 360DEG
 C Interval: 15.0DEG
 Test Speed: HIGH
 Temperature: 25.3DEG
 Operators:
 Test Date: 2022-02-28

g Range: 0 - 180DEG
 g Interval: 5.0DEG
 Test System: EVERFINE GO-2000B_V1 SYSTEM V2.00.426
 Humidity: 65.0%
 Test Distance: 8.000m [K=1.0500]
 Remarks:

ZONAL FLUX DIAGRAM

ZONAL FLUX DIAGRAM:

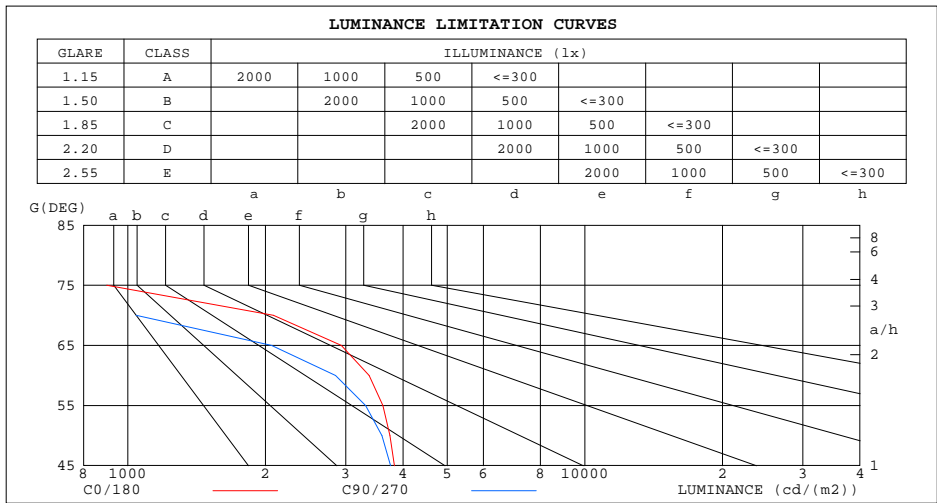
g	C0	C45	C90	C135	C180	C225	C270	C315	g	F zone	F total	%lum,lamp
10	375.6	375.1	375.4	376.9	377.4	377.4	377.7	376.4	0- 10	36.26	36.26	3.63,3.63
20	355.2	354.0	355.0	356.8	359.5	358.8	358.4	357.4	10- 20	104.0	140.2	14,14
30	323.1	321.6	322.0	325.3	328.6	328.4	327.0	325.3	20- 30	157.8	298.1	29.8,29.8
40	279.7	277.9	276.3	282.6	287.0	286.2	283.9	281.6	30- 40	190.7	488.8	48.9,48.9
50	225.9	222.5	216.6	227.5	235.5	231.9	226.1	225.3	40- 50	197.1	685.9	68.6,68.6
60	158.0	148.3	133.4	153.9	170.2	161.7	144.4	150.0	50- 60	170.7	856.6	85.7,85.7
70	66.79	49.35	33.41	56.41	82.82	66.71	43.12	52.90	60- 70	104.2	960.8	96.1,96.1
80	6.884	6.013	5.699	6.785	8.576	7.316	6.495	6.343	70- 80	26.51	987.3	98.7,98.7
90	0.4123	0.4139	0.3534	0.2702	0.4557	0.2494	0.1867	0.2242	80- 90	3.307	990.6	99.1,99.1
100	0.7442	0.7023	0.6649	0.5775	0.6008	0.5437	0.5448	0.5211	90-100	0.5127	991.2	99.1,99.1
110	1.177	1.093	1.079	0.9965	1.001	0.9294	0.9310	0.9214	100-110	0.8715	992.0	99.2,99.2
120	1.591	1.520	1.507	1.434	1.415	1.339	1.354	1.368	110-120	1.230	993.3	99.3,99.3
130	2.043	1.893	1.893	1.811	1.792	1.692	1.745	1.736	120-130	1.476	994.7	99.5,99.5
140	2.303	2.153	2.242	2.104	2.127	1.971	2.108	2.062	130-140	1.545	996.3	99.6,99.6
150	2.657	2.479	2.475	2.454	2.369	2.348	2.387	2.453	140-150	1.434	997.7	99.8,99.8
160	2.815	2.804	2.759	2.714	2.704	2.678	2.685	2.700	150-160	1.198	998.9	99.9,99.9
170	2.978	2.971	2.973	2.956	2.904	2.906	2.917	2.937	160-170	0.8075	999.7	100,100
180	3.086	3.096	3.089	3.110	3.081	3.101	3.085	3.110	170-180	0.2872	1000	100,100
DEG	LUMINOUS INTENSITY:cd/klm									UNIT:lm/klm		

C Range: 0 - 360DEG
 C Interval: 15.0DEG
 Test Speed: HIGH
 Temperature:25.3DEG
 Operators:
 Test Date:2022-02-28

g Range: 0 - 180DEG
 g Interval: 5.0DEG
 Test System:EVERFINE GO-2000B_V1 SYSTEM V2.00.426
 Humidity:65.0%
 Test Distance:8.000m [K=1.0500]
 Remarks:

LUMINANCE LIMITATION CURVES

Test:U:120.08V I:0.1494A P:14.606W PF:0.8141 Freq:59.98Hz Lamp Flux:1067.18x1 lm		
NAME: LED DOWNLIGHT	TYPE:	WEIGHT:
SPEC.:	DIM.:	SERIAL No.:
MFR.: ASD LIGHT CORP	SUR.:	Shielding Angle:



LUMINANCE cd/(m2)		
G(DEG)	C0/180	C90/270
85	359	168
80	423	350
75	900	426
70	2084	1043
65	2932	2063
60	3372	2848
55	3614	3316
50	3750	3597
45	3834	3758

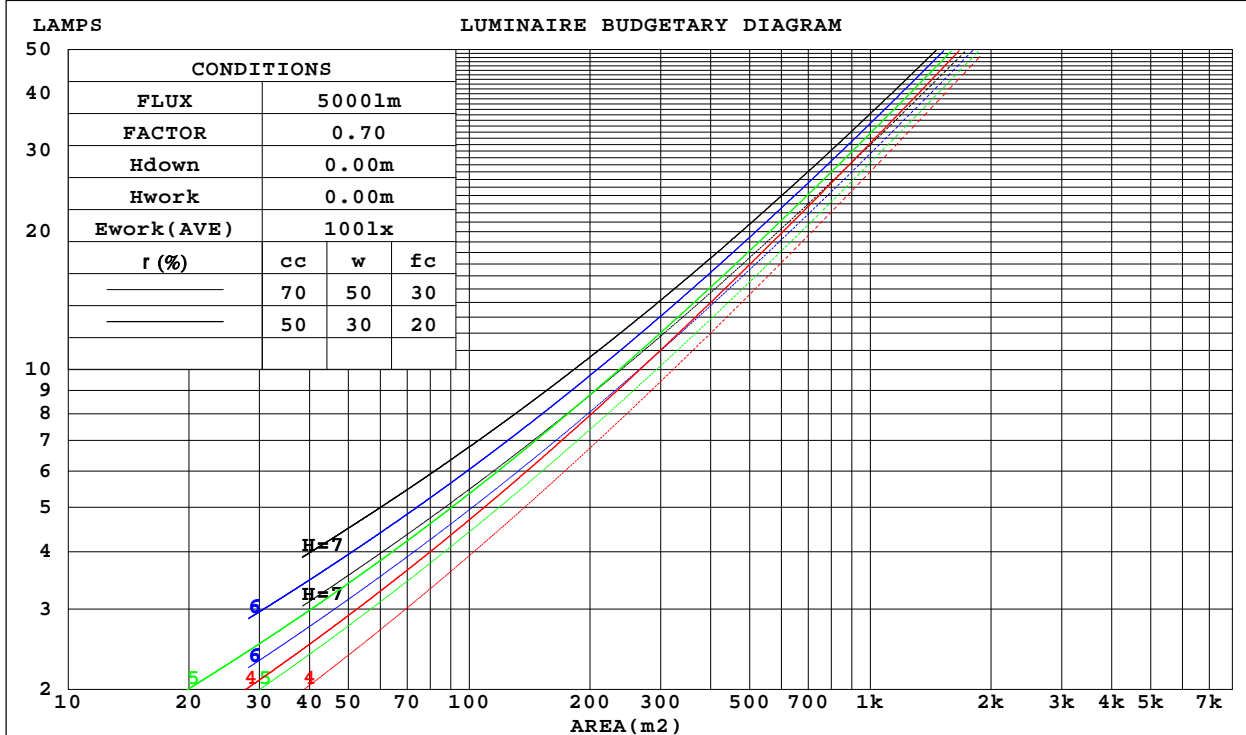
C Range: 0 - 360DEG
 C Interval: 15.0DEG
 Test Speed: HIGH
 Temperature: 25.3DEG
 Operators:
 Test Date: 2022-02-28

g Range: 0 - 180DEG
 g Interval: 5.0DEG
 Test System: EVERFINE GO-2000B_V1 SYSTEM V2.00.426
 Humidity: 65.0%
 Test Distance: 8.000m [K=1.0500]
 Remarks:

CU AND LUMINAIRE BUDGETARY ESTIMATE DIAGRAM

Test:U:120.08V I:0.1494A P:14.606W PF:0.8141 Freq:59.98Hz Lamp Flux:1067.18x1 lm		
NAME: LED DOWNLIGHT	TYPE:	WEIGHT:
SPEC.:	DIM.:	SERIAL No.:
MFR.: ASD LIGHT CORP	SUR.:	Shielding Angle:

r cc	80%			70%			50%			30%			10%			0
r w	50%	30%	10%	50%	30%	10%	50%	30%	10%	50%	30%	10%	50%	30%	10%	0
r fc	20%			20%			20%			20%			20%			0
RCR	RCR:Room Cavity Ratio						Coefficients of Utilization(CU)									
0.0	1.19	1.19	1.19	1.16	1.16	1.16	1.11	1.11	1.11	1.06	1.06	1.06	1.01	1.01	1.01	.99
1.0	1.06	1.02	.99	1.04	1.00	.97	.99	.96	.94	.95	.93	.91	.91	.90	.88	.86
2.0	.93	.87	.82	.91	.86	.81	.88	.83	.79	.84	.81	.77	.81	.78	.75	.73
3.0	.83	.75	.69	.81	.74	.68	.78	.72	.67	.75	.70	.66	.72	.68	.65	.62
4.0	.73	.65	.59	.72	.64	.58	.70	.63	.58	.67	.61	.57	.65	.60	.56	.54
5.0	.66	.57	.51	.65	.57	.51	.62	.55	.50	.60	.54	.49	.58	.53	.49	.47
6.0	.59	.51	.45	.58	.50	.44	.56	.49	.44	.55	.48	.43	.53	.47	.43	.41
7.0	.54	.45	.39	.53	.45	.39	.51	.44	.39	.50	.43	.38	.48	.43	.38	.36
8.0	.49	.41	.35	.48	.40	.35	.47	.40	.35	.46	.39	.34	.44	.39	.34	.32
9.0	.45	.37	.32	.44	.37	.31	.43	.36	.31	.42	.36	.31	.41	.35	.31	.29
10.0	.42	.34	.29	.41	.34	.29	.40	.33	.28	.39	.33	.28	.38	.32	.28	.26



C Range: 0 - 360DEG
 C Interval: 15.0DEG
 Test Speed: HIGH
 Temperature:25.3DEG
 Operators:
 Test Date:2022-02-28

g Range: 0 - 180DEG
 g Interval: 5.0DEG
 Test System:EVERFINE GO-2000B_V1 SYSTEM V2.00.426
 Humidity:65.0%
 Test Distance:8.000m [K=1.0500]
 Remarks:

WEC AND CCEC

Test:U:120.08V I:0.1494A P:14.606W PF:0.8141 Freq:59.98Hz Lamp Flux:1067.18x1 lm		
NAME: LED DOWNLIGHT	TYPE:	WEIGHT:
SPEC.:	DIM.:	SERIAL No.:
MFR.: ASD LIGHT CORP	SUR.:	Shielding Angle:

r cc	80%			70%			50%			30%			10%			0
r w	50%	30%	10%	50%	30%	10%	50%	30%	10%	50%	30%	10%	50%	30%	10%	0
r fc	20%			20%			20%			20%			20%			0
RCR	RCR:Room Cavity Ratio						Wall Exitance Coefficients(WEC)									
0.0																
1.0	.268	.152	.048	.261	.149	.047	.247	.142	.045	.234	.135	.043	.223	.129	.042	
2.0	.262	.143	.044	.255	.141	.043	.243	.135	.042	.232	.130	.041	.222	.126	.040	
3.0	.248	.132	.040	.242	.130	.039	.232	.126	.038	.222	.122	.037	.213	.118	.036	
4.0	.233	.121	.036	.228	.119	.035	.218	.116	.035	.210	.113	.034	.202	.110	.033	
5.0	.218	.111	.032	.213	.110	.032	.205	.107	.031	.197	.104	.031	.190	.102	.031	
6.0	.204	.102	.029	.200	.101	.029	.192	.099	.029	.186	.096	.028	.179	.094	.028	
7.0	.191	.094	.027	.188	.093	.027	.181	.091	.026	.175	.090	.026	.169	.088	.026	
8.0	.179	.088	.025	.176	.087	.025	.170	.085	.024	.165	.083	.024	.159	.082	.024	
9.0	.169	.082	.023	.166	.081	.023	.161	.079	.023	.155	.078	.022	.151	.077	.022	
10.0	.159	.076	.021	.157	.076	.021	.152	.074	.021	.147	.073	.021	.143	.072	.021	

r cc	80%			70%			50%			30%			10%			0
r w	50%	30%	10%	50%	30%	10%	50%	30%	10%	50%	30%	10%	50%	30%	10%	0
r fc	20%			20%			20%			20%			20%			0
RCR	RCR:Room Cavity Ratio						Ceiling Cavity Exitance Coefficients(CCEC)									
0.0	.198	.198	.198	.169	.169	.169	.115	.115	.115	.066	.066	.066	.021	.021	.021	
1.0	.185	.164	.145	.158	.140	.125	.108	.097	.086	.062	.056	.050	.020	.018	.016	
2.0	.175	.139	.109	.150	.120	.094	.103	.083	.066	.059	.048	.038	.019	.016	.013	
3.0	.168	.121	.085	.144	.105	.073	.099	.073	.052	.057	.042	.030	.018	.014	.010	
4.0	.160	.108	.068	.137	.093	.059	.094	.065	.042	.055	.038	.025	.018	.012	.008	
5.0	.153	.097	.056	.131	.084	.049	.091	.059	.035	.052	.035	.021	.017	.011	.007	
6.0	.146	.089	.048	.126	.077	.042	.087	.054	.030	.050	.032	.018	.016	.010	.006	
7.0	.140	.082	.042	.120	.071	.036	.083	.050	.026	.048	.029	.015	.016	.010	.005	
8.0	.134	.076	.037	.115	.066	.032	.080	.046	.023	.046	.027	.014	.015	.009	.005	
9.0	.128	.071	.033	.110	.062	.029	.076	.044	.021	.044	.026	.012	.014	.008	.004	
10.0	.123	.067	.030	.106	.058	.026	.073	.041	.019	.043	.024	.011	.014	.008	.004	

C Range: 0 - 360DEG
 C Interval: 15.0DEG
 Test Speed: HIGH
 Temperature:25.3DEG
 Operators:
 Test Date:2022-02-28

g Range: 0 - 180DEG
 g Interval: 5.0DEG
 Test System:EVERFINE GO-2000B_V1 SYSTEM V2.00.426
 Humidity:65.0%
 Test Distance:8.000m [K=1.0500]
 Remarks:

UGR(Unified Glare Rating) Table

Test:U:120.08V I:0.1494A P:14.606W PF:0.8141 Freq:59.98Hz Lamp Flux:1067.18x1 lm										
NAME: LED DOWNLIGHT					TYPE:			WEIGHT:		
SPEC.:					DIM.:			SERIAL No.:		
MFR.: ASD LIGHT CORP					SUR.:			Shielding Angle:		
ceiling/cavity	0.7	0.7	0.5	0.5	0.3	0.7	0.7	0.5	0.5	0.3
walls	0.5	0.3	0.5	0.3	0.3	0.5	0.3	0.5	0.3	0.3
working plane	0.2	0.2	0.2	0.2	0.2	0.2	0.2	0.2	0.2	0.2
Room dimensions	Viewed crosswise					Viewed endwise				
x = 2H y = 2H	16.6	18.1	17.0	18.5	18.8	16.0	17.5	16.3	17.8	18.2
3H	17.7	19.0	18.1	19.4	19.8	16.4	17.8	16.8	18.1	18.5
4H	17.7	19.0	18.1	19.4	19.8	16.4	17.7	16.8	18.0	18.4
6H	17.7	18.9	18.1	19.3	19.7	16.3	17.5	16.8	17.9	18.3
8H	17.7	18.8	18.1	19.2	19.6	16.3	17.4	16.8	17.9	18.3
12H	17.6	18.7	18.1	19.1	19.6	16.3	17.4	16.7	17.8	18.2
4H 2H	16.9	18.2	17.3	18.6	19.0	16.5	17.8	16.9	18.1	18.5
3H	18.1	19.1	18.5	19.5	20.0	17.0	18.0	17.4	18.4	18.9
4H	18.1	19.1	18.6	19.5	20.0	16.9	17.9	17.4	18.3	18.8
6H	18.1	18.9	18.6	19.4	19.9	16.9	17.7	17.4	18.2	18.7
8H	18.1	18.9	18.6	19.3	19.8	16.9	17.7	17.4	18.1	18.6
12H	18.1	18.8	18.6	19.3	19.7	16.9	17.5	17.4	18.0	18.5
8H 4H	18.1	18.8	18.6	19.3	19.8	17.0	17.7	17.4	18.2	18.7
6H	18.1	18.7	18.6	19.2	19.7	16.9	17.5	17.4	18.1	18.6
8H	18.0	18.6	18.5	19.1	19.6	16.9	17.5	17.4	18.0	18.5
12H	18.0	18.5	18.5	19.0	19.6	16.9	17.4	17.4	17.9	18.5
12H 4H	18.0	18.7	18.5	19.2	19.7	16.9	17.6	17.4	18.1	18.6
6H	18.0	18.6	18.6	19.1	19.6	16.9	17.5	17.4	17.9	18.5
8H	18.0	18.5	18.5	19.0	19.6	16.9	17.4	17.4	17.9	18.5
CIE190: 2010										

CIE190: 2010
Area: 0.1 m2

C Range: 0 - 360DEG
C Interval: 15.0DEG
Test Speed: HIGH
Temperature:25.3DEG
Operators:
Test Date:2022-02-28

g Range: 0 - 180DEG
g Interval: 5.0DEG
Test System:EVERFINE GO-2000B_V1 SYSTEM V2.00.426
Humidity:65.0%
Test Distance:8.000m [K=1.0500]
Remarks:

UTILIZATION FACTORS TABLE

Test:U:120.08V I:0.1494A P:14.606W PF:0.8141 Freq:59.98Hz Lamp Flux:1067.18x1 lm		
NAME: LED DOWNLIGHT	TYPE:	WEIGHT:
SPEC.:	DIM.:	SERIAL No.:
MFR.: ASD LIGHT CORP	SUR.:	Shielding Angle:

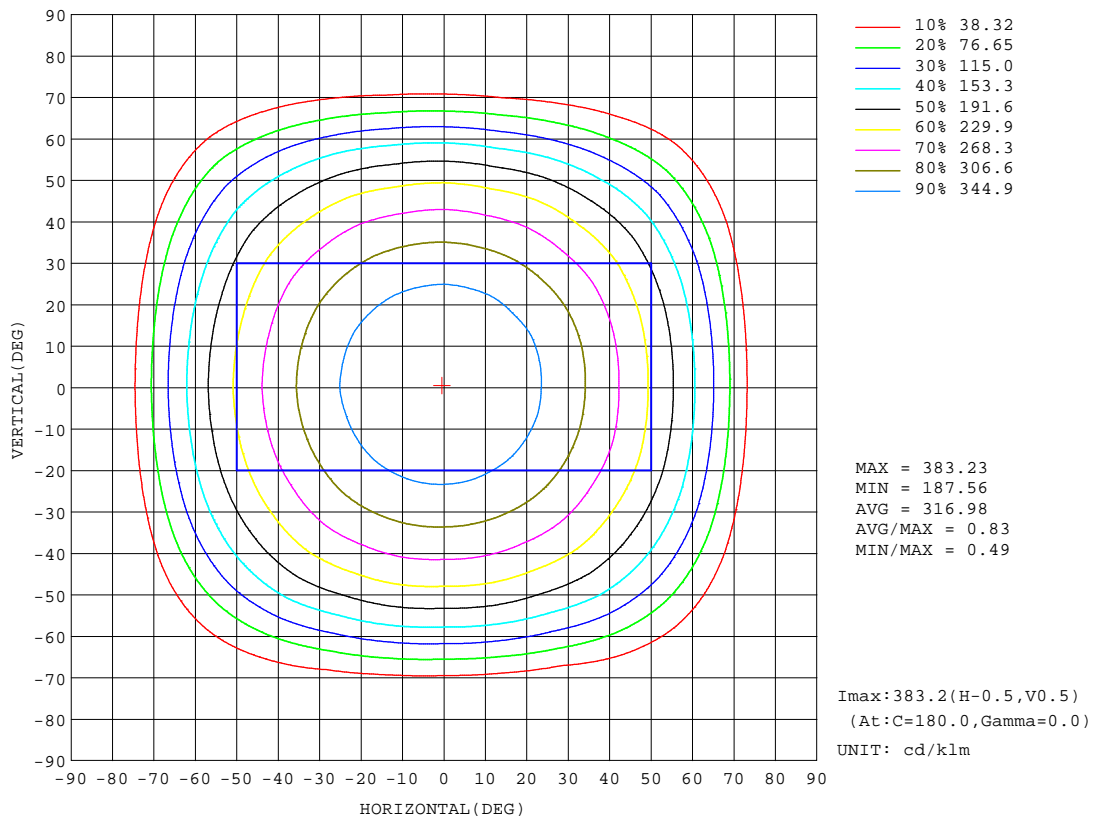
REFLECTANCE										
Ceiling	0.8	0.8	0.8	0.7	0.7	0.7	0.5	0.5	0.5	0
Walls	0.7	0.5	0.3	0.7	0.5	0.3	0.7	0.5	0.3	0
Working plane	0.2	0.2	0.2	0.2	0.2	0.2	0.2	0.2	0.2	0
ROOM INDEX	UTILIZATION FACTORS (PERCENT) $k(RI) \times RCR = 5$									
k = 0.60	59	48	41	59	48	41	57	47	41	35
0.80	70	59	52	69	58	52	67	58	51	45
1.00	79	68	62	78	68	61	75	69	61	54
1.25	86	76	70	85	76	69	82	74	68	62
1.50	91	82	76	89	81	75	86	79	74	67
2.00	98	90	84	96	89	83	92	86	82	74
2.50	101	94	89	99	93	88	95	90	86	78
3.00	104	98	93	102	97	92	98	94	90	82
4.00	108	103	99	105	101	97	101	98	95	86
5.00	110	106	102	107	104	101	103	100	97	88
ROOM INDEX	UF(total)									Direct
According to DIN EN 13032-2 2004			Suspended				SHRNOM = 1.25			

C Range: 0 - 360DEG
 C Interval: 15.0DEG
 Test Speed: HIGH
 Temperature: 25.3DEG
 Operators:
 Test Date: 2022-02-28

g Range: 0 - 180DEG
 g Interval: 5.0DEG
 Test System: EVERFINE GO-2000B_V1 SYSTEM V2.00.426
 Humidity: 65.0%
 Test Distance: 8.000m [K=1.0500]
 Remarks:

ISOCANDELA DIAGRAM

Test:U:120.08V I:0.1494A P:14.606W PF:0.8141 Freq:59.98Hz Lamp Flux:1067.18x1 lm		
NAME: LED DOWNLIGHT	TYPE:	WEIGHT:
SPEC.:	DIM.:	SERIAL No.:
MFR.: ASD LIGHT CORP	SUR.:	Shielding Angle:



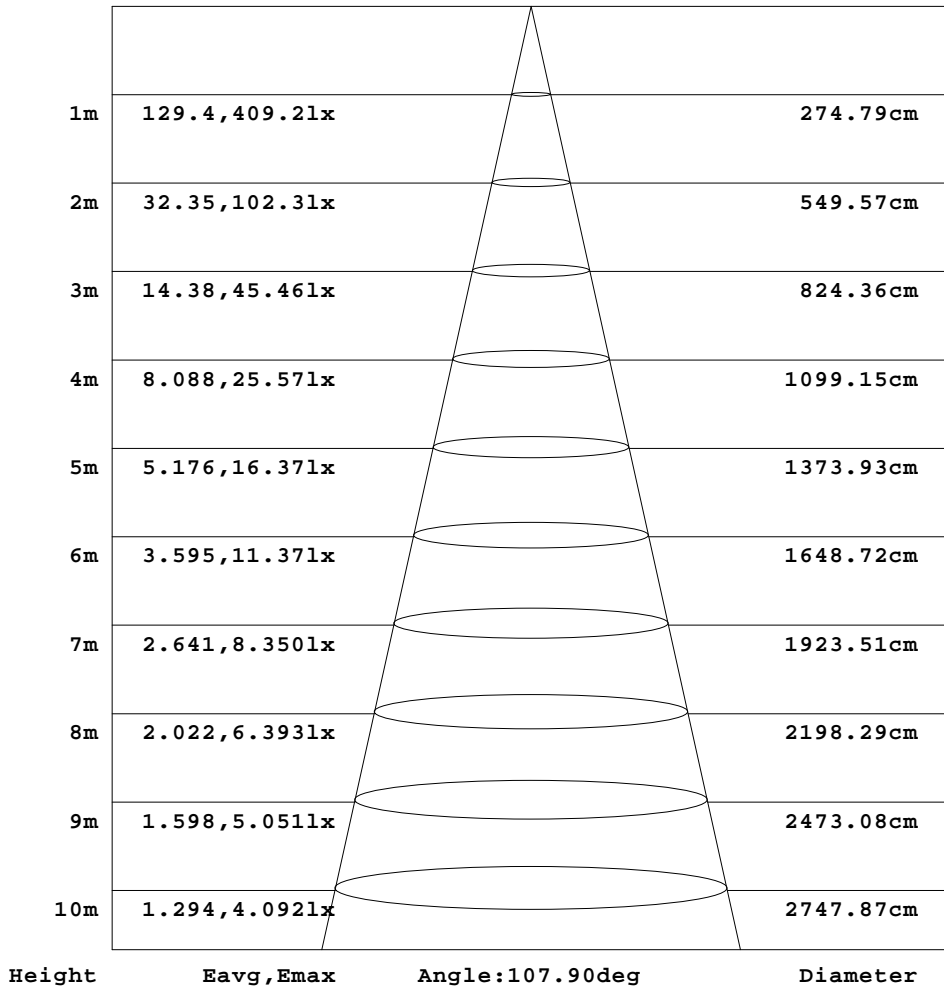
C Range: 0 - 360DEG
 C Interval: 15.0DEG
 Test Speed: HIGH
 Temperature:25.3DEG
 Operators:
 Test Date:2022-02-28

g Range: 0 - 180DEG
 g Interval: 5.0DEG
 Test System:EVERFINE GO-2000B_V1 SYSTEM V2.00.426
 Humidity:65.0%
 Test Distance:8.000m [K=1.0500]
 Remarks:

AAI Figure

Test:U:120.08V I:0.1494A P:14.606W PF:0.8141 Freq:59.98Hz Lamp Flux:1067.18x1 lm		
NAME: LED DOWNLIGHT	TYPE:	WEIGHT:
SPEC.:	DIM.:	SERIAL No.:
MFR.: ASD LIGHT CORP	SUR.:	Shielding Angle:

Flux out:829.2 lm



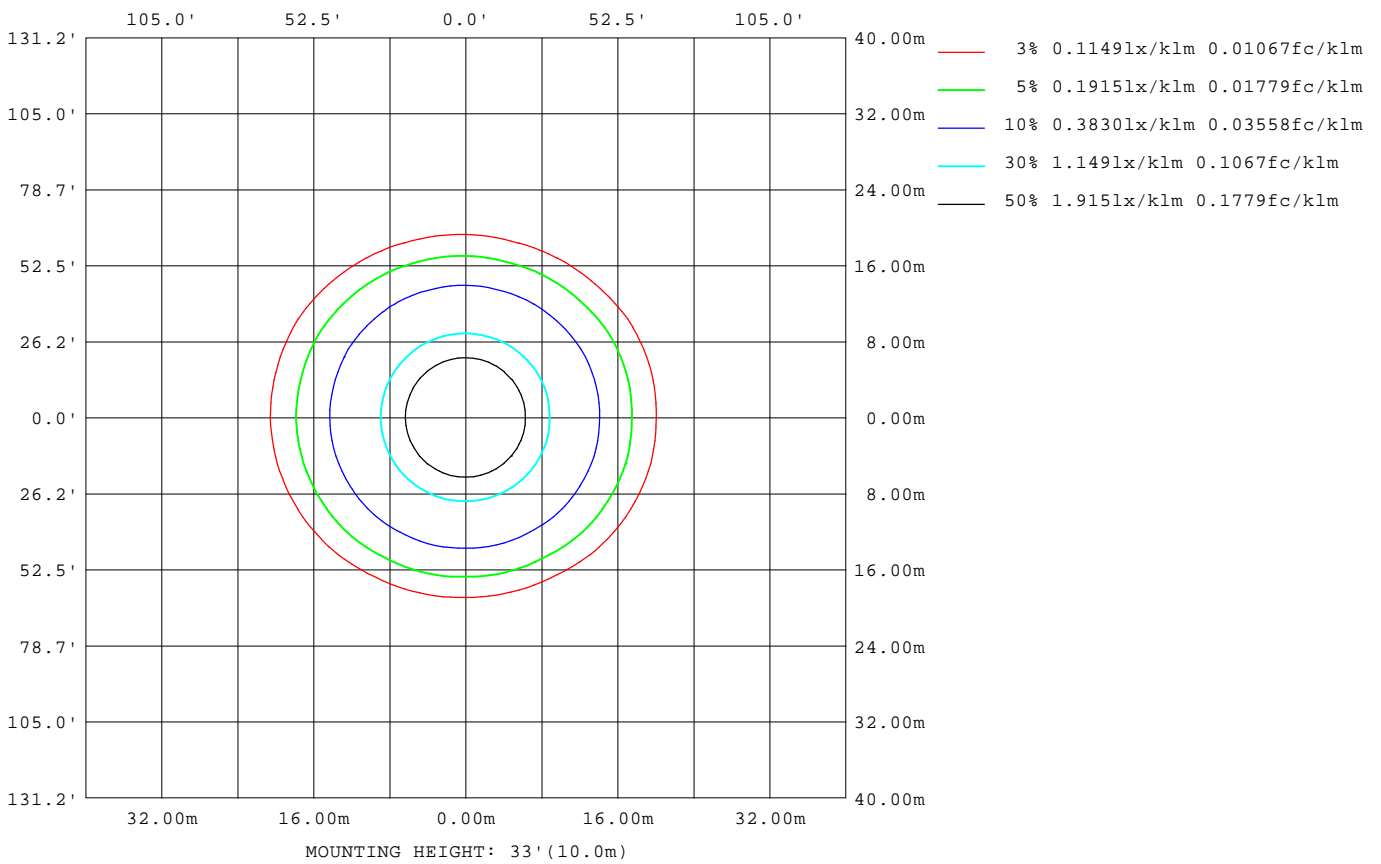
Note: The Curves indicate the illuminated area and the average illumination when the luminaire is at different distance.

C Range: 0 - 360DEG
 C Interval: 15.0DEG
 Test Speed: HIGH
 Temperature: 25.3DEG
 Operators:
 Test Date: 2022-02-28

g Range: 0 - 180DEG
 g Interval: 5.0DEG
 Test System: EVERFINE GO-2000B_V1 SYSTEM V2.00.426
 Humidity: 65.0%
 Test Distance: 8.000m [K=1.0500]
 Remarks:

ISOLUX DIAGRAM

Test:U:120.08V I:0.1494A P:14.606W PF:0.8141 Freq:59.98Hz Lamp Flux:1067.18x1 lm		
NAME: LED DOWNLIGHT	TYPE:	WEIGHT:
SPEC.:	DIM.:	SERIAL No.:
MFR.: ASD LIGHT CORP	SUR.:	Shielding Angle:



C Range: 0 - 360DEG
 C Interval: 15.0DEG
 Test Speed: HIGH
 Temperature: 25.3DEG
 Operators:
 Test Date: 2022-02-28

g Range: 0 - 180DEG
 g Interval: 5.0DEG
 Test System: EVERFINE GO-2000B_V1 SYSTEM V2.00.426
 Humidity: 65.0%
 Test Distance: 8.000m [K=1.0500]
 Remarks:

LED Avg.L Report

Test:U:120.08V I:0.1494A P:14.606W PF:0.8141 Freq:59.98Hz Lamp Flux:1067.18x1 lm		
NAME: LED DOWNLIGHT	TYPE:	WEIGHT:
SPEC.:	DIM.:	SERIAL No.:
MFR.: ASD LIGHT CORP	SUR.:	Shielding Angle:

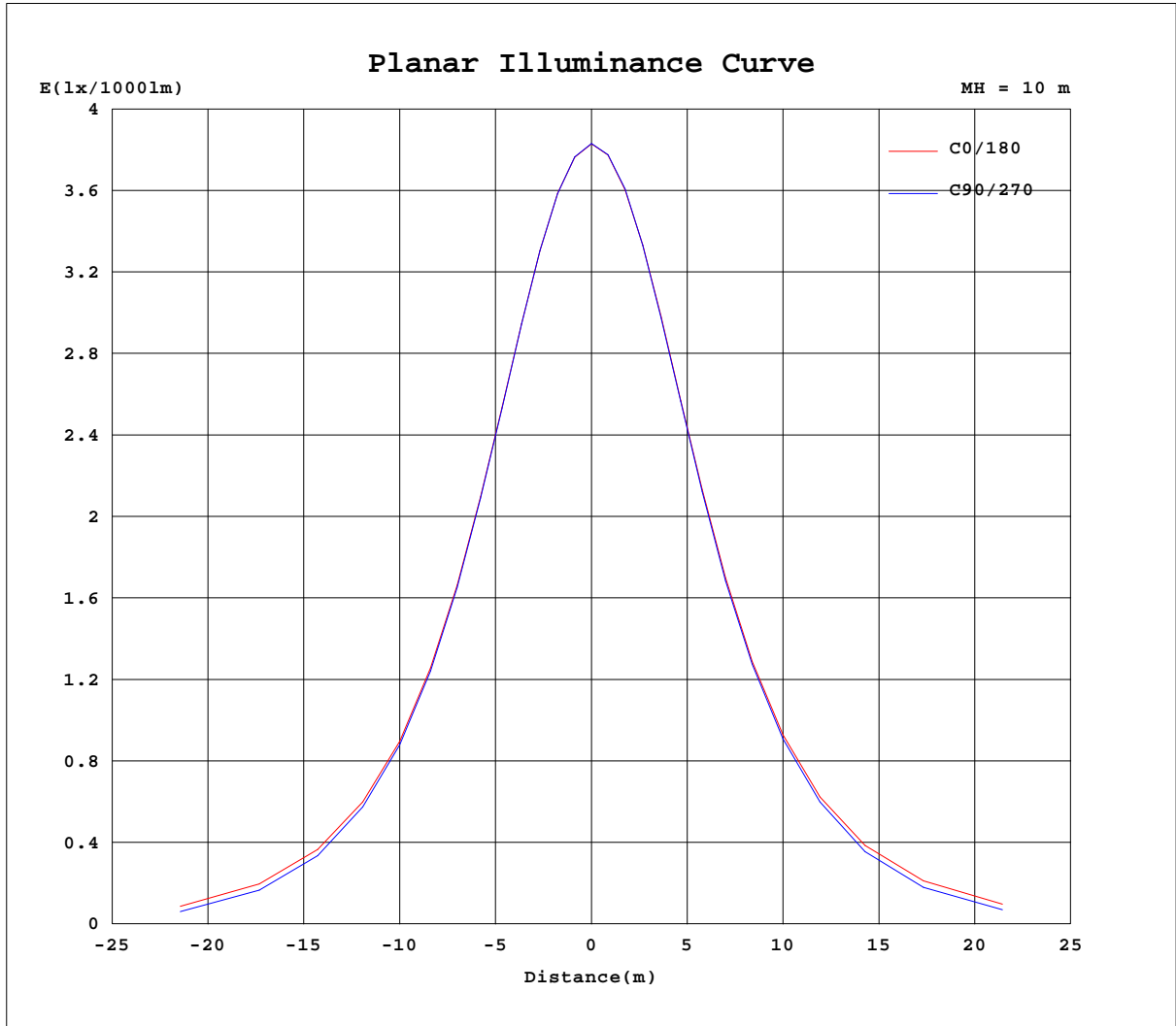
AvgL	cd/m2
L_0~180(65)av	3107
L_0~180(75)av	1151
L_0~180(85)av	442
L_90~270(65)av	2213
L_90~270(75)av	473
L_90~270(85)av	213
L_45(65)av	2707
L_45(75)av	699
L_45(85)av	292

Standard: GB/T 29293-2012

C Range: 0 - 360DEG
C Interval: 15.0DEG
Test Speed: HIGH
Temperature:25.3DEG
Operators:
Test Date:2022-02-28

g Range: 0 - 180DEG
g Interval: 5.0DEG
Test System:EVERFINE GO-2000B_V1 SYSTEM V2.00.426
Humidity:65.0%
Test Distance:8.000m [K=1.0500]
Remarks:

Planar Illuminance Curve



C Range: 0 - 360DEG
 C Interval: 15.0DEG
 Test Speed: HIGH
 Temperature: 25.3DEG
 Operators:
 Test Date: 2022-02-28

g Range: 0 - 180DEG
 g Interval: 5.0DEG
 Test System: EVERFINE GO-2000B_V1 SYSTEM V2.00.426
 Humidity: 65.0%
 Test Distance: 8.000m [K=1.0500]
 Remarks:

LUMINOUS DISTRIBUTION INTENSITY DATA

Test:U:120.08V I:0.1494A P:14.606W PF:0.8141 Freq:59.98Hz Lamp Flux:1067.18x1 lm		
NAME: LED DOWNLIGHT	TYPE:	WEIGHT:
SPEC.:	DIM.:	SERIAL No.:
MFR.: ASD LIGHT CORP	SUR.:	Shielding Angle:

Table--1

UNIT: cd/klm

C(DEG) g (DEG)	0	15	30	45	60	75	90	105	120	135	150	165	180	195	210	225	240	255	270
0	383	383	383	383	383	383	383	383	383	383	383	383	383	383	383	383	383	383	383
5	381	381	380	381	380	381	381	381	382	382	382	382	382	382	382	382	382	382	382
10	376	376	375	375	375	376	375	376	376	377	377	377	377	378	378	377	378	377	378
15	367	367	366	366	366	367	367	367	368	368	369	369	370	370	370	370	370	370	370
20	355	355	355	354	354	354	355	355	356	357	357	358	359	359	359	359	359	359	358
25	341	340	339	339	339	340	340	341	341	342	343	344	345	345	346	345	345	345	345
30	323	323	322	322	321	321	322	323	324	325	326	327	329	329	329	328	328	328	327
35	303	303	302	301	300	301	301	302	303	305	306	307	309	309	310	309	309	307	307
40	280	281	278	278	276	277	276	278	279	283	283	285	287	287	288	286	286	284	284
45	254	255	252	252	249	250	249	252	253	257	257	261	263	262	264	261	261	257	257
50	226	227	223	223	218	218	217	220	222	228	229	233	235	234	236	232	231	226	226
55	194	195	191	188	181	180	178	183	186	194	197	202	205	204	205	199	196	190	189
60	158	158	154	148	138	135	133	138	142	154	160	166	170	169	169	162	155	147	144
65	116	116	110	101	88.5	83.2	81.7	86.7	93.9	107	118	125	130	130	128	118	107	97.5	93.6
70	66.8	66.1	59.4	49.4	37.8	33.9	33.4	37.5	43.3	56.4	68.7	77.6	82.8	82.5	79.4	66.7	54.7	45.7	43.1
75	21.8	21.1	17.9	13.6	10.6	10.2	10.3	11.0	12.0	16.7	24.5	30.5	34.0	33.2	30.7	22.1	16.1	13.1	12.6
80	6.88	6.77	6.39	6.01	5.70	5.71	5.70	6.00	6.30	6.78	7.32	8.03	8.58	8.39	8.18	7.32	6.97	6.65	6.49
85	2.93	2.75	2.16	1.79	1.43	1.41	1.37	1.59	1.80	2.48	3.06	3.75	4.29	4.14	3.78	3.19	2.77	2.32	2.11
90	0.41	0.49	0.51	0.41	0.48	0.39	0.35	0.28	0.26	0.27	0.30	0.34	0.46	0.38	0.32	0.25	0.21	0.19	0.19
95	0.56	0.61	0.64	0.53	0.62	0.56	0.49	0.44	0.40	0.41	0.42	0.46	0.44	0.49	0.51	0.40	0.47	0.45	0.40
100	0.74	0.80	0.82	0.70	0.78	0.72	0.66	0.61	0.58	0.58	0.61	0.64	0.60	0.65	0.65	0.54	0.60	0.59	0.54
105	0.95	0.99	1.00	0.88	0.95	0.91	0.87	0.81	0.78	0.78	0.81	0.84	0.80	0.82	0.83	0.72	0.78	0.76	0.73
110	1.18	1.20	1.21	1.09	1.16	1.12	1.08	1.02	1.00	1.00	1.02	1.05	1.00	1.02	1.02	0.93	0.98	0.96	0.93
115	1.39	1.41	1.43	1.31	1.37	1.34	1.29	1.24	1.22	1.22	1.25	1.27	1.22	1.23	1.22	1.13	1.19	1.17	1.15
120	1.59	1.61	1.61	1.52	1.58	1.53	1.51	1.45	1.44	1.43	1.46	1.48	1.42	1.42	1.41	1.34	1.39	1.38	1.35
125	1.81	1.81	1.81	1.71	1.77	1.73	1.70	1.66	1.64	1.62	1.64	1.67	1.60	1.60	1.60	1.52	1.58	1.57	1.55
130	2.04	2.00	2.00	1.89	1.95	1.92	1.89	1.84	1.82	1.81	1.83	1.85	1.79	1.78	1.77	1.69	1.75	1.76	1.75
135	2.21	2.20	2.15	2.05	2.06	2.09	2.07	2.02	1.99	1.96	1.98	2.03	1.96	1.96	1.94	1.86	1.92	1.93	1.92
140	2.30	2.31	2.31	2.15	2.18	2.26	2.24	2.19	2.15	2.10	2.16	2.19	2.13	2.12	2.11	1.97	2.08	2.07	2.11
145	2.42	2.41	2.34	2.32	2.39	2.36	2.36	2.31	2.32	2.28	2.29	2.34	2.26	2.25	2.18	2.17	2.20	2.25	2.22
150	2.66	2.49	2.49	2.48	2.49	2.48	2.48	2.45	2.44	2.45	2.45	2.46	2.37	2.35	2.34	2.35	2.33	2.32	2.39
155	2.79	2.63	2.76	2.73	2.63	2.64	2.62	2.60	2.61	2.58	2.62	2.61	2.52	2.51	2.50	2.51	2.56	2.51	2.55
160	2.82	2.75	2.82	2.80	2.80	2.80	2.76	2.82	2.77	2.71	2.77	2.80	2.70	2.66	2.68	2.68	2.77	2.68	2.69
165	2.92	2.87	2.91	2.94	2.92	2.91	2.91	2.89	2.88	2.83	2.87	2.88	2.84	2.80	2.82	2.85	2.81	2.80	2.86
170	2.98	2.96	2.97	2.97	2.98	2.98	2.97	2.95	2.94	2.96	2.97	2.95	2.90	2.92	2.91	2.91	2.90	2.90	2.92
175	3.06	3.05	3.06	3.05	3.06	3.05	3.05	3.03	3.03	3.05	3.06	3.04	3.02	3.01	3.02	3.02	3.00	3.01	3.00
180	3.09	3.08	3.09	3.10	3.09	3.08	3.09	3.09	3.10	3.11	3.10	3.09	3.08	3.08	3.08	3.10	3.09	3.09	3.08

C Range: 0 - 360DEG
 C Interval: 15.0DEG
 Test Speed: HIGH
 Temperature:25.3DEG
 Operators:
 Test Date:2022-02-28

g Range: 0 - 180DEG
 g Interval: 5.0DEG
 Test System:EVERFINE GO-2000B_V1 SYSTEM V2.00.426
 Humidity:65.0%
 Test Distance:8.000m [K=1.0500]
 Remarks:

LUMINOUS DISTRIBUTION INTENSITY DATA

Test:U:120.08V I:0.1494A P:14.606W PF:0.8141 Freq:59.98Hz Lamp Flux:1067.18x1 lm		
NAME: LED DOWNLIGHT	TYPE:	WEIGHT:
SPEC.:	DIM.:	SERIAL No.:
MFR.: ASD LIGHT CORP	SUR.:	Shielding Angle:

Table--2

UNIT: cd/klm

C(DEG) g (DEG)	285	300	315	330	345															
0	383	383	383	383	383															
5	382	382	381	382	382															
10	377	377	376	377	376															
15	369	369	368	369	368															
20	358	358	357	357	357															
25	344	344	343	343	342															
30	326	326	325	326	325															
35	306	306	305	306	305															
40	282	283	282	283	282															
45	255	257	255	258	256															
50	223	226	225	229	228															
55	186	189	191	196	196															
60	141	146	150	159	160															
65	91.2	96.1	103	114	118															
70	41.4	45.5	52.9	65.0	69.5															
75	11.9	12.7	15.3	22.1	24.2															
80	6.30	6.38	6.34	6.74	6.97															
85	1.89	1.95	2.09	2.51	2.89															
90	0.20	0.20	0.22	0.24	0.31															
95	0.35	0.33	0.35	0.38	0.44															
100	0.51	0.50	0.52	0.55	0.61															
105	0.70	0.69	0.72	0.75	0.81															
110	0.91	0.89	0.92	0.95	1.02															
115	1.13	1.11	1.15	1.18	1.24															
120	1.35	1.35	1.37	1.39	1.50															
125	1.56	1.56	1.57	1.62	1.70															
130	1.77	1.77	1.74	1.81	1.90															
135	1.95	1.96	1.90	1.92	2.01															
140	2.08	2.06	2.06	2.10	2.15															
145	2.25	2.23	2.21	2.23	2.29															
150	2.42	2.36	2.45	2.39	2.43															
155	2.61	2.57	2.59	2.57	2.63															
160	2.76	2.74	2.70	2.74	2.78															
165	2.86	2.87	2.83	2.84	2.87															
170	2.93	2.95	2.94	2.93	2.95															
175	3.02	3.04	3.06	3.05	3.04															
180	3.08	3.09	3.11	3.11	3.10															

C Range: 0 - 360DEG
 C Interval: 15.0DEG
 Test Speed: HIGH
 Temperature:25.3DEG
 Operators:
 Test Date:2022-02-28

g Range: 0 - 180DEG
 g Interval: 5.0DEG
 Test System:EVERFINE GO-2000B_V1 SYSTEM V2.00.426
 Humidity:65.0%
 Test Distance:8.000m [K=1.0500]
 Remarks: