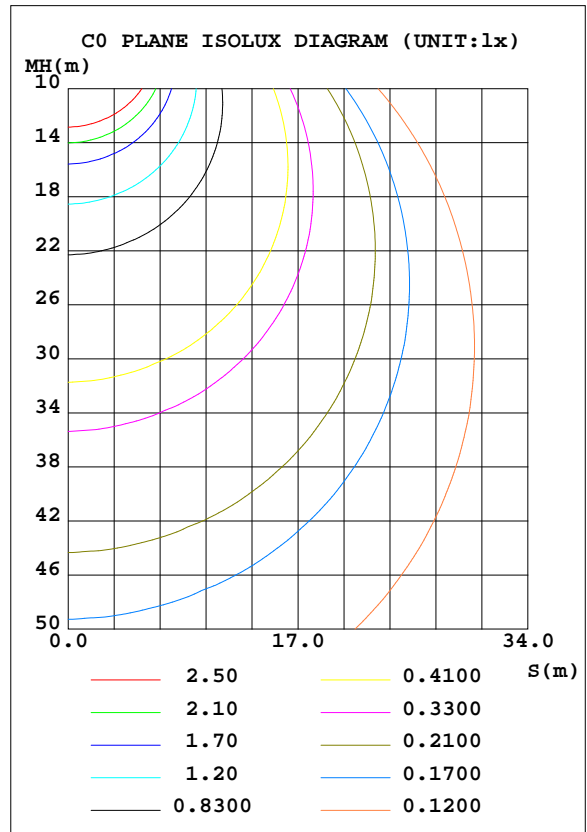
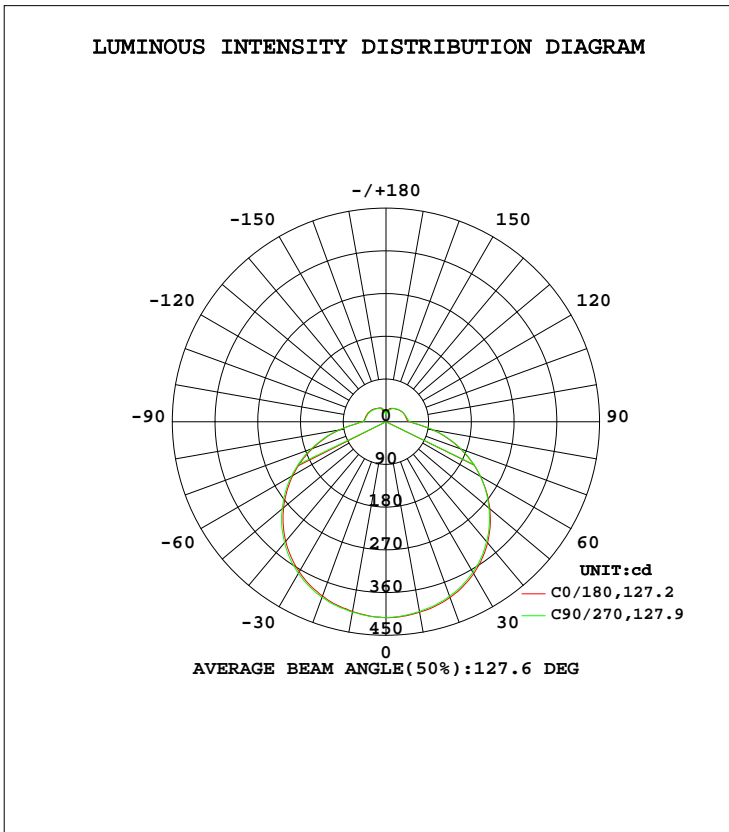


LUMINAIRE PHOTOMETRIC TEST REPORT

Test:U:119.9V I:0.2603A P:29.07W PF:0.9310 Lamp Flux:1679.17x1 lm		
NAME: LED luminaires	TYPE:N/A	WEIGHT:N/A
SPEC.:ASD-LFC-LF-16D28-AC-NKBK-5000K	DIM.: N/A	SERIAL No.:N/A
MFR.: ASD Lighting Corp	SUR.:N/A	Shielding Angle:N/A

DATA OF LAMP		PHOTOMETRIC DATA Eff: 57.76 lm/W			
MODEL	PSZ2S221111007-10	I _{max} (cd)	412.9	S/MH(C0/180)	1.33
NOMINAL POWER(W)		LOR(%)	100.0	S/MH(C90/270)	1.32
RATED VOLTAGE(V)	120	TOTAL FLUX(lm)	1679.2	η UP, DN(C0-180)	7.3,42.7
NOMINAL FLUX(lm)	1679.17	CIE CLASS	SEMI-D.	η UP, DN(C180-360)	7.4,42.6
LAMPS INSIDE	1	η up(%)	14.7	CIBSE SHR NOM	1.50
TEST VOLTAGE(V)	120	η down(%)	85.3	CIBSE SHR MAX	1.55



C Range: 0 - 360DEG
 C Interval: 22.5DEG
 Test Speed: HIGH
 Temperature:25.1DEG
 Operators:Evan
 Test Date:2022-11-21

γ Range: 0 - 180DEG
 γ Interval: 1.0DEG
 Test System:EVERFINE GO-R5000_V2 SYSTEM V2.0.351
 Humidity:44%
 Test Distance:2.532m [K=1.0000]
 Remarks:

ZONAL FLUX DIAGRAM

ZONAL FLUX DIAGRAM:

γ	C0	C45	C90	C135	C180	C225	C270	C315	γ	Φ zone	Φ total	%lum,lamp
10	406.1	406.5	407.4	408.3	407.6	407.6	406.3	405.1	0- 10	39.09	39.09	2.33,2.33
20	391.0	391.8	393.8	395.4	394.1	393.4	391.2	389.9	10- 20	113.3	152.4	9.08,9.08
30	365.4	366.4	368.9	370.9	369.5	368.6	365.9	364.3	20- 30	176.0	328.4	19.6,19.6
40	328.6	329.6	332.8	335.1	333.3	332.1	329.9	327.5	30- 40	219.6	548.0	32.6,32.6
50	281.5	281.9	285.8	288.5	285.9	284.9	283.3	280.7	40- 50	238.3	786.2	46.8,46.8
60	226.6	226.3	230.4	233.3	229.7	230.1	229.5	226.3	50- 60	230.2	1016	60.5,60.5
70	164.7	163.6	167.8	171.0	167.2	168.5	168.6	164.7	60- 70	196.8	1213	72.3,72.3
80	98.90	98.07	101.2	103.8	101.0	102.3	101.6	97.88	70- 80	141.8	1355	80.7,80.7
90	49.92	48.77	49.24	50.13	49.17	50.69	51.19	49.91	80- 90	77.51	1433	85.3,85.3
100	44.79	43.90	43.55	43.70	43.77	44.97	45.12	44.92	90-100	50.14	1483	88.3,88.3
110	43.34	42.46	41.87	41.87	42.06	42.47	42.87	42.96	100-110	45.93	1529	91,91
120	41.41	40.61	40.31	39.78	40.08	40.48	40.68	41.14	110-120	41.27	1570	93.5,93.5
130	38.87	37.84	37.66	37.34	37.51	37.83	37.82	38.36	120-130	35.29	1605	95.6,95.6
140	36.00	34.97	35.10	34.69	34.59	34.92	35.18	35.38	130-140	28.34	1634	97.3,97.3
150	33.14	32.75	32.77	32.75	32.28	32.57	32.89	32.64	140-150	21.32	1655	98.6,98.6
160	31.26	30.35	30.64	27.60	29.99	29.98	27.60	28.95	150-160	14.52	1669	99.4,99.4
170	24.47	25.45	24.47	23.25	24.78	23.86	22.81	22.98	160-170	7.801	1677	99.9,99.9
180	21.77	24.50	21.22	20.95	21.63	22.06	21.12	20.62	170-180	1.977	1679	100,100
DEG	LUMINOUS INTENSITY:cd									UNIT:lm		

Conical surface Flux(90deg): 666.44 lm

%lum = 39.7%
%lamp = 39.7%

Conical surface Flux(120deg): 1016.5 lm

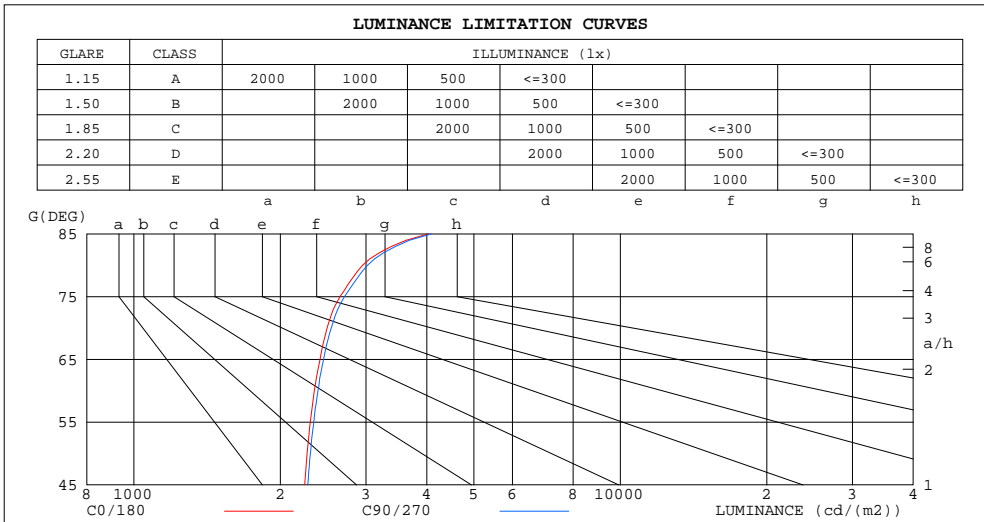
%lum = 60.5%
%lamp = 60.5%

C Range: 0 - 360DEG
C Interval: 22.5DEG
Test Speed: HIGH
Temperature:25.1DEG
Operators:Evan
Test Date:2022-11-21

γ Range: 0 - 180DEG
γ Interval: 1.0DEG
Test System:EVERFINE GO-R5000_V2 SYSTEM V2.0.351
Humidity:44%
Test Distance:2.532m [K=1.0000]
Remarks:

LUMINANCE LIMITATION CURVES

Test:U:119.9V I:0.2603A P:29.07W PF:0.9310 Lamp Flux:1679.17x1 lm		
NAME: LED luminaires	TYPE:N/A	WEIGHT:N/A
SPEC.:ASD-LFC-LF-16D28-AC-NKBK-5000K	DIM.: N/A	SERIAL No.:N/A
MFR.:ASD Lighting Corp	SUR.:N/A	Shielding Angle:N/A



LUMINANCE cd/(m2)		
G (DEG)	C0/180	C90/270
85	4033	4089
80	2952	3022
75	2654	2711
70	2496	2544
65	2413	2454
60	2349	2390
55	2304	2343
50	2270	2306
45	2245	2277

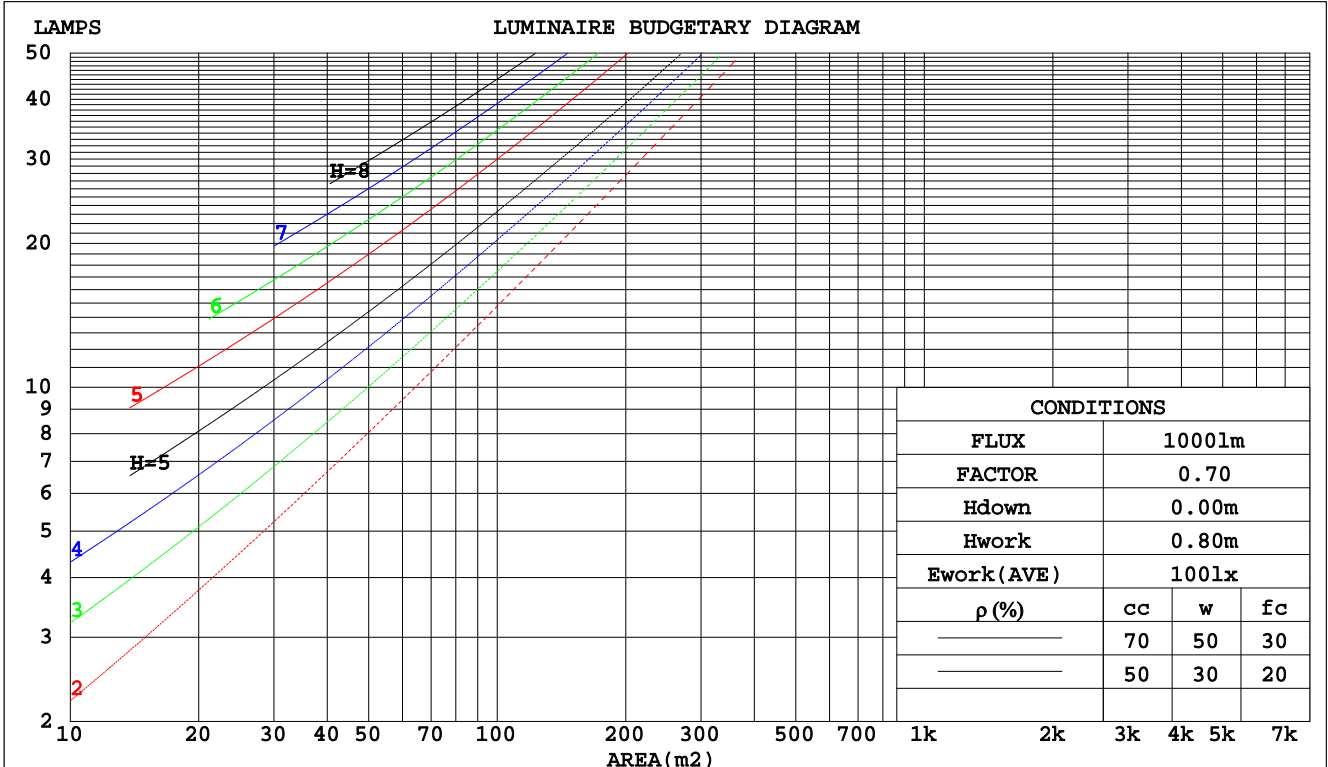
C Range: 0 - 360DEG
 C Interval: 22.5DEG
 Test Speed: HIGH
 Temperature:25.1DEG
 Operators:Evan
 Test Date:2022-11-21

γ Range: 0 - 180DEG
 γ Interval: 1.0DEG
 Test System:EVERFINE GO-R5000_V2 SYSTEM V2.0.351
 Humidity:44%
 Test Distance:2.532m [K=1.0000]
 Remarks:

CU AND LUMINAIRE BUDGETARY ESTIMATE DIAGRAM

Test:U:119.9V I:0.2603A P:29.07W PF:0.9310 Lamp Flux:1679.17x1 lm		
NAME: LED luminaires	TYPE:N/A	WEIGHT:N/A
SPEC.:ASD-LFC-LF-16D28-AC-NKBK-5000K	DIM.: N/A	SERIAL No.:N/A
MFR.: ASD Lighting Corp	SUR.:N/A	Shielding Angle:N/A

pcc	80%			70%			50%			30%			10%			0
	50%	30%	10%	50%	30%	10%	50%	30%	10%	50%	30%	10%	50%	30%	10%	0
pw																0
pfc																0
RCR	RCR:Room Cavity Ratio															
	Coefficients of Utilization(CU)															
0.0	1.16	1.16	1.16	1.11	1.11	1.11	1.03	1.03	1.03	.95	.95	.95	.89	.89	.89	.85
1.0	.98	.93	.89	.95	.90	.86	.88	.84	.81	.81	.78	.76	.75	.73	.71	.68
2.0	.85	.77	.71	.81	.75	.69	.75	.70	.65	.70	.65	.61	.65	.61	.58	.55
3.0	.74	.65	.58	.71	.63	.56	.66	.59	.54	.61	.55	.51	.57	.52	.48	.45
4.0	.65	.56	.48	.62	.54	.47	.58	.51	.45	.54	.48	.43	.50	.45	.41	.38
5.0	.57	.48	.41	.55	.47	.40	.52	.44	.39	.48	.42	.37	.45	.39	.35	.33
6.0	.51	.42	.36	.50	.41	.35	.46	.39	.33	.43	.37	.32	.40	.35	.31	.28
7.0	.46	.38	.31	.45	.37	.31	.42	.35	.29	.39	.33	.28	.37	.31	.27	.25
8.0	.42	.34	.28	.41	.33	.27	.38	.31	.26	.36	.30	.25	.34	.28	.24	.22
9.0	.39	.30	.25	.37	.30	.24	.35	.28	.23	.33	.27	.22	.31	.26	.22	.20
10.0	.36	.28	.22	.34	.27	.22	.32	.26	.21	.31	.25	.20	.29	.23	.20	.18



C Range: 0 - 360DEG
 C Interval: 22.5DEG
 Test Speed: HIGH
 Temperature:25.1DEG
 Operators:Evan
 Test Date:2022-11-21

γ Range: 0 - 180DEG
 γ Interval: 1.0DEG
 Test System:EVERFINE GO-R5000_V2 SYSTEM V2.0.351
 Humidity:44%
 Test Distance:2.532m [K=1.0000]
 Remarks:

WEC AND CCEC

Test:U:119.9V I:0.2603A P:29.07W PF:0.9310 Lamp Flux:1679.17x1 lm		
NAME: LED luminaires	TYPE:N/A	WEIGHT:N/A
SPEC.:ASD-LFC-LF-16D28-AC-NKBK-5000K	DIM.: N/A	SERIAL No.:N/A
MFR.:ASD Lighting Corp	SUR.:N/A	Shielding Angle:N/A

ρcc	80%			70%			50%			30%			10%			0
ρw	50%	30%	10%	50%	30%	10%	50%	30%	10%	50%	30%	10%	50%	30%	10%	0
ρfc	20%			20%			20%			20%			20%			0
RCR	RCR:Room Cavity Ratio						Wall Exitance Coefficients(WEC)									
0.0																
1.0	.350	.199	.063	.339	.193	.061	.317	.182	.058	.297	.171	.055	.278	.161	.052	
2.0	.315	.172	.053	.304	.167	.052	.284	.158	.049	.266	.149	.047	.250	.141	.045	
3.0	.284	.151	.045	.275	.147	.044	.257	.139	.042	.241	.132	.040	.226	.125	.039	
4.0	.259	.134	.040	.250	.131	.039	.234	.124	.037	.219	.118	.036	.206	.112	.034	
5.0	.237	.121	.035	.229	.118	.034	.215	.112	.033	.201	.106	.032	.188	.101	.030	
6.0	.218	.109	.031	.211	.107	.031	.198	.101	.030	.186	.096	.028	.174	.092	.027	
7.0	.202	.100	.028	.196	.097	.028	.183	.093	.027	.172	.088	.026	.162	.084	.025	
8.0	.188	.092	.026	.182	.090	.025	.171	.085	.024	.160	.081	.023	.151	.077	.023	
9.0	.175	.085	.024	.170	.083	.023	.160	.079	.022	.150	.075	.022	.141	.072	.021	
10.0	.164	.079	.022	.159	.077	.021	.150	.074	.021	.141	.070	.020	.133	.067	.019	

ρcc	80%			70%			50%			30%			10%			0
ρw	50%	30%	10%	50%	30%	10%	50%	30%	10%	50%	30%	10%	50%	30%	10%	0
ρfc	20%			20%			20%			20%			20%			0
RCR	RCR:Room Cavity Ratio						Ceiling Cavity Exitance Coefficients(CCEC)									
0.0	.302	.302	.302	.258	.258	.258	.176	.176	.176	.101	.101	.101	.032	.032	.032	
1.0	.296	.269	.244	.253	.231	.210	.173	.159	.145	.100	.092	.084	.032	.030	.027	
2.0	.289	.245	.209	.247	.211	.181	.170	.146	.126	.098	.085	.074	.031	.027	.024	
3.0	.281	.229	.186	.241	.197	.162	.166	.137	.113	.096	.080	.067	.031	.026	.022	
4.0	.274	.216	.172	.235	.187	.149	.162	.130	.105	.093	.076	.062	.030	.025	.020	
5.0	.266	.206	.161	.229	.178	.140	.158	.124	.099	.091	.073	.059	.029	.024	.019	
6.0	.259	.198	.154	.223	.171	.134	.154	.120	.095	.089	.071	.056	.029	.023	.019	
7.0	.252	.191	.148	.217	.166	.129	.150	.116	.092	.087	.068	.055	.028	.022	.018	
8.0	.246	.186	.144	.212	.161	.126	.146	.113	.089	.085	.067	.053	.028	.022	.018	
9.0	.240	.181	.141	.206	.157	.123	.143	.110	.087	.083	.065	.052	.027	.021	.017	
10.0	.234	.177	.139	.202	.153	.121	.140	.108	.086	.082	.064	.051	.026	.021	.017	

C Range: 0 - 360DEG
 C Interval: 22.5DEG
 Test Speed: HIGH
 Temperature:25.1DEG
 Operators:Evan
 Test Date:2022-11-21

γ Range: 0 - 180DEG
 γ Interval: 1.0DEG
 Test System:EVERFINE GO-R5000_V2 SYSTEM V2.0.351
 Humidity:44%
 Test Distance:2.532m [K=1.0000]
 Remarks:

UGR(Unified Glare Rating) Table

Test:U:119.9V I:0.2603A P:29.07W PF:0.9310 Lamp Flux:1679.17x1 lm										
NAME: LED luminaires					TYPE:N/A			WEIGHT:N/A		
SPEC.:ASD-LFC-LF-16D28-AC-NKBK-5000K					DIM.: N/A			SERIAL No.:N/A		
MFR.: ASD Lighting Corp					SUR.:N/A			Shielding Angle:N/A		
ceiling/cavity	0.7	0.7	0.5	0.5	0.3	0.7	0.7	0.5	0.5	0.3
walls	0.5	0.3	0.5	0.3	0.3	0.5	0.3	0.5	0.3	0.3
working plane	0.2	0.2	0.2	0.2	0.2	0.2	0.2	0.2	0.2	0.2
Room dimensions	Viewed crosswise					Viewed endwise				
x = 2H y = 2H	15.0	16.3	15.4	16.8	17.3	15.0	16.4	15.5	16.9	17.4
3H	16.9	18.2	17.4	18.7	19.2	17.0	18.3	17.5	18.7	19.3
4H	17.8	19.0	18.3	19.5	20.1	17.9	19.1	18.4	19.6	20.2
6H	18.7	19.8	19.2	20.4	20.9	18.8	19.9	19.3	20.5	21.0
8H	19.1	20.2	19.6	20.7	21.3	19.2	20.3	19.7	20.8	21.4
12H	19.5	20.5	20.0	21.1	21.7	19.6	20.7	20.2	21.2	21.8
4H 2H	15.6	16.8	16.2	17.3	17.9	15.7	16.9	16.2	17.4	18.0
3H	17.8	18.8	18.3	19.4	20.0	17.8	18.9	18.4	19.4	20.0
4H	18.8	19.8	19.4	20.4	21.0	18.9	19.9	19.5	20.5	21.1
6H	19.9	20.7	20.5	21.3	22.0	20.0	20.8	20.6	21.4	22.1
8H	20.4	21.2	21.0	21.8	22.5	20.5	21.3	21.1	21.9	22.6
12H	20.8	21.6	21.5	22.2	22.9	20.9	21.7	21.6	22.3	23.0
8H 4H	19.2	20.0	19.9	20.6	21.3	19.3	20.1	19.9	20.7	21.4
6H	20.5	21.2	21.1	21.8	22.5	20.6	21.2	21.2	21.9	22.6
8H	21.1	21.7	21.8	22.4	23.1	21.2	21.8	21.9	22.5	23.2
12H	21.8	22.3	22.5	23.0	23.7	21.9	22.4	22.5	23.1	23.8
12H 4H	19.3	20.0	19.9	20.7	21.4	19.3	20.1	20.0	20.7	21.4
6H	20.6	21.2	21.3	21.9	22.6	20.7	21.3	21.4	21.9	22.7
8H	21.3	21.8	22.0	22.5	23.3	21.4	21.9	22.1	22.6	23.4
Variations with the observer position at spacings:										
S = 1.0H	+ 0.1 / - 0.1					+ 0.1 / - 0.1				
1.5H	+ 0.2 / - 0.3					+ 0.2 / - 0.3				
2.0H	+ 0.2 / - 0.3					+ 0.2 / - 0.3				

CIE Pub.117 Corrected 1679 lm Total Lamp Luminous Flux.(8log(F/F0) = 1.8)

C Range: 0 - 360DEG
 C Interval: 22.5DEG
 Test Speed: HIGH
 Temperature:25.1DEG
 Operators:Evan
 Test Date:2022-11-21

γ Range: 0 - 180DEG
 γ Interval: 1.0DEG
 Test System:EVERFINE GO-R5000_V2 SYSTEM V2.0.351
 Humidity:44%
 Test Distance:2.532m [K=1.0000]
 Remarks:

UTILIZATION FACTORS TABLE

Test:U:119.9V I:0.2603A P:29.07W PF:0.9310 Lamp Flux:1679.17x1 lm		
NAME: LED luminaires	TYPE:N/A	WEIGHT:N/A
SPEC.:ASD-LFC-LF-16D28-AC-NKBK-5000K	DIM.: N/A	SERIAL No.:N/A
MFR.:ASD Lighting Corp	SUR.:N/A	Shielding Angle:N/A

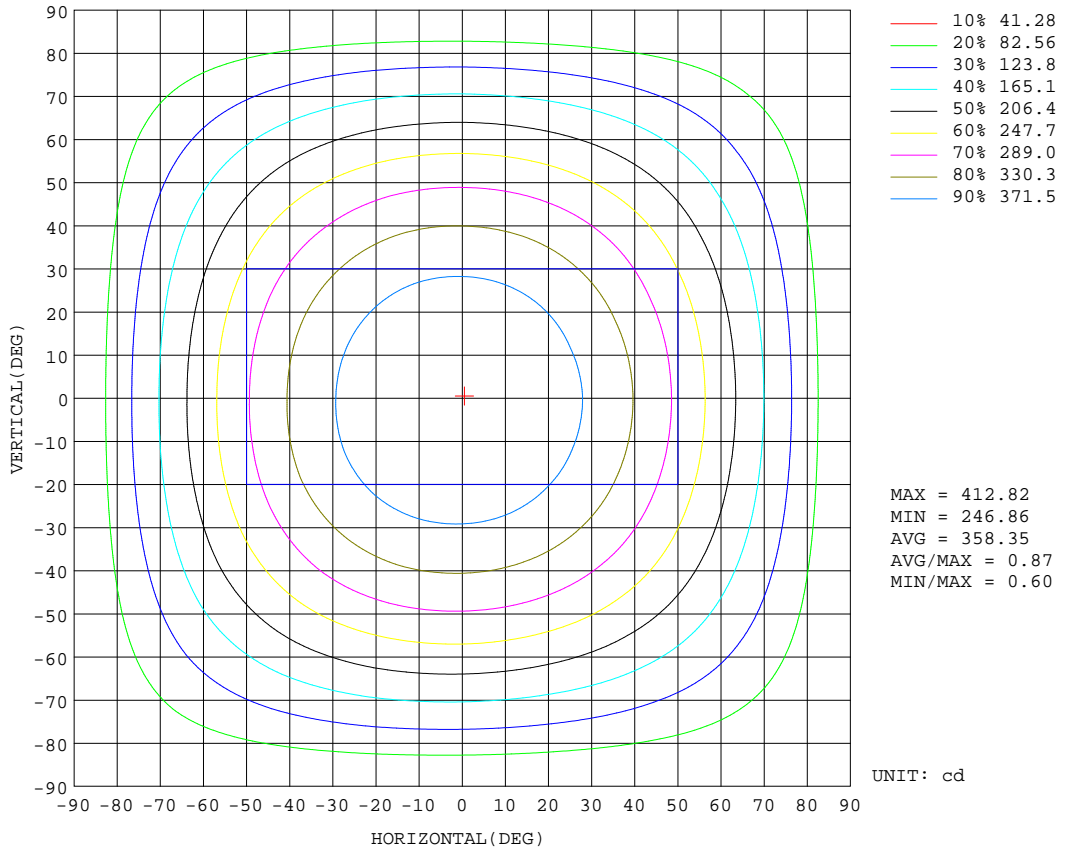
REFLECTANCE										
Ceiling	0.8	0.8	0.8	0.7	0.7	0.7	0.5	0.5	0.5	0
Walls	0.7	0.5	0.3	0.7	0.5	0.3	0.7	0.5	0.3	0
Working plane	0.2	0.2	0.2	0.2	0.2	0.2	0.2	0.2	0.2	0
ROOM INDEX	UTILIZATION FACTORS(PERCENT) $k(RI) \times RCR = 5$									
k = 0.60	50	38	31	49	38	31	47	37	30	23
0.80	60	47	39	58	46	39	55	45	38	30
1.00	68	56	48	66	54	47	62	55	46	37
1.25	75	63	55	73	62	54	68	59	52	43
1.50	80	69	61	77	67	60	73	64	58	48
2.00	87	77	70	84	75	68	79	71	65	54
2.50	92	82	75	88	80	73	82	76	70	58
3.00	95	87	80	92	84	78	86	79	74	62
4.00	100	93	87	96	90	85	89	84	80	67
5.00	103	96	91	99	93	89	92	87	84	70
ROOM INDEX	UF(total)									Direct
According to DIN EN 13032-2 2004			Suspended				SHRNOM = 1.25			

C Range: 0 - 360DEG
 C Interval: 22.5DEG
 Test Speed: HIGH
 Temperature:25.1DEG
 Operators:Evan
 Test Date:2022-11-21

γ Range: 0 - 180DEG
 γ Interval: 1.0DEG
 Test System:EVERFINE GO-R5000_V2 SYSTEM V2.0.351
 Humidity:44%
 Test Distance:2.532m [K=1.0000]
 Remarks:

ISOCANDELA DIAGRAM

Test:U:119.9V I:0.2603A P:29.07W PF:0.9310 Lamp Flux:1679.17x1 lm		
NAME: LED luminaires	TYPE:N/A	WEIGHT:N/A
SPEC.:ASD-LFC-LF-16D28-AC-NKBK-5000K	DIM.: N/A	SERIAL No.:N/A
MFR.:ASD Lighting Corp	SUR.:N/A	Shielding Angle:N/A

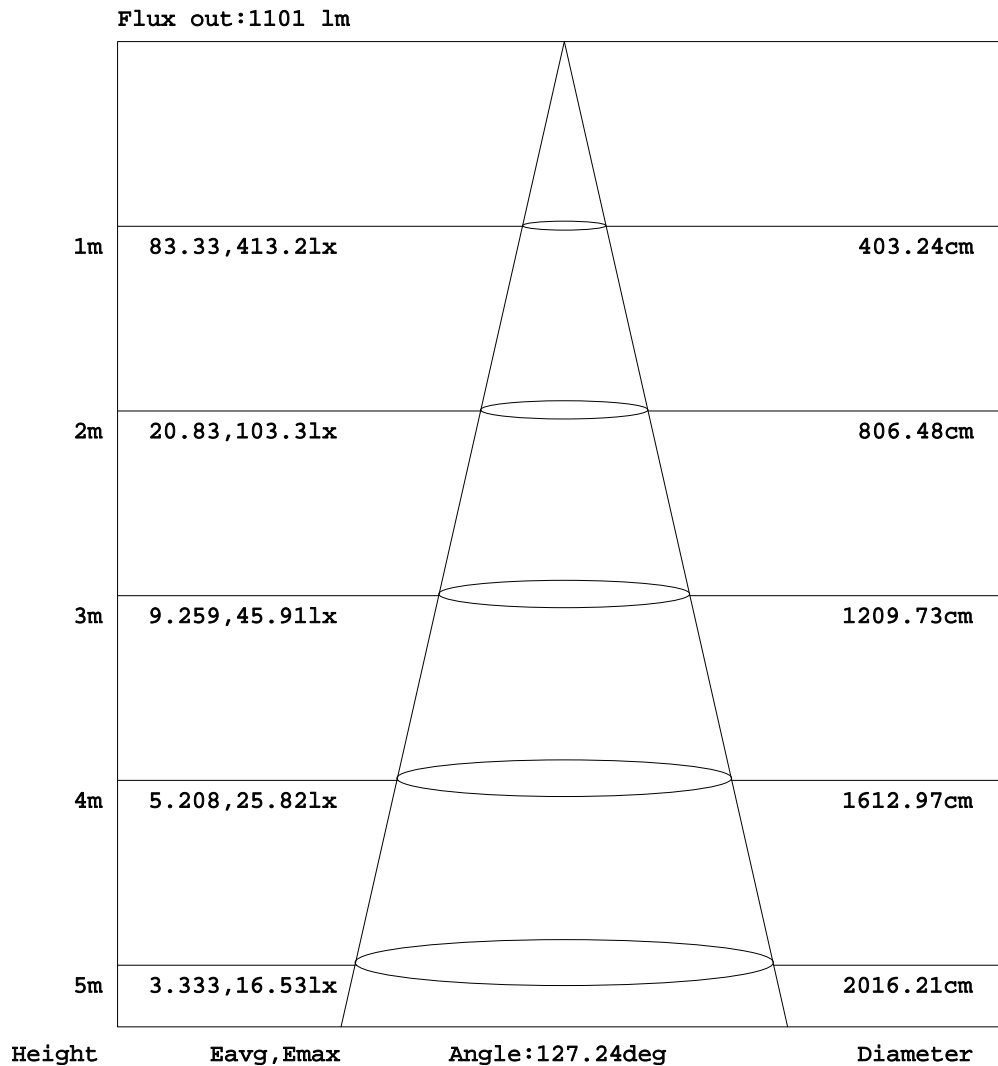


C Range: 0 - 360DEG
 C Interval: 22.5DEG
 Test Speed: HIGH
 Temperature:25.1DEG
 Operators:Evan
 Test Date:2022-11-21

γ Range: 0 - 180DEG
 γ Interval: 1.0DEG
 Test System:EVERFINE GO-R5000_V2 SYSTEM V2.0.351
 Humidity:44%
 Test Distance:2.532m [K=1.0000]
 Remarks:

AAI Figure

Test:U:119.9V I:0.2603A P:29.07W PF:0.9310 Lamp Flux:1679.17x1 lm		
NAME: LED luminaires	TYPE:N/A	WEIGHT:N/A
SPEC.:ASD-LFC-LF-16D28-AC-NKBK-5000K	DIM.: N/A	SERIAL No.:N/A
MFR.: ASD Lighting Corp	SUR.:N/A	Shielding Angle:N/A



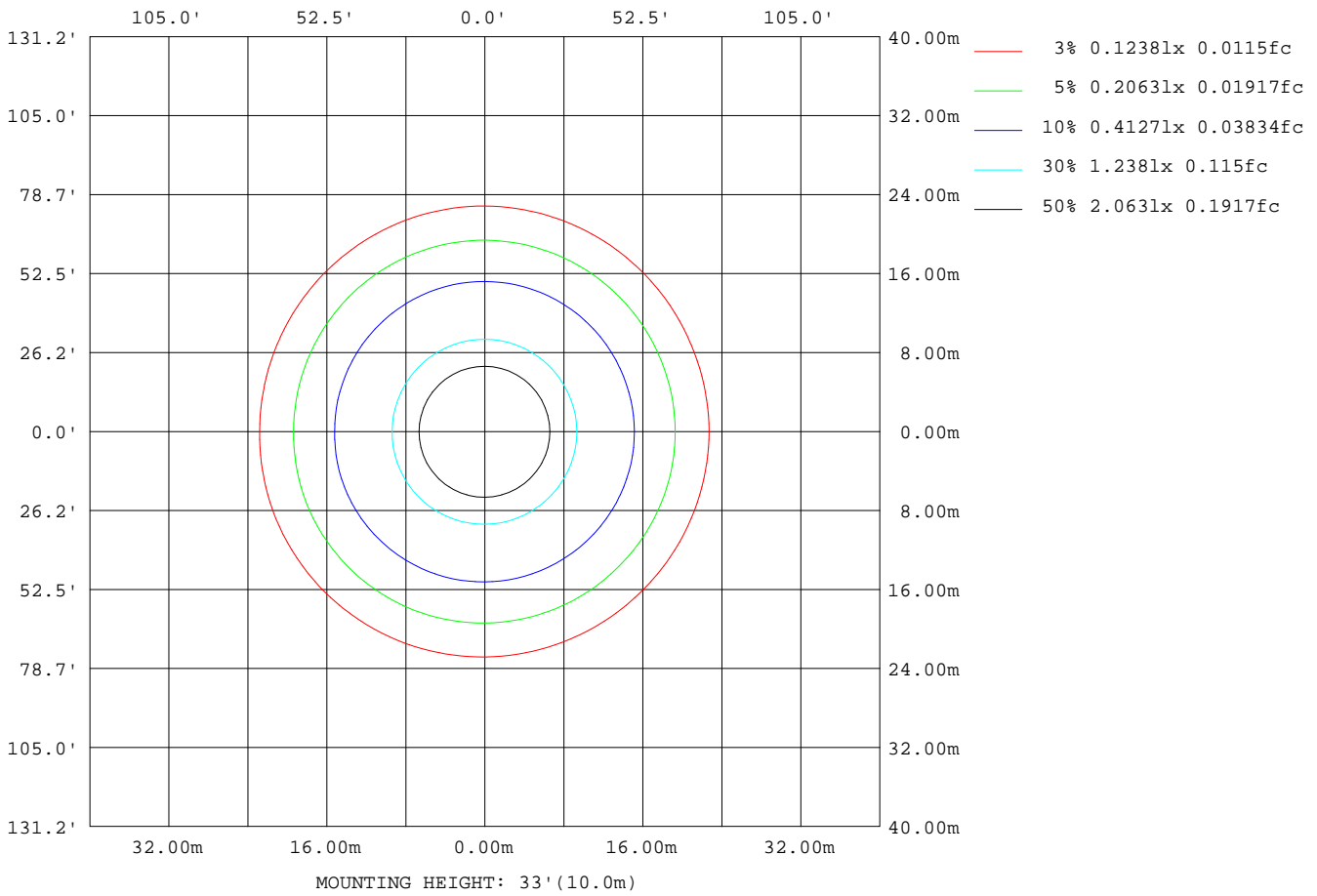
Note:The Curves indicate the illuminated area and the average illumination when the luminaire is at different distance.

C Range: 0 - 360DEG
 C Interval: 22.5DEG
 Test Speed: HIGH
 Temperature:25.1DEG
 Operators:Evan
 Test Date:2022-11-21

γ Range: 0 - 180DEG
 γ Interval: 1.0DEG
 Test System:EVERFINE GO-R5000_V2 SYSTEM V2.0.351
 Humidity:44%
 Test Distance:2.532m [K=1.0000]
 Remarks:

ISOLUX DIAGRAM

Test:U:119.9V I:0.2603A P:29.07W PF:0.9310 Lamp Flux:1679.17x1 lm		
NAME: LED luminaires	TYPE:N/A	WEIGHT:N/A
SPEC.:ASD-LFC-LF-16D28-AC-NKBK-5000K	DIM.: N/A	SERIAL No.:N/A
MFR.: ASD Lighting Corp	SUR.:N/A	Shielding Angle:N/A



C Range: 0 - 360DEG
 C Interval: 22.5DEG
 Test Speed: HIGH
 Temperature:25.1DEG
 Operators:Evan
 Test Date:2022-11-21

γ Range: 0 - 180DEG
 γ Interval: 1.0DEG
 Test System:EVERFINE GO-R5000_V2 SYSTEM V2.0.351
 Humidity:44%
 Test Distance:2.532m [K=1.0000]
 Remarks:

LED Avg.L Report

Test:U:119.9V I:0.2603A P:29.07W PF:0.9310 Lamp Flux:1679.17x1 lm		
NAME: LED luminaires	TYPE:N/A	WEIGHT:N/A
SPEC.:ASD-LFC-LF-16D28-AC-NKBK-5000K	DIM.: N/A	SERIAL No.:N/A
MFR.: ASD Lighting Corp	SUR.:N/A	Shielding Angle:N/A

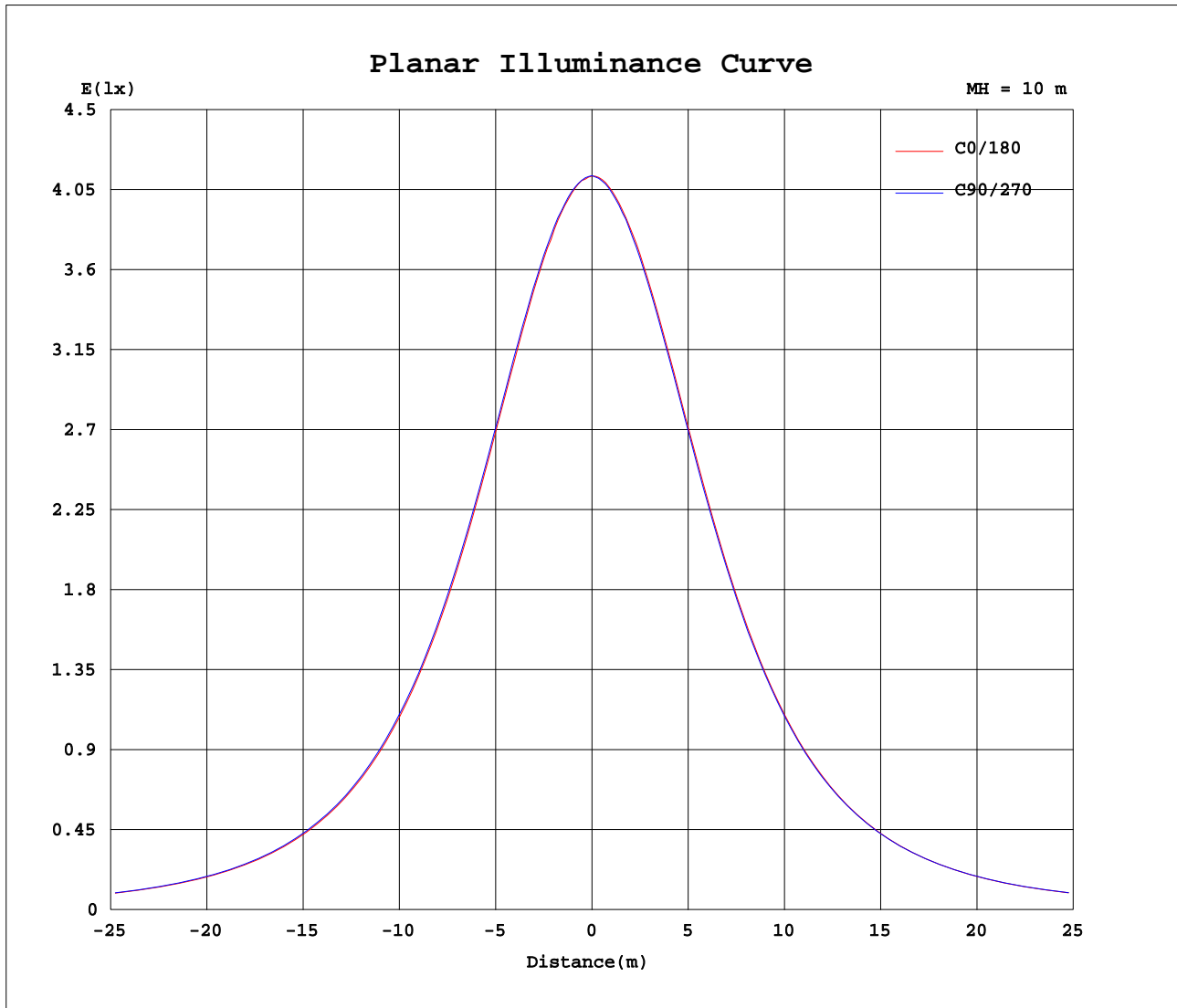
AvgL	cd/m2
L_0~180(65)av	2429
L_0~180(75)av	2673
L_0~180(85)av	4051
L_90~270(65)av	2453
L_90~270(75)av	2715
L_90~270(85)av	4116
L_45(65)av	2440
L_45(75)av	2690
L_45(85)av	4085

Standard: GB/T 29293-2012

C Range: 0 - 360DEG
 C Interval: 22.5DEG
 Test Speed: HIGH
 Temperature:25.1DEG
 Operators:Evan
 Test Date:2022-11-21

γ Range: 0 - 180DEG
 γ Interval: 1.0DEG
 Test System:EVERFINE GO-R5000_V2 SYSTEM V2.0.351
 Humidity:44%
 Test Distance:2.532m [K=1.0000]
 Remarks:

Planar Illuminance Curve



C Range: 0 - 360DEG
 C Interval: 22.5DEG
 Test Speed: HIGH
 Temperature: 25.1DEG
 Operators: Evan
 Test Date: 2022-11-21

γ Range: 0 - 180DEG
 γ Interval: 1.0DEG
 Test System: EVERFINE GO-R5000_V2 SYSTEM V2.0.351
 Humidity: 44%
 Test Distance: 2.532m [K=1.0000]
 Remarks:

LUMINOUS DISTRIBUTION INTENSITY DATA

Test:U:119.9V I:0.2603A P:29.07W PF:0.9310 Lamp Flux:1679.17x1 lm		
NAME: LED luminaires	TYPE:N/A	WEIGHT:N/A
SPEC.:ASD-LFC-LF-16D28-AC-NKBK-5000K	DIM.: N/A	SERIAL No.:N/A
MFR.: ASD Lighting Corp	SUR.:N/A	Shielding Angle:N/A

Table--1

UNIT: cd

C(DEG) γ (DEG)	0	22.5	45	67.5	90	112.5	135	157.5	180	202.5	225	247.5	270	292.5	315	337.5			
0	413	413	413	413	413	413	413	413	413	413	413	413	413	413	413	413			
5	411	411	411	412	411	412	411	412	411	411	411	412	410	411	410	410			
10	406	406	406	407	407	408	408	409	408	408	408	407	406	406	405	406			
15	400	400	400	402	402	403	402	403	402	402	401	401	400	400	399	399			
20	391	391	392	393	394	395	395	395	394	394	393	392	391	391	390	390			
25	380	380	381	382	383	384	384	385	383	383	382	382	380	380	379	379			
30	365	365	366	368	369	370	371	371	370	369	369	368	366	366	364	364			
35	348	348	349	351	352	354	354	355	352	352	352	351	349	349	347	347			
40	329	329	330	331	333	335	335	336	333	332	332	332	330	329	328	327			
45	306	306	307	309	310	312	313	313	311	310	310	309	308	307	305	305			
50	281	281	282	284	286	288	289	288	286	285	285	285	283	282	281	280			
55	255	254	255	257	259	261	262	262	259	258	258	258	257	256	254	254			
60	227	226	226	228	230	233	233	233	230	230	230	230	229	228	226	225			
65	197	196	196	197	200	202	203	203	199	199	200	201	200	198	197	196			
70	165	164	164	165	168	170	171	171	167	168	169	170	169	167	165	164			
75	133	131	131	133	135	137	138	138	134	135	136	137	136	134	132	131			
80	98.9	98.0	98.1	99.5	101	103	104	104	101	102	102	102	102	99.8	97.9	96.9			
85	67.8	66.9	66.8	67.5	68.7	70.0	71.0	71.3	68.4	69.1	69.9	70.3	69.7	68.2	67.0	66.2			
90	49.9	49.3	48.8	48.9	49.2	49.9	50.1	50.1	49.2	49.8	50.7	51.3	51.2	50.5	49.9	49.7			
95	45.9	45.2	44.8	44.6	44.7	44.9	45.0	45.0	44.8	45.4	46.1	46.6	46.7	46.4	46.2	46.1			
100	44.8	44.4	43.9	43.6	43.6	43.7	43.7	43.8	43.8	44.3	45.0	45.2	45.1	45.1	44.9	45.0			
105	44.1	43.6	43.2	42.8	42.7	42.8	42.8	43.0	42.8	43.5	43.6	43.8	43.9	43.8	44.0	44.0			
110	43.3	42.8	42.5	42.0	41.9	41.9	41.9	42.2	42.1	42.4	42.5	42.9	42.9	42.7	43.0	43.2			
115	42.5	41.7	41.6	41.1	41.2	41.0	41.0	41.3	41.4	41.4	41.5	41.8	41.7	41.5	42.1	42.5			
120	41.4	41.1	40.6	40.2	40.3	40.0	39.8	40.2	40.1	40.3	40.5	40.5	40.7	40.4	41.1	41.5			
125	40.1	40.0	39.2	39.0	39.3	38.6	38.7	39.1	38.9	38.9	39.2	39.6	39.6	39.1	40.0	40.3			
130	38.9	38.7	37.8	37.7	37.7	37.5	37.3	37.8	37.5	37.8	37.8	38.1	37.8	37.5	38.4	38.8			
135	37.5	37.2	36.5	36.3	36.5	36.1	36.0	36.4	36.2	36.3	36.4	36.7	36.8	35.9	36.9	37.2			
140	36.0	35.7	35.0	34.9	35.1	34.9	34.7	35.0	34.6	34.9	34.9	35.3	35.2	34.5	35.4	35.9			
145	34.4	34.5	33.8	33.5	33.7	33.7	33.6	33.7	33.5	33.7	33.8	34.0	34.0	33.2	34.1	34.4			
150	33.1	33.4	32.8	32.5	32.8	32.7	32.7	32.7	32.3	32.5	32.6	32.8	32.9	32.4	32.6	32.9			
155	32.2	31.3	31.4	31.5	30.9	31.5	31.3	31.4	31.3	30.6	30.9	31.5	31.0	31.3	30.9	31.0			
160	31.3	30.3	30.3	30.5	30.6	30.1	27.6	29.9	30.0	29.3	30.0	30.0	27.6	29.9	28.9	30.0			
165	23.8	28.7	29.0	28.9	28.7	23.7	25.8	28.8	28.4	27.9	28.1	24.3	25.4	27.7	26.4	28.1			
170	24.5	24.3	25.4	25.3	24.5	24.1	23.3	24.5	24.8	24.7	23.9	23.3	22.8	24.2	23.0	24.4			
175	19.3	19.8	20.8	19.9	18.6	18.8	18.7	19.7	19.5	19.5	18.9	17.7	17.9	16.9	17.2	18.0			
180	21.8	22.5	24.5	23.6	21.2	20.1	21.0	22.6	21.6	21.8	22.1	22.1	21.1	20.7	20.6	21.3			

C Range: 0 - 360DEG
 C Interval: 22.5DEG
 Test Speed: HIGH
 Temperature:25.1DEG
 Operators:Evan
 Test Date:2022-11-21

γ Range: 0 - 180DEG
 γ Interval: 1.0DEG
 Test System:EVERFINE GO-R5000_V2 SYSTEM V2.0.351
 Humidity:44%
 Test Distance:2.532m [K=1.0000]
 Remarks: