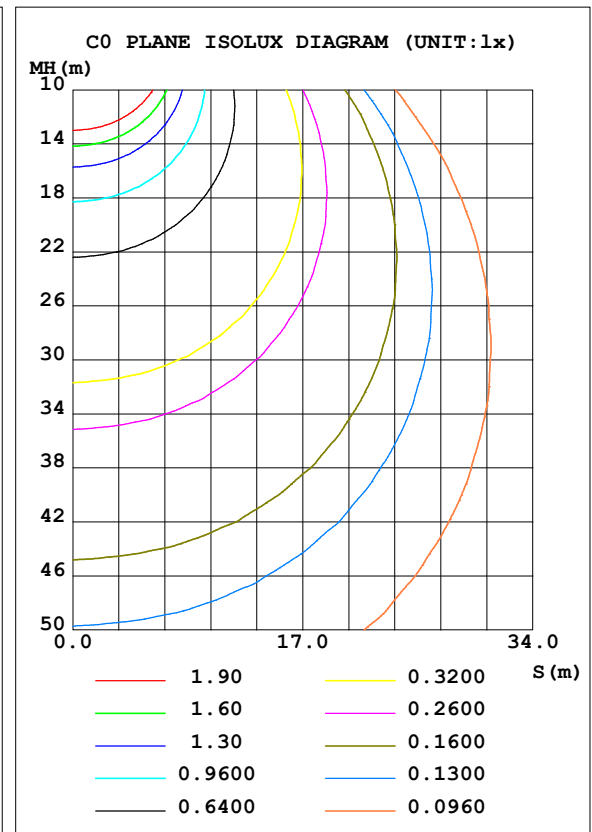
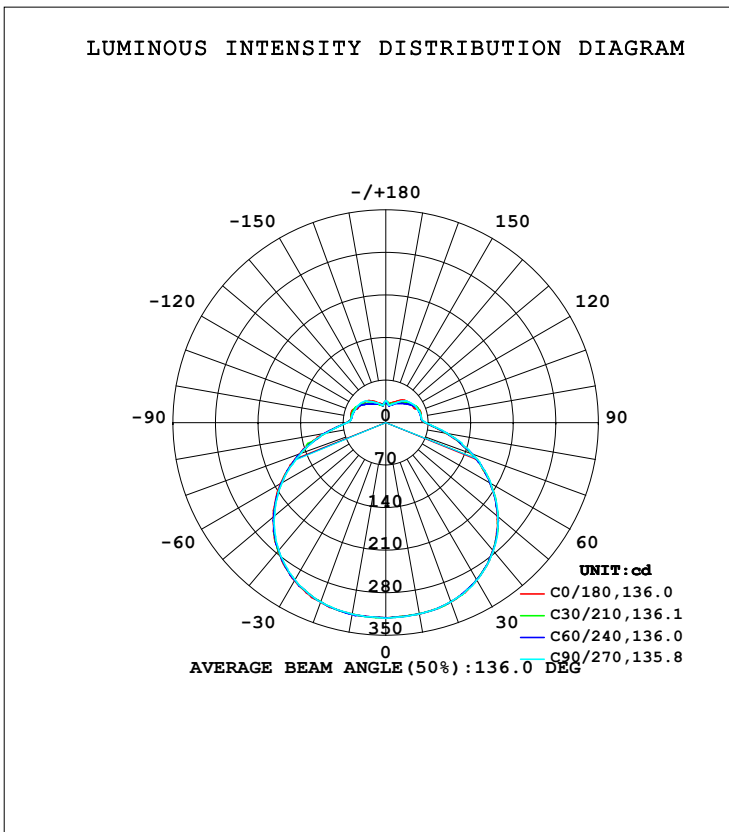


**LUMINAIRE PHOTOMETRIC TEST REPORT**

Test:U:120.31V I:0.2598A P:28.650W PF:0.9155 Freq:0Hz Lamp Flux:1553.35x1 lm		
NAME: ASD lighting Corp	TYPE:	WEIGHT:
SPEC.:ASD-LFC-LF-16D28-AC-BK-3500K	DIM.:	SERIAL No.:
MFR.: ASD lighting Corp	SUR.:0.38*0.38	Shielding Angle:

DATA OF LAMP		PHOTOMETRIC DATA Eff: 54.22 lm/W			
MODEIASD-LFC-LF-16D28-AC-BK		I <sub>max</sub> (cd)	321.8	S/MH (C0/180)	1.39
NOMINAL POWER (W)	--	LOR (%)	100.0	S/MH (C90/270)	1.38
RATED VOLTAGE (V)	--	TOTAL FLUX (lm)	1553.3	□ UP, DN (C0-180)	10.4, 39.8
NOMINAL FLUX (lm)	1553.35	CIE CLASS	SEMI-D.	□ UP, DN (C180-360)	10.2, 39.7
LAMPS INSIDE	1	□ up (%)	20.5	CIBSE SHR NOM	1.50
TEST VOLTAGE (V)	--	□ down (%)	79.5	CIBSE SHR MAX	1.55



C Range: 0 - 360DEG  
 C Interval: 30.0DEG  
 Test Speed: HIGH  
 Temperature: 25.3DEG  
 Operators: admin  
 Test Date: 2022-03-16

□ Range: 0 - 180DEG  
 □ Interval: 1.0DEG  
 Test System: EVERFINE GO-2000B\_V1 SYSTEM V2.00.411  
 Humidity: 65.0%  
 Test Distance: 8.780m [K=1.0000]  
 Remarks:

ZONAL FLUX DIAGRAM

ZONAL FLUX DIAGRAM:

mm	C0	C45	C90	C135	C180	C225	C270	C315	mm	□ zone	□ total	%lum, lamp
10	319.9	319.2	319.4	320.0	319.5	320.2	319.7	319.7	0- 10	30.57	30.57	1.97,1.97
20	313.7	313.5	313.9	314.3	314.2	313.7	313.8	313.6	10- 20	89.90	120.5	7.76,7.76
30	299.1	298.7	299.4	299.7	300.2	299.5	298.7	299.3	20- 30	142.1	262.6	16.9,16.9
40	274.2	274.4	275.2	275.6	275.9	274.9	273.6	274.5	30- 40	180.6	443.2	28.5,28.5
50	240.2	240.6	240.6	242.1	241.3	240.2	238.9	239.4	40- 50	199.9	643.1	41.4,41.4
60	198.5	197.9	199.7	199.6	200.0	198.0	196.5	197.0	50- 60	197.0	840.0	54.1,54.1
70	148.8	151.2	150.9	152.3	151.4	149.1	148.8	149.6	60- 70	173.2	1013	65.2,65.2
80	100.4	102.2	102.9	103.1	101.6	101.6	100.3	99.75	70- 80	133.1	1146	73.8,73.8
90	64.45	65.35	66.07	65.57	64.85	64.44	63.72	63.41	80- 90	88.11	1234	79.5,79.5
100	59.39	58.97	59.29	58.70	58.64	57.38	57.00	56.80	90-100	65.04	1300	83.7,83.7
110	60.01	58.28	57.74	58.23	59.17	56.50	55.82	56.19	100-110	61.36	1361	87.6,87.6
120	52.43	55.30	55.86	55.21	51.84	53.83	54.18	53.89	110-120	55.59	1416	91.2,91.2
130	50.81	48.56	51.97	48.18	50.10	47.31	51.69	47.67	120-130	46.44	1463	94.2,94.2
140	48.20	42.55	46.23	42.16	47.31	41.19	46.28	42.24	130-140	36.07	1499	96.5,96.5
150	41.80	37.87	39.03	37.46	40.82	36.87	38.75	37.92	140-150	25.77	1525	98.2,98.2
160	35.79	32.81	32.91	33.21	34.47	32.17	33.30	33.74	150-160	16.64	1541	99.2,99.2
170	32.46	29.41	29.72	28.88	31.27	28.65	29.83	29.04	160-170	8.955	1550	99.8,99.8
180	36.28	33.75	36.54	33.95	36.32	33.70	36.52	33.99	170-180	3.030	1553	100,100
DEG	LUMINOUS INTENSITY:cd									UNIT:lm		

Conical surface Flux(90deg): 542.11 lm

%lum = 34.9%

%lamp = 34.9%

Conical surface Flux(120deg): 840.04 lm

%lum = 54.1%

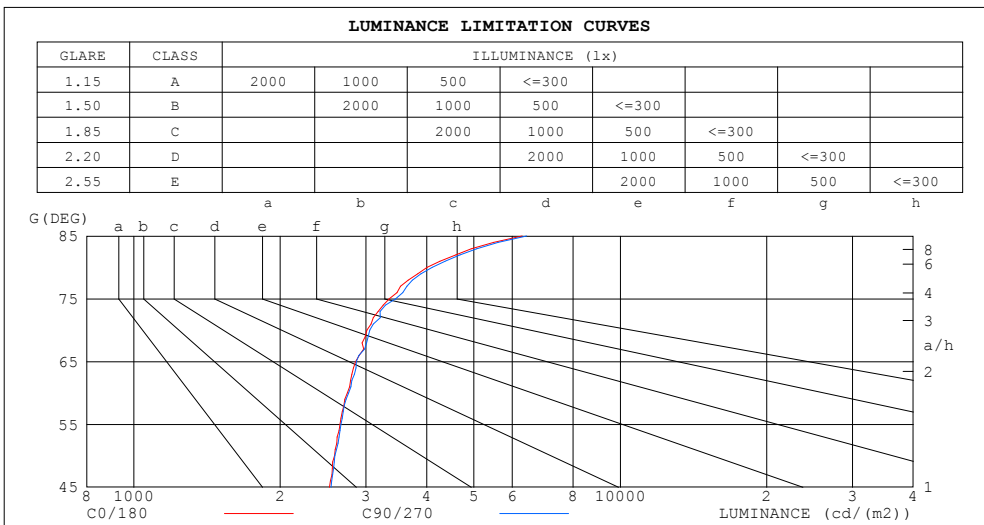
%lamp = 54.1%

C Range: 0 - 360DEG  
 C Interval: 30.0DEG  
 Test Speed: HIGH  
 Temperature:25.3DEG  
 Operators:admin  
 Test Date:2022-03-16

□ Range: 0 - 180DEG  
 □ Interval: 1.0DEG  
 Test System:EVERFINE GO-2000B\_V1 SYSTEM V2.00.411  
 Humidity:65.0%  
 Test Distance:8.780m [K=1.0000]  
 Remarks:

**LUMINANCE LIMITATION CURVES**

Test:U:120.31V I:0.2598A P:28.650W PF:0.9155 Freq:0Hz Lamp Flux:1553.35x1 lm		
NAME: ASD lighting Corp	TYPE:	WEIGHT:
SPEC.:ASD-LFC-LF-16D28-AC-BK-3500K	DIM.:	SERIAL No.:
MFR.: ASD lighting Corp	SUR.:0.38*0.38	Shielding Angle:



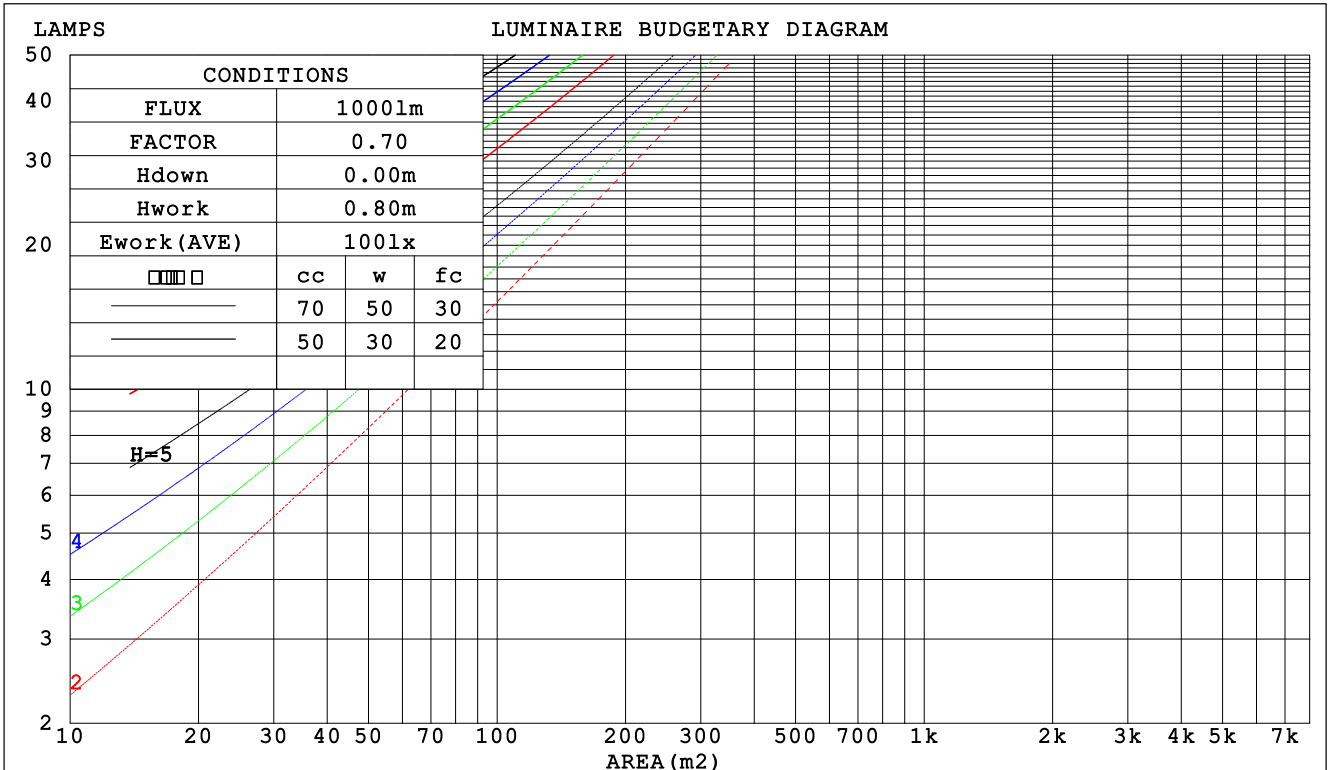
C Range: 0 - 360DEG  
 C Interval: 30.0DEG  
 Test Speed: HIGH  
 Temperature:25.3DEG  
 Operators:admin  
 Test Date:2022-03-16

Range: 0 - 180DEG  
 Interval: 1.0DEG  
 Test System:EVERFINE GO-2000B\_V1 SYSTEM V2.00.411  
 Humidity:65.0%  
 Test Distance:8.780m [K=1.0000]  
 Remarks:

CU AND LUMINAIRE BUDGETARY ESTIMATE DIAGRAM

Test:U:120.31V I:0.2598A P:28.650W PF:0.9155 Freq:0Hz Lamp Flux:1553.35x1 lm		
NAME: ASD lighting Corp	TYPE:	WEIGHT:
SPEC.:ASD-LFC-LF-16D28-AC-BK-3500K	DIM.:	SERIAL No.:
MFR.: ASD lighting Corp	SUR.:0.38*0.38	Shielding Angle:

□cc	80%			70%			50%			30%			10%			0
□w	50%	30%	10%	50%	30%	10%	50%	30%	10%	50%	30%	10%	50%	30%	10%	0
□fc	20%			20%			20%			20%			20%			0
RCR	RCR:Room Cavity Ratio						Coefficients of Utilization(CU)									
0.0	1.14	1.14	1.14	1.09	1.09	1.09	.00	.00	.00	.91	.91	.91	.83	.83	.83	.79
1.0	.96	.91	.87	.92	.87	.83	.84	.80	.77	.76	.74	.71	.70	.67	.65	.62
2.0	.82	.75	.69	.79	.72	.66	.72	.66	.61	.65	.61	.57	.60	.56	.53	.49
3.0	.72	.63	.56	.68	.60	.54	.62	.56	.50	.57	.52	.47	.52	.47	.44	.41
4.0	.63	.54	.47	.60	.52	.45	.55	.48	.42	.50	.44	.40	.46	.41	.37	.34
5.0	.56	.46	.40	.53	.45	.38	.49	.42	.36	.45	.39	.34	.41	.36	.32	.29
6.0	.50	.41	.34	.48	.39	.33	.44	.37	.31	.40	.34	.29	.37	.32	.27	.25
7.0	.45	.36	.30	.43	.35	.29	.40	.33	.27	.37	.30	.26	.34	.28	.24	.22
8.0	.41	.32	.26	.39	.31	.25	.36	.29	.24	.33	.27	.23	.31	.25	.21	.19
9.0	.37	.29	.23	.36	.28	.23	.33	.26	.22	.31	.25	.20	.28	.23	.19	.17
10.0	.34	.26	.21	.33	.25	.20	.31	.24	.19	.28	.22	.18	.26	.21	.17	.15



C Range: 0 - 360DEG  
 C Interval: 30.0DEG  
 Test Speed: HIGH  
 Temperature:25.3DEG  
 Operators:admin  
 Test Date:2022-03-16

□ Range: 0 - 180DEG  
 □ Interval: 1.0DEG  
 Test System:EVERFINE GO-2000B\_V1 SYSTEM V2.00.411  
 Humidity:65.0%  
 Test Distance:8.780m [K=1.0000]  
 Remarks:

**WEC AND CCEC**

Test:U:120.31V I:0.2598A P:28.650W PF:0.9155 Freq:0Hz Lamp Flux:1553.35x1 lm		
NAME: ASD lighting Corp	TYPE:	WEIGHT:
SPEC.:ASD-LFC-LF-16D28-AC-BK-3500K	DIM.:	SERIAL No.:
MFR.: ASD lighting Corp	SUR.:0.38*0.38	Shielding Angle:

<input type="checkbox"/> cc	80%	70%	50%	30%	10%	0
<input type="checkbox"/> w	50% 30% 10%	50% 30% 10%	50% 30% 10%	50% 30% 10%	50% 30% 10%	0
<input type="checkbox"/> fc	20%	20%	20%	20%	20%	0
RCR	RCR:Room Cavity Ratio		Wall Exitance Coefficients (WEC)			
0.0						
1.0	.363 .206 .065	.349 .199 .063	.324 .186 .059	.301 .174 .056	.280 .162 .052	
2.0	.321 .176 .054	.309 .170 .052	.286 .159 .049	.265 .149 .046	.245 .139 .044	
3.0	.288 .153 .046	.277 .148 .045	.256 .139 .042	.237 .130 .040	.219 .122 .038	
4.0	.261 .135 .040	.251 .131 .039	.232 .123 .037	.215 .115 .035	.198 .108 .033	
5.0	.238 .121 .035	.229 .118 .034	.212 .110 .032	.196 .103 .031	.181 .097 .029	
6.0	.219 .110 .031	.210 .106 .031	.195 .100 .029	.180 .094 .028	.167 .088 .026	
7.0	.202 .100 .028	.195 .097 .028	.180 .091 .026	.167 .086 .025	.154 .080 .024	
8.0	.188 .092 .026	.181 .089 .025	.168 .084 .024	.155 .079 .023	.144 .074 .022	
9.0	.175 .085 .024	.169 .082 .023	.157 .077 .022	.145 .073 .021	.135 .068 .020	
10.0	.164 .079 .022	.158 .076 .021	.147 .072 .020	.136 .068 .019	.126 .064 .018	

<input type="checkbox"/> cc	80%	70%	50%	30%	10%	0
<input type="checkbox"/> w	50% 30% 10%	50% 30% 10%	50% 30% 10%	50% 30% 10%	50% 30% 10%	0
<input type="checkbox"/> fc	20%	20%	20%	20%	20%	0
RCR	RCR:Room Cavity Ratio		Ceiling Cavity Exitance Coefficients (CCEC)			
0.0	.347 .347 .347	.296 .296 .296	.202 .202 .202	.116 .116 .116	.037 .037 .037	
1.0	.342 .313 .288	.292 .269 .248	.200 .185 .171	.115 .107 .100	.037 .034 .032	
2.0	.335 .291 .253	.287 .250 .219	.197 .173 .153	.113 .101 .090	.036 .033 .029	
3.0	.328 .274 .231	.281 .236 .201	.193 .164 .141	.111 .096 .083	.036 .031 .027	
4.0	.320 .262 .217	.275 .226 .188	.189 .158 .133	.109 .092 .079	.035 .030 .026	
5.0	.313 .252 .207	.268 .218 .180	.185 .152 .127	.107 .089 .075	.035 .029 .025	
6.0	.305 .244 .200	.262 .211 .174	.181 .148 .123	.105 .087 .073	.034 .028 .024	
7.0	.298 .237 .195	.257 .206 .170	.177 .144 .120	.103 .085 .071	.033 .028 .024	
8.0	.292 .232 .191	.251 .201 .166	.174 .141 .118	.101 .083 .070	.033 .027 .023	
9.0	.286 .227 .187	.246 .197 .163	.171 .139 .116	.099 .082 .069	.032 .027 .023	
10.0	.280 .223 .185	.241 .194 .161	.167 .136 .115	.098 .081 .068	.032 .026 .023	

C Range: 0 - 360DEG  
 C Interval: 30.0DEG  
 Test Speed: HIGH  
 Temperature:25.3DEG  
 Operators:admin  
 Test Date:2022-03-16

Range: 0 - 180DEG  
 Interval: 1.0DEG  
 Test System:EVERFINE GO-2000B\_V1 SYSTEM V2.00.411  
 Humidity:65.0%  
 Test Distance:8.780m [K=1.0000]  
 Remarks:

**UGR(Unified Glare Rating) Table**

Test:U:120.31V I:0.2598A P:28.650W PF:0.9155 Freq:0Hz Lamp Flux:1553.35x1 lm										
NAME: ASD lighting Corp					TYPE:			WEIGHT:		
SPEC.:ASD-LFC-LF-16D28-AC-BK-3500K					DIM.:			SERIAL No.:		
MFR.: ASD lighting Corp					SUR.:0.38*0.38			Shielding Angle:		
ceiling/cavity	0.7	0.7	0.5	0.5	0.3	0.7	0.7	0.5	0.5	0.3
walls	0.5	0.3	0.5	0.3	0.3	0.5	0.3	0.5	0.3	0.3
working plane	0.2	0.2	0.2	0.2	0.2	0.2	0.2	0.2	0.2	0.2
Room dimensions	Viewed crosswise					Viewed endwise				
x = 2H y = 2H	15.1	16.5	15.7	17.0	17.6	15.2	16.5	15.7	17.0	17.6
3H	17.2	18.4	17.8	19.0	19.6	17.3	18.5	17.8	19.0	19.7
4H	18.2	19.4	18.8	20.0	20.7	18.3	19.5	18.9	20.0	20.7
6H	19.3	20.4	19.9	21.0	21.7	19.4	20.4	20.0	21.1	21.7
8H	19.8	20.9	20.4	21.5	22.2	19.9	21.0	20.5	21.6	22.3
12H	20.4	21.4	21.0	22.0	22.8	20.5	21.5	21.1	22.1	22.9
4H 2H	15.9	17.0	16.4	17.6	18.3	15.9	17.0	16.5	17.6	18.3
3H	18.1	19.1	18.7	19.7	20.5	18.1	19.2	18.8	19.8	20.5
4H	19.3	20.2	20.0	20.9	21.6	19.3	20.3	20.0	20.9	21.7
6H	20.5	21.3	21.2	22.0	22.8	20.6	21.4	21.3	22.1	22.9
8H	21.1	21.9	21.8	22.6	23.4	21.2	22.0	21.9	22.7	23.5
12H	21.8	22.6	22.6	23.3	24.1	21.9	22.6	22.6	23.3	24.2
8H 4H	19.7	20.5	20.4	21.2	22.0	19.8	20.6	20.5	21.2	22.0
6H	21.2	21.9	21.9	22.6	23.4	21.3	21.9	22.0	22.6	23.5
8H	22.0	22.6	22.7	23.3	24.2	22.1	22.7	22.8	23.4	24.3
12H	22.9	23.4	23.7	24.2	25.1	23.0	23.5	23.7	24.2	25.1
12H 4H	19.8	20.5	20.5	21.2	22.1	19.9	20.6	20.6	21.3	22.1
6H	21.4	22.0	22.1	22.7	23.6	21.4	22.0	22.2	22.7	23.6
8H	22.3	22.8	23.0	23.5	24.4	22.3	22.8	23.1	23.6	24.5
Variations with the observer position at spacings:										
S = 1.0H	+ 0.1 / - 0.1					+ 0.1 / - 0.1				
1.5H	+ 0.2 / - 0.2					+ 0.2 / - 0.2				
2.0H	+ 0.2 / - 0.4					+ 0.2 / - 0.3				

CIE Pub.117, 1553 lm Total Lamp Luminous Flux Corrected (8log(F/F0) = 1.5)  
 Area: 0.1444 m2

C Range: 0 - 360DEG  
 C Interval: 30.0DEG  
 Test Speed: HIGH  
 Temperature:25.3DEG  
 Operators:admin  
 Test Date:2022-03-16

Range: 0 - 180DEG  
 Interval: 1.0DEG  
 Test System:EVERFINE GO-2000B\_V1 SYSTEM V2.00.411  
 Humidity:65.0%  
 Test Distance:8.780m [K=1.0000]  
 Remarks:

**UTILIZATION FACTORS TABLE**

Test:U:120.31V I:0.2598A P:28.650W PF:0.9155 Freq:0Hz Lamp Flux:1553.35x1 lm		
NAME: ASD lighting Corp	TYPE:	WEIGHT:
SPEC.:ASD-LFC-LF-16D28-AC-BK-3500K	DIM.:	SERIAL No.:
MFR.: ASD lighting Corp	SUR.:0.38*0.38	Shielding Angle:

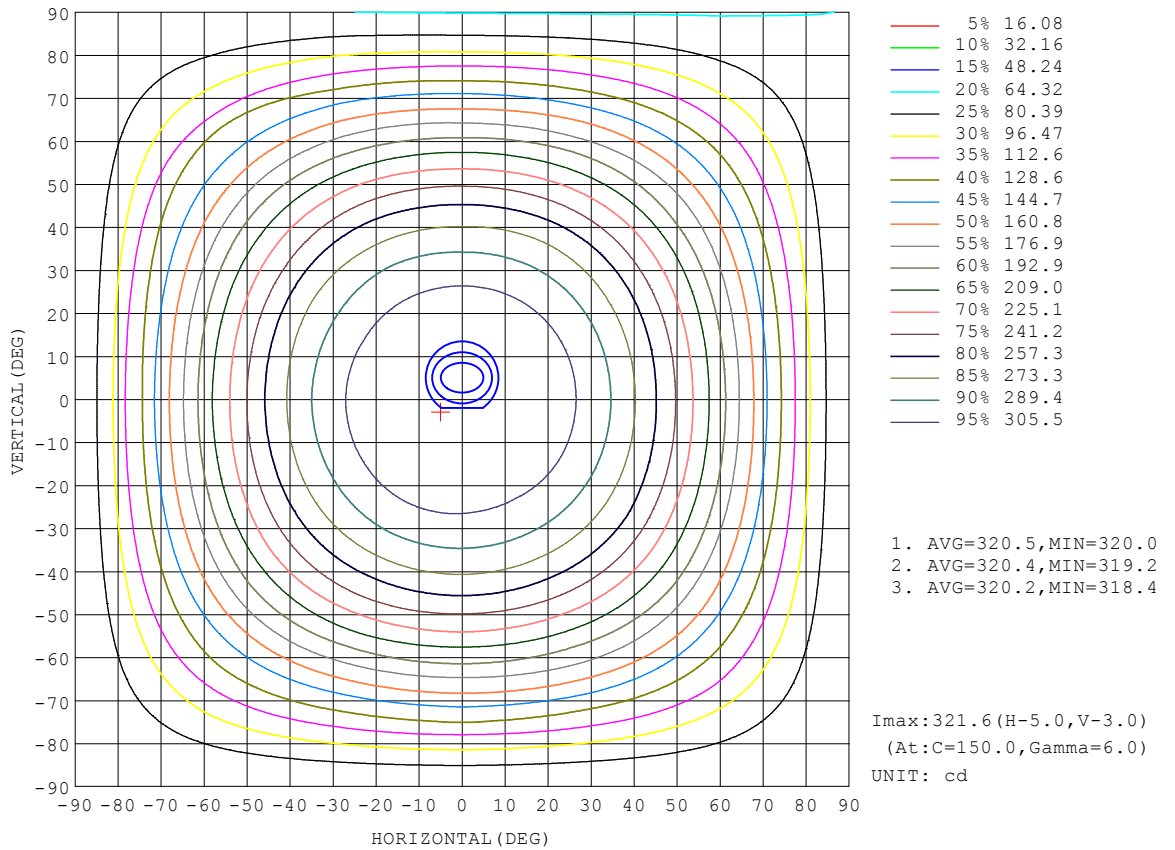
REFLECTANCE										
Ceiling	0.8	0.8	0.8	0.7	0.7	0.7	0.5	0.5	0.5	0
Walls	0.7	0.5	0.3	0.7	0.5	0.3	0.7	0.5	0.3	0
Working plane	0.2	0.2	0.2	0.2	0.2	0.2	0.2	0.2	0.2	0
ROOM INDEX	UTILIZATION FACTORS (PERCENT) $k(RI) \times RCR = 5$									
k = 0.60	48	35	28	46	35	28	44	34	27	20
0.80	57	44	36	55	43	36	52	42	35	27
1.00	65	52	44	63	51	43	59	51	42	33
1.25	72	60	51	69	58	50	65	55	48	38
1.50	77	65	57	74	63	56	69	60	53	42
2.00	84	74	66	81	71	64	75	67	61	49
2.50	89	79	72	85	76	70	79	71	66	52
3.00	93	84	77	89	81	74	82	75	70	56
4.00	97	90	84	93	86	81	85	80	76	60
5.00	100	94	88	96	90	85	88	83	79	63
ROOM INDEX	UF(total)									Direct
According to DIN EN 13032-2 2004			Suspended				SHRNOM = 1.25			

C Range: 0 - 360DEG  
 C Interval: 30.0DEG  
 Test Speed: HIGH  
 Temperature:25.3DEG  
 Operators:admin  
 Test Date:2022-03-16

Range: 0 - 180DEG  
 Interval: 1.0DEG  
 Test System:EVERFINE GO-2000B\_V1 SYSTEM V2.00.411  
 Humidity:65.0%  
 Test Distance:8.780m [K=1.0000]  
 Remarks:

**ISOCANDELA DIAGRAM**

Test:U:120.31V I:0.2598A P:28.650W PF:0.9155 Freq:0Hz Lamp Flux:1553.35x1 lm		
NAME: ASD lighting Corp	TYPE:	WEIGHT:
SPEC.:ASD-LFC-LF-16D28-AC-BK-3500K	DIM.:	SERIAL No.:
MFR.: ASD lighting Corp	SUR.:0.38*0.38	Shielding Angle:



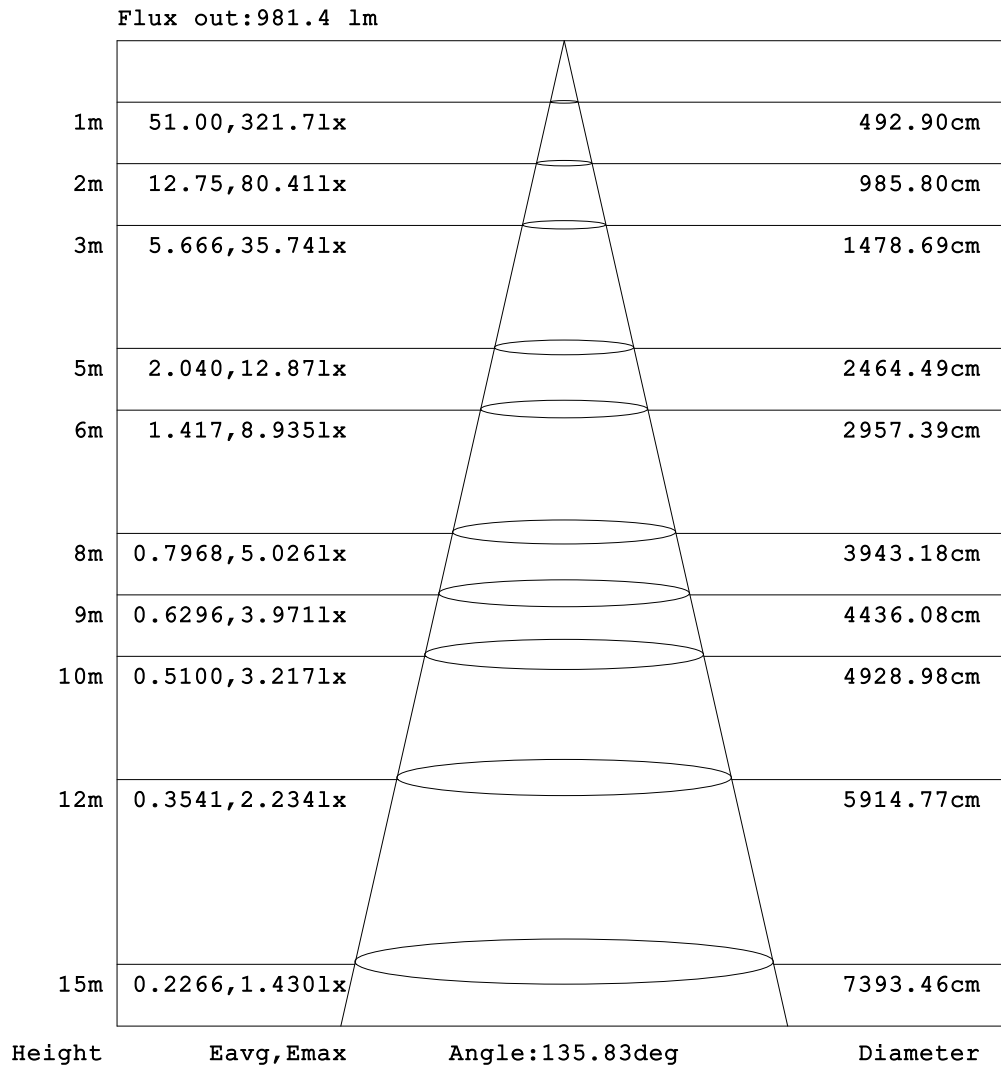
C Range: 0 - 360DEG  
 C Interval: 30.0DEG  
 Test Speed: HIGH  
 Temperature:25.3DEG  
 Operators:admin  
 Test Date:2022-03-16

Range: 0 - 180DEG  
 Interval: 1.0DEG  
 Test System:EVERFINE GO-2000B\_V1 SYSTEM V2.00.411  
 Humidity:65.0%  
 Test Distance:8.780m [K=1.0000]  
 Remarks:



**AAI Figure**

Test:U:120.31V I:0.2598A P:28.650W PF:0.9155 Freq:0Hz Lamp Flux:1553.35x1 lm		
NAME: ASD lighting Corp	TYPE:	WEIGHT:
SPEC.:ASD-LFC-LF-16D28-AC-BK-3500K	DIM.:	SERIAL No.:
MFR.: ASD lighting Corp	SUR.:0.38*0.38	Shielding Angle:



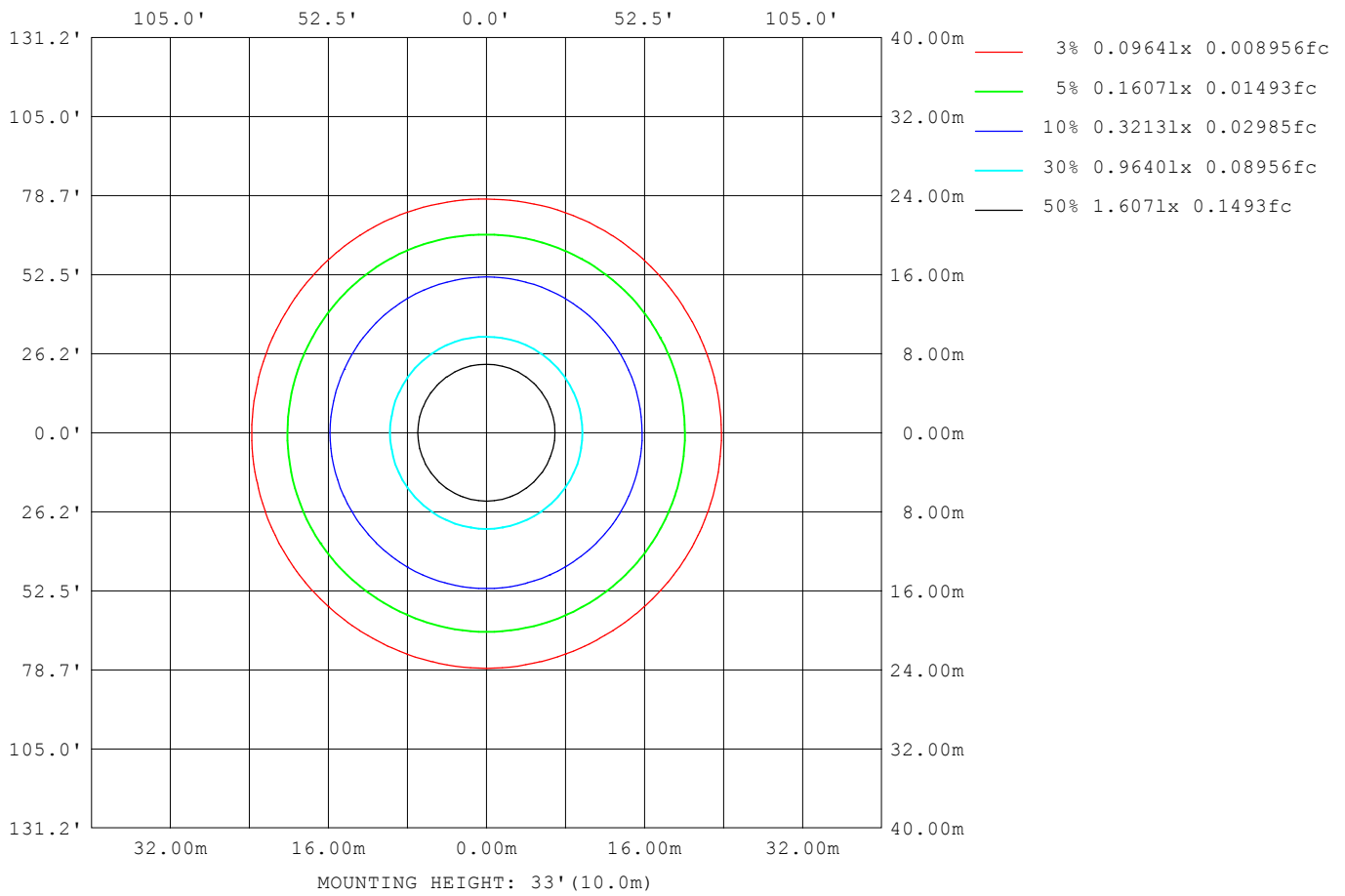
Note:The Curves indicate the illuminated area and the average illumination when the luminaire is at different distance.

C Range: 0 - 360DEG  
 C Interval: 30.0DEG  
 Test Speed: HIGH  
 Temperature:25.3DEG  
 Operators:admin  
 Test Date:2022-03-16

Range: 0 - 180DEG  
 Interval: 1.0DEG  
 Test System:EVERFINE GO-2000B\_V1 SYSTEM V2.00.411  
 Humidity:65.0%  
 Test Distance:8.780m [K=1.0000]  
 Remarks:

**ISOLUX DIAGRAM**

Test:U:120.31V I:0.2598A P:28.650W PF:0.9155 Freq:0Hz Lamp Flux:1553.35x1 lm		
NAME: ASD lighting Corp	TYPE:	WEIGHT:
SPEC.:ASD-LFC-LF-16D28-AC-BK-3500K	DIM.:	SERIAL No.:
MFR.: ASD lighting Corp	SUR.:0.38*0.38	Shielding Angle:



C Range: 0 - 360DEG  
 C Interval: 30.0DEG  
 Test Speed: HIGH  
 Temperature:25.3DEG  
 Operators:admin  
 Test Date:2022-03-16

Range: 0 - 180DEG  
 Interval: 1.0DEG  
 Test System:EVERFINE GO-2000B\_V1 SYSTEM V2.00.411  
 Humidity:65.0%  
 Test Distance:8.780m [K=1.0000]  
 Remarks:

**LED Avg.L Report**

Test:U:120.31V I:0.2598A P:28.650W PF:0.9155 Freq:0Hz Lamp Flux:1553.35x1 lm		
NAME: ASD lighting Corp	TYPE:	WEIGHT:
SPEC.:ASD-LFC-LF-16D28-AC-BK-3500K	DIM.:	SERIAL No.:
MFR.: ASD lighting Corp	SUR.:0.38*0.38	Shielding Angle:

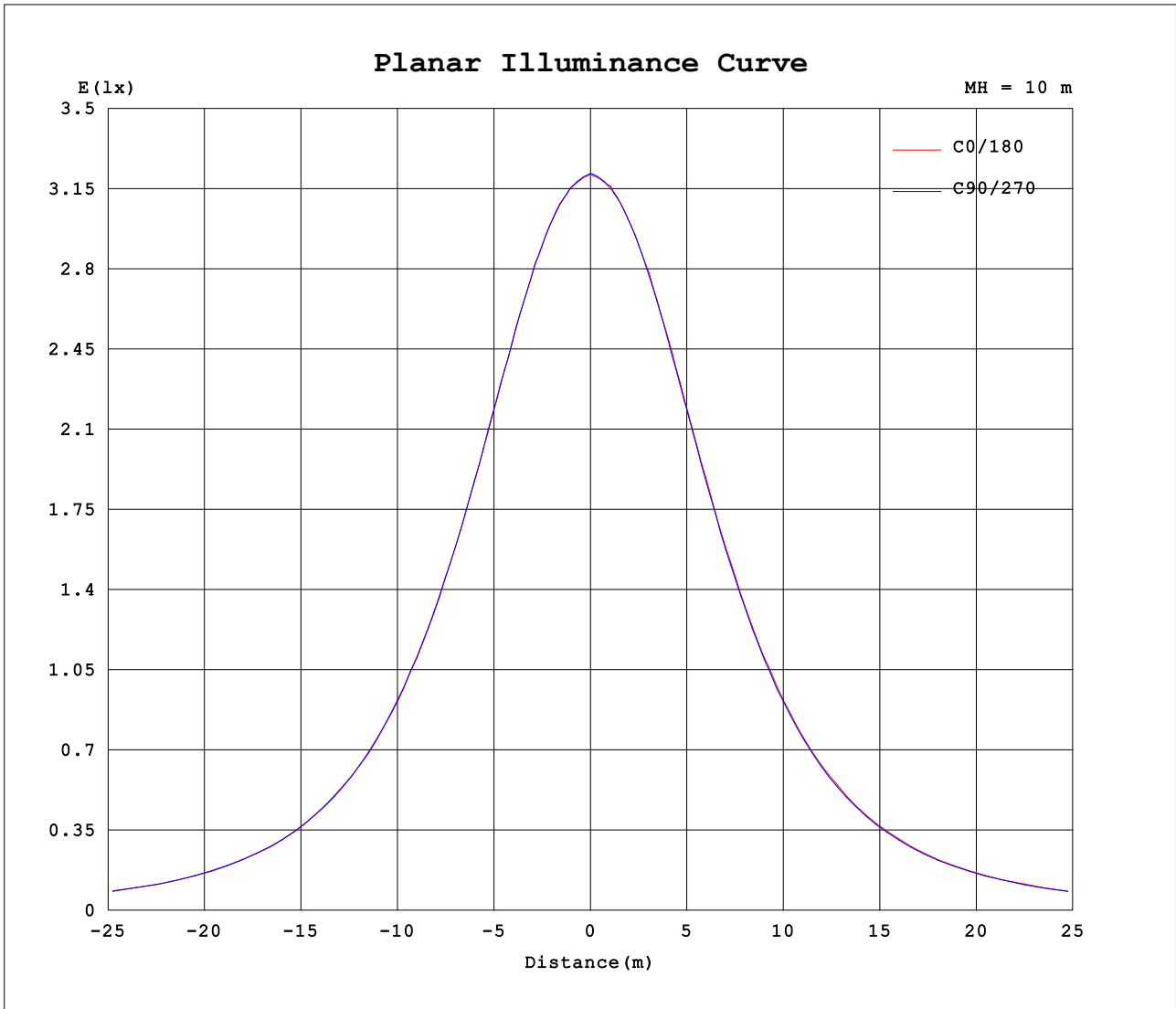
AvgL	cd/m2
L_0~180 (65) av	2869
L_0~180 (75) av	3360
L_0~180 (85) av	6323
L_90~270 (65) av	2862
L_90~270 (75) av	3396
L_90~270 (85) av	6346
L_45 (65) av	2867
L_45 (75) av	3401
L_45 (85) av	6330

Standard: GB/T 29293-2012

C Range: 0 - 360DEG  
 C Interval: 30.0DEG  
 Test Speed: HIGH  
 Temperature:25.3DEG  
 Operators:admin  
 Test Date:2022-03-16

Range: 0 - 180DEG  
 Interval: 1.0DEG  
 Test System:EVERFINE GO-2000B\_V1 SYSTEM V2.00.411  
 Humidity:65.0%  
 Test Distance:8.780m [K=1.0000]  
 Remarks:

Planar Illuminance Curve



C Range: 0 - 360DEG  
 C Interval: 30.0DEG  
 Test Speed: HIGH  
 Temperature:25.3DEG  
 Operators:admin  
 Test Date:2022-03-16

Range: 0 - 180DEG  
 Interval: 1.0DEG  
 Test System:EVERFINE GO-2000B\_V1 SYSTEM V2.00.411  
 Humidity:65.0%  
 Test Distance:8.780m [K=1.0000]  
 Remarks:

**LUMINOUS DISTRIBUTION INTENSITY DATA**

Test:U:120.31V I:0.2598A P:28.650W PF:0.9155 Freq:0Hz Lamp Flux:1553.35x1 lm		
NAME: ASD lighting Corp	TYPE:	WEIGHT:
SPEC.:ASD-LFC-LF-16D28-AC-BK-3500K	DIM.:	SERIAL No.:
MFR.: ASD lighting Corp	SUR.:0.38*0.38	Shielding Angle:

Table--1

UNIT: cd

C (DEG) □ (DEG)	0	30	60	90	120	150	180	210	240	270	300	330							
0	321	321	321	322	321	321	321	321	321	322	321	321							
5	320	320	320	320	320	321	320	321	321	320	321	320							
10	320	319	319	319	320	320	319	320	321	320	320	320							
15	317	317	318	318	318	319	318	318	318	318	318	317							
20	314	314	313	314	315	314	314	314	314	314	314	313							
25	309	308	307	308	308	308	309	307	308	308	308	308							
30	299	299	299	299	300	300	300	299	300	299	299	299							
35	289	289	288	289	289	289	289	288	289	287	288	288							
40	274	274	274	275	276	275	276	275	274	274	275	274							
45	258	259	259	260	259	260	260	260	259	258	259	258							
50	240	241	240	241	242	242	241	240	241	239	240	239							
55	220	221	220	221	221	222	221	220	221	218	219	219							
60	198	198	198	200	200	199	200	198	198	197	198	196							
65	174	176	176	175	176	176	176	174	175	174	173	174							
70	149	150	152	151	151	153	151	149	149	149	149	150							
75	125	126	126	129	127	128	126	133	125	125	125	126							
80	100	102	103	103	102	104	102	101	102	100	99.8	99.7							
85	79.1	79.9	80.1	80.8	80.4	80.5	80.1	79.3	80.7	78.9	78.6	77.9							
90	64.4	65.2	65.5	66.1	65.6	65.5	64.9	64.4	64.4	63.7	63.5	63.3							
95	58.8	59.2	59.2	59.7	59.1	59.1	58.5	58.2	57.8	57.7	57.0	57.4							
100	59.4	59.2	58.7	59.3	58.5	58.9	58.6	57.9	56.9	57.0	56.2	57.5							
105	59.9	59.3	58.3	58.8	58.2	59.1	59.1	57.8	56.3	56.6	55.7	57.5							
110	60.0	59.0	57.5	57.7	57.6	58.9	59.2	57.5	55.5	55.8	55.1	57.3							
115	54.5	58.2	56.5	56.7	56.7	58.0	53.5	56.6	54.4	54.7	54.1	56.6							
120	52.4	56.2	54.4	55.9	54.8	55.6	51.8	54.6	53.1	54.2	52.8	54.9							
125	51.8	53.0	51.3	54.0	51.4	52.3	51.1	51.4	50.2	53.1	49.9	52.0							
130	50.8	49.5	47.6	52.0	47.4	48.9	50.1	48.0	46.6	51.7	46.4	48.9							
135	49.6	46.6	44.5	50.0	44.4	45.7	49.0	45.1	43.7	49.8	43.9	46.2							
140	48.2	43.6	41.5	46.2	41.5	42.9	47.3	41.9	40.5	46.3	41.1	43.4							
145	45.6	40.9	38.7	42.9	38.4	40.3	44.3	39.2	37.8	42.7	38.5	40.7							
150	41.8	38.9	36.8	39.0	36.1	38.8	40.8	38.0	35.7	38.7	36.8	39.0							
155	38.1	35.3	34.3	35.4	34.6	35.8	37.6	35.1	34.2	36.1	35.1	36.6							
160	35.8	34.0	31.6	32.9	33.3	33.1	34.5	31.6	32.8	33.3	32.8	34.7							
165	33.8	32.4	29.9	30.5	31.1	30.6	32.7	29.8	31.4	30.9	30.4	32.9							
170	32.5	30.2	28.7	29.7	28.5	29.3	31.3	28.6	28.7	29.8	28.2	29.8							
175	34.3	34.2	30.8	33.9	34.2	31.1	33.4	30.8	33.3	33.1	30.7	33.8							
180	36.3	33.8	33.7	36.5	34.1	33.8	36.3	33.8	33.6	36.5	34.2	33.8							

C Range: 0 - 360DEG  
 C Interval: 30.0DEG  
 Test Speed: HIGH  
 Temperature:25.3DEG  
 Operators:admin  
 Test Date:2022-03-16

□ Range: 0 - 180DEG  
 □ Interval: 1.0DEG  
 Test System:EVERFINE GO-2000B\_V1 SYSTEM V2.00.411  
 Humidity:65.0%  
 Test Distance:8.780m [K=1.0000]  
 Remarks: