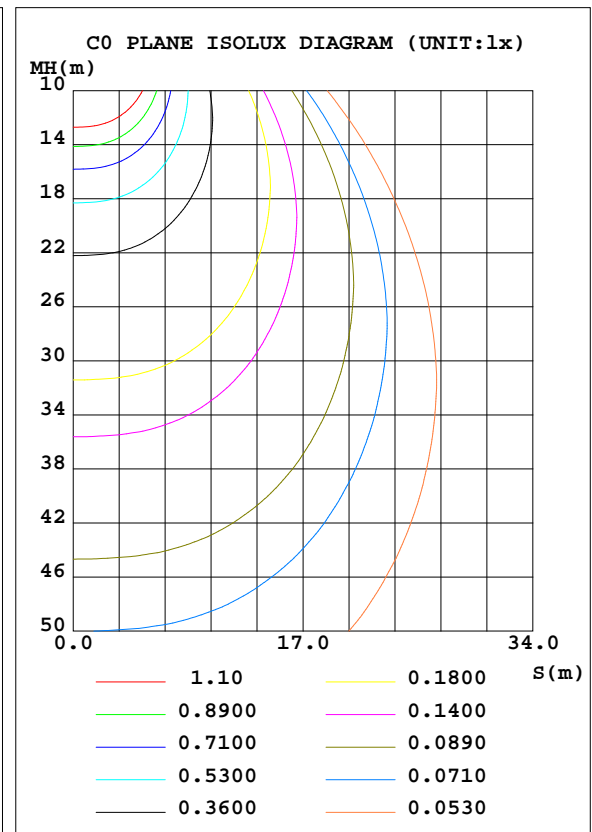
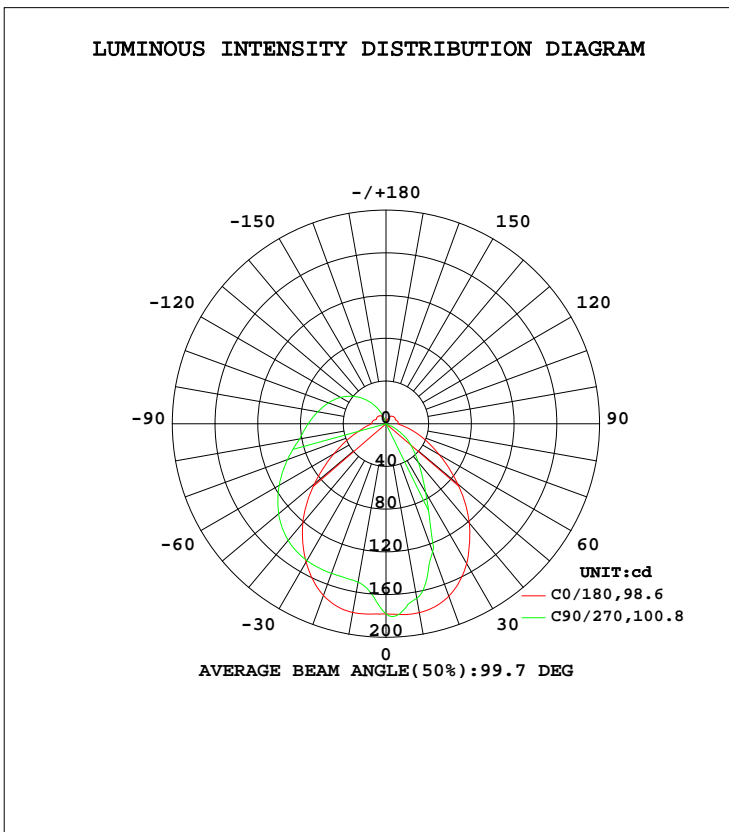


LUMINAIRE PHOTOMETRIC TEST REPORT

Test:U:120.0V I:0.1051A P:12.27W PF:0.9728 Lamp Flux:927x1 lm		
NAME: LED luminaires	TYPE:N/A	WEIGHT:N/A
SPEC.:ASD-LVF24M-2D12CC-BK 5000K	DIM.: N/A	SERIAL No.:N/A
MFR.: ASD Lighting corp	SUR.:N/A	Shielding Angle:N/A

DATA OF LAMP		PHOTOMETRIC DATA Eff: 75,55 lm/W			
MODEL ASD-LVF24M-2D12CC-BK 5000K	I _{max} (cd)	182.6	S/MH(C0/180)	1.25	
NOMINAL POWER(W)	LOR(%)	100.0	S/MH(C90/270)	0.82	
RATED VOLTAGE(V)	120	TOTAL FLUX(lm)	927	η UP, DN(C0-180)	18.3,55.4
NOMINAL FLUX(lm)	927	CIE CLASS	SEMI-D.	η UP, DN(C180-360)	1.0,25.3
LAMPS INSIDE	1	η up(%)	19.3	CIBSE SHR NOM	1.25
TEST VOLTAGE(V)	120	η down(%)	80.7	CIBSE SHR MAX	1.30



C Range: 0 - 360DEG
 C Interval: 22.5DEG
 Test Speed: HIGH
 Temperature:25.1DEG
 Operators:Evan
 Test Date:2022-11-29

γ Range: 0 - 180DEG
 γ Interval: 1.0DEG
 Test System:EVERFINE GO-R5000_V2 SYSTEM V2.0.351
 Humidity:42%
 Test Distance:2.532m [K=1.0000]
 Remarks:

ZONAL FLUX DIAGRAM

ZONAL FLUX DIAGRAM:

γ	C0	C45	C90	C135	C180	C225	C270	C315	γ	Φ zone	Φ total	%lum,lamp
10	179.4	156.2	150.7	156.3	179.6	172.7	166.1	170.8	0- 10	16.30	16.30	2.68,2.68
20	171.1	151.4	149.1	151.1	171.9	155.1	127.9	151.6	10- 20	45.15	61.46	10.1,10.1
30	149.6	147.7	148.0	146.7	151.1	117.9	74.43	113.9	20- 30	65.23	126.7	20.9,20.9
40	121.3	141.0	142.6	139.5	121.5	71.23	47.23	69.91	30- 40	74.42	201.1	33.1,33.1
50	87.50	130.9	131.2	129.2	87.68	42.37	29.78	42.28	40- 50	75.80	276.9	45.6,45.6
60	56.32	117.3	115.5	115.7	57.31	24.08	13.79	24.35	50- 60	69.66	346.6	57,57
70	34.05	101.5	98.13	100.3	35.03	7.075	0.6652	7.357	60- 70	58.75	405.3	66.7,66.7
80	20.74	85.30	82.23	84.63	19.31	0.0791	0.0964	0.0906	70- 80	46.86	452.2	74.4,74.4
90	13.54	73.54	72.92	73.54	11.52	0.1091	0.1306	0.1283	80- 90	38.30	490.5	80.7,80.7
100	12.87	63.79	65.04	63.79	11.37	0.1221	0.1448	0.1445	90-100	32.74	523.2	86.1,86.1
110	11.13	53.98	57.35	54.13	10.21	0.0997	0.1161	0.1171	100-110	27.42	550.6	90.6,90.6
120	10.30	44.29	49.40	44.40	10.02	0.0858	0.0962	0.0963	110-120	21.73	572.4	94.2,94.2
130	10.29	34.05	40.06	34.09	9.961	0.0888	0.0968	0.0993	120-130	15.97	588.3	96.8,96.8
140	9.701	23.32	29.39	23.32	9.279	0.1257	0.0964	0.1121	130-140	10.45	598.8	98.6,98.6
150	8.436	12.57	17.80	12.55	7.813	0.5508	0.1107	0.2020	140-150	5.814	604.6	99.5,99.5
160	5.007	3.328	6.345	3.153	4.456	1.675	0.1452	0.2080	150-160	2.382	607.0	99.9,99.9
170	1.891	1.051	0.3362	0.7882	1.449	1.075	0.1796	0.1888	160-170	0.5190	607.5	100,100
180	0.2383	0.2486	0.2587	0.2604	0.2371	0.2441	0.2523	0.2634	170-180	0.0460	607.6	100,100
DEG	LUMINOUS INTENSITY:cd									UNIT:lm		

Conical surface Flux(90deg): 239.37 lm

%lum = 39.4%

%lamp = 39.4%

Conical surface Flux(120deg): 346.57 lm

%lum = 57.0%

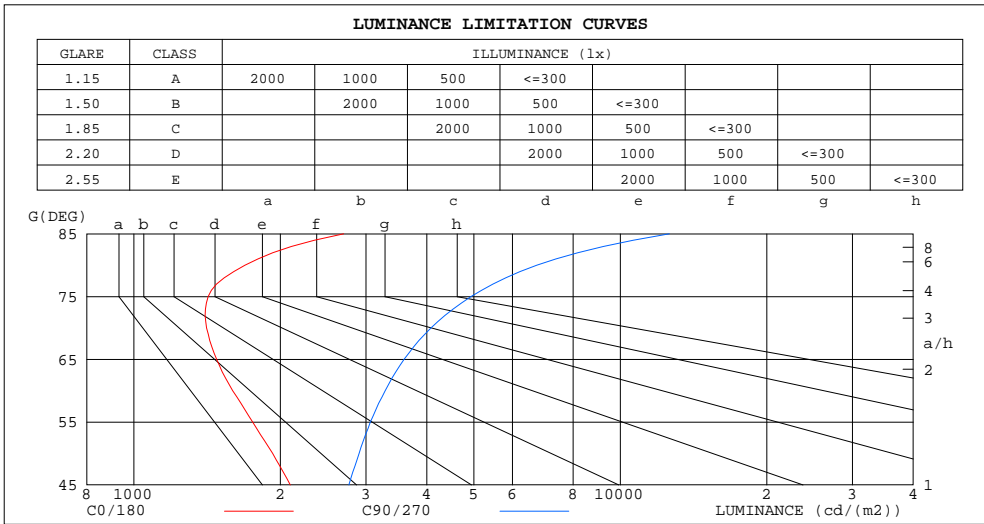
%lamp = 57.0%

C Range: 0 - 360DEG
 C Interval: 22.5DEG
 Test Speed: HIGH
 Temperature:25.1DEG
 Operators:Evan
 Test Date:2022-11-29

γ Range: 0 - 180DEG
 γ Interval: 1.0DEG
 Test System:EVERFINE GO-R5000_V2 SYSTEM V2.0.351
 Humidity:42%
 Test Distance:2.532m [K=1.0000]
 Remarks:

LUMINANCE LIMITATION CURVES

Test:U:120.0V I:0.1051A P:12.27W PF:0.9728 Lamp Flux:927x1 lm		
NAME: LED luminaires	TYPE:N/A	WEIGHT:N/A
SPEC.:ASD-LVF24M-2D12CC-BK 5000K	DIM.: N/A	SERIAL No.:N/A
MFR.: ASD Lighting corp	SUR.:N/A	Shielding Angle:N/A



LUMINANCE cd/(m2)		
G(DEG)	C0/180	C90/270
85	2699	12605
80	1692	6735
75	1421	4932
70	1410	4080
65	1480	3594
60	1595	3285
55	1755	3063
50	1928	2904
45	2096	2766

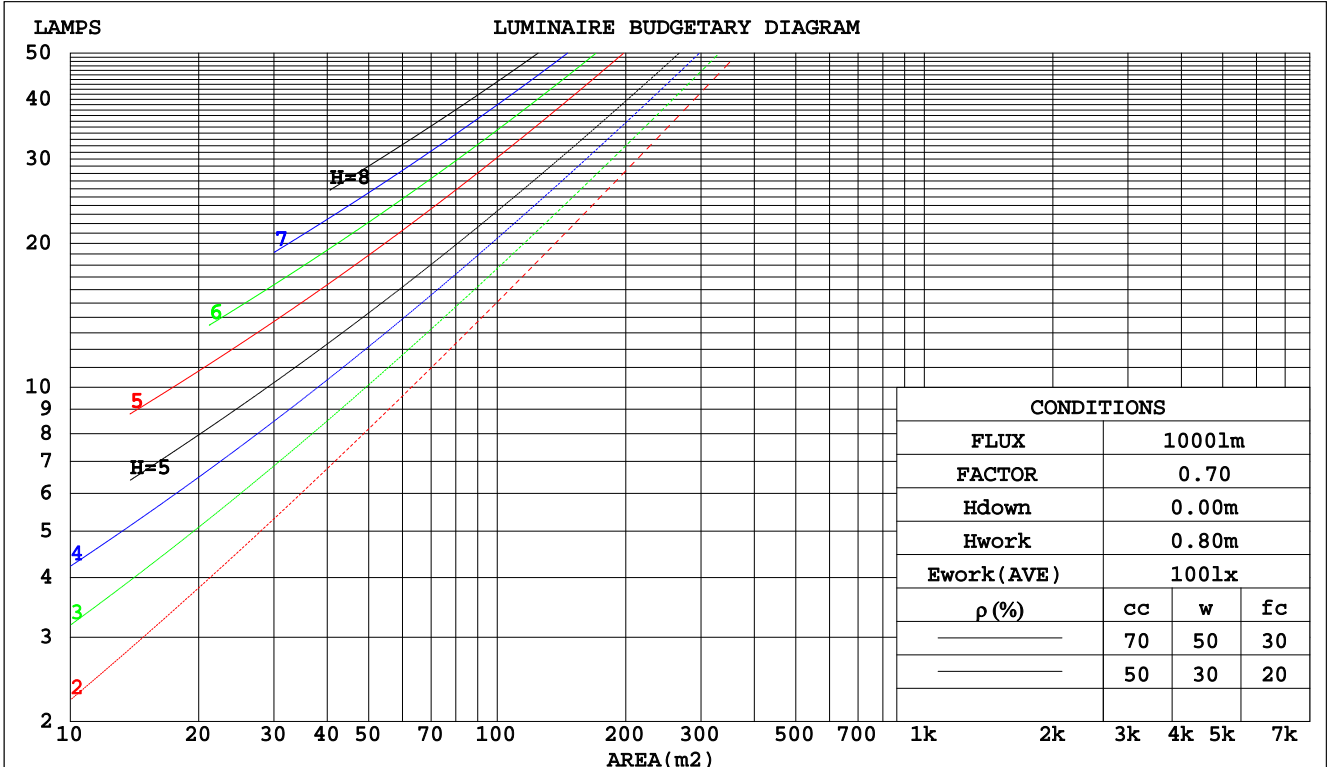
C Range: 0 - 360DEG
 C Interval: 22.5DEG
 Test Speed: HIGH
 Temperature:25.1DEG
 Operators:Evan
 Test Date:2022-11-29

γ Range: 0 - 180DEG
 γ Interval: 1.0DEG
 Test System:EVERFINE GO-R5000_V2 SYSTEM V2.0.351
 Humidity:42%
 Test Distance:2.532m [K=1.0000]
 Remarks:

CU AND LUMINAIRE BUDGETARY ESTIMATE DIAGRAM

Test:U:120.0V I:0.1051A P:12.27W PF:0.9728 Lamp Flux:927x1 lm		
NAME: LED luminaires	TYPE:N/A	WEIGHT:N/A
SPEC.:ASD-LVF24M-2D12CC-BK 5000K	DIM.: N/A	SERIAL No.:N/A
MFR.: ASD Lighting corp	SUR.:N/A	Shielding Angle:N/A

pcc	80%			70%			50%			30%			10%			0
	50%	30%	10%	50%	30%	10%	50%	30%	10%	50%	30%	10%	50%	30%	10%	0
pw																0
pfc	20%			20%			20%			20%			20%			0
RCR	RCR:Room Cavity Ratio															
	Coefficients of Utilization(CU)															
0.0	1.14	1.14	1.14	1.10	1.10	1.10	1.00	1.00	1.00	.92	.92	.92	.84	.84	.84	.81
1.0	.97	.92	.87	.93	.88	.84	.85	.81	.78	.78	.75	.72	.71	.69	.67	.63
2.0	.84	.76	.70	.80	.73	.68	.73	.68	.63	.67	.63	.59	.61	.58	.55	.52
3.0	.73	.65	.58	.70	.62	.56	.64	.58	.53	.59	.54	.49	.54	.50	.46	.43
4.0	.65	.56	.49	.62	.54	.47	.57	.50	.45	.53	.47	.42	.48	.43	.40	.37
5.0	.58	.49	.42	.55	.47	.41	.51	.44	.39	.47	.41	.36	.43	.38	.34	.32
6.0	.52	.43	.37	.50	.42	.36	.46	.39	.34	.43	.37	.32	.39	.34	.30	.28
7.0	.47	.38	.32	.45	.37	.31	.42	.35	.30	.39	.33	.28	.36	.31	.27	.25
8.0	.43	.34	.29	.41	.34	.28	.39	.32	.27	.36	.30	.25	.33	.28	.24	.22
9.0	.39	.31	.26	.38	.30	.25	.35	.29	.24	.33	.27	.23	.31	.26	.22	.20
10.0	.36	.29	.23	.35	.28	.23	.33	.26	.22	.31	.25	.21	.29	.24	.20	.18



C Range: 0 - 360DEG
 C Interval: 22.5DEG
 Test Speed: HIGH
 Temperature:25.1DEG
 Operators:Evan
 Test Date:2022-11-29

γ Range: 0 - 180DEG
 γ Interval: 1.0DEG
 Test System:EVERFINE GO-R5000_V2 SYSTEM V2.0.351
 Humidity:42%
 Test Distance:2.532m [K=1.0000]
 Remarks:

WEC AND CCEC

Test:U:120.0V I:0.1051A P:12.27W PF:0.9728 Lamp Flux:927x1 lm		
NAME: LED luminaires	TYPE:N/A	WEIGHT:N/A
SPEC.:ASD-LVF24M-2D12CC-BK 5000K	DIM.: N/A	SERIAL No.:N/A
MFR.: ASD Lighting corp	SUR.:N/A	Shielding Angle:N/A

ρcc	80%			70%			50%			30%			10%			0
ρw	50%	30%	10%	50%	30%	10%	50%	30%	10%	50%	30%	10%	50%	30%	10%	0
ρfc	20%			20%			20%			20%			20%			0
RCR	RCR:Room Cavity Ratio						Wall Exitance Coefficients(WEC)									
0.0																
1.0	.357	.203	.064	.344	.196	.062	.320	.183	.059	.297	.171	.055	.277	.160	.052	
2.0	.312	.171	.053	.301	.166	.051	.279	.155	.048	.258	.145	.045	.240	.135	.043	
3.0	.280	.149	.045	.269	.144	.043	.249	.135	.041	.231	.126	.039	.214	.118	.037	
4.0	.253	.132	.039	.244	.128	.038	.226	.120	.036	.209	.112	.034	.193	.105	.032	
5.0	.231	.118	.034	.223	.114	.033	.206	.107	.032	.191	.101	.030	.177	.094	.028	
6.0	.213	.107	.031	.205	.104	.030	.190	.097	.028	.176	.091	.027	.163	.086	.025	
7.0	.197	.097	.028	.190	.095	.027	.176	.089	.026	.163	.084	.024	.151	.079	.023	
8.0	.183	.090	.025	.177	.087	.025	.164	.082	.023	.152	.077	.022	.141	.072	.021	
9.0	.171	.083	.023	.165	.080	.023	.154	.076	.022	.143	.071	.020	.132	.067	.019	
10.0	.161	.077	.021	.155	.075	.021	.144	.071	.020	.134	.067	.019	.125	.063	.018	

ρcc	80%			70%			50%			30%			10%			0
ρw	50%	30%	10%	50%	30%	10%	50%	30%	10%	50%	30%	10%	50%	30%	10%	0
ρfc	20%			20%			20%			20%			20%			0
RCR	RCR:Room Cavity Ratio						Ceiling Cavity Exitance Coefficients(CCEC)									
0.0	.337	.337	.337	.288	.288	.288	.197	.197	.197	.113	.113	.113	.036	.036	.036	
1.0	.332	.304	.279	.284	.261	.240	.194	.179	.166	.112	.104	.096	.036	.033	.031	
2.0	.324	.281	.245	.278	.242	.211	.190	.167	.147	.110	.097	.086	.035	.031	.028	
3.0	.316	.264	.223	.271	.228	.193	.186	.158	.135	.107	.092	.080	.035	.030	.026	
4.0	.308	.252	.208	.265	.217	.181	.182	.151	.127	.105	.089	.075	.034	.029	.025	
5.0	.301	.242	.198	.258	.209	.172	.178	.146	.122	.103	.086	.072	.033	.028	.024	
6.0	.293	.234	.191	.252	.202	.166	.174	.142	.117	.101	.083	.070	.033	.027	.023	
7.0	.287	.227	.185	.247	.197	.161	.170	.138	.114	.099	.081	.068	.032	.027	.023	
8.0	.280	.221	.181	.241	.192	.158	.167	.135	.112	.097	.080	.067	.031	.026	.022	
9.0	.274	.217	.178	.236	.188	.155	.164	.132	.110	.095	.078	.066	.031	.026	.022	
10.0	.268	.213	.175	.231	.185	.153	.160	.130	.109	.094	.077	.065	.030	.025	.022	

C Range: 0 - 360DEG
 C Interval: 22.5DEG
 Test Speed: HIGH
 Temperature:25.1DEG
 Operators:Evan
 Test Date:2022-11-29

γ Range: 0 - 180DEG
 γ Interval: 1.0DEG
 Test System:EVERFINE GO-R5000_V2 SYSTEM V2.0.351
 Humidity:42%
 Test Distance:2.532m [K=1.0000]
 Remarks:

UGR(Unified Glare Rating) Table

Test:U:120.0V I:0.1051A P:12.27W PF:0.9728 Lamp Flux:927x1 lm										
NAME: LED luminaires					TYPE:N/A			WEIGHT:N/A		
SPEC.:ASD-LVF24M-2D12CC-BK 5000K					DIM.: N/A			SERIAL No.:N/A		
MFR.: ASD Lighting corp					SUR.:N/A			Shielding Angle:N/A		
ceiling/cavity	0.7	0.7	0.5	0.5	0.3	0.7	0.7	0.5	0.5	0.3
walls	0.5	0.3	0.5	0.3	0.3	0.5	0.3	0.5	0.3	0.3
working plane	0.2	0.2	0.2	0.2	0.2	0.2	0.2	0.2	0.2	0.2
Room dimensions	Viewed crosswise					Viewed endwise				
x = 2H y = 2H	15.4	16.7	15.9	17.2	17.8	17.2	18.5	17.7	19.0	19.6
3H	17.0	18.2	17.6	18.7	19.4	19.7	20.9	20.2	21.4	22.1
4H	17.7	18.8	18.3	19.4	20.0	21.1	22.2	21.6	22.8	23.4
6H	18.4	19.4	18.9	20.0	20.7	22.6	23.6	23.2	24.2	24.9
8H	18.7	19.7	19.3	20.3	21.0	23.4	24.4	24.0	25.0	25.7
12H	19.0	20.0	19.6	20.6	21.3	24.4	25.4	25.0	26.0	26.7
4H 2H	16.8	17.9	17.4	18.5	19.1	18.0	19.1	18.5	19.7	20.3
3H	18.9	19.9	19.5	20.5	21.2	20.7	21.7	21.4	22.3	23.0
4H	19.9	20.8	20.6	21.5	22.2	22.3	23.2	22.9	23.8	24.6
6H	20.9	21.7	21.6	22.4	23.1	24.0	24.8	24.7	25.5	26.2
8H	21.3	22.1	22.0	22.8	23.5	25.0	25.7	25.6	26.4	27.2
12H	21.7	22.4	22.4	23.1	23.9	26.1	26.8	26.8	27.5	28.3
8H 4H	21.1	21.9	21.8	22.5	23.3	22.9	23.6	23.5	24.3	25.1
6H	22.6	23.2	23.3	23.9	24.7	24.9	25.5	25.6	26.2	27.1
8H	23.3	23.9	24.1	24.6	25.5	26.1	26.6	26.8	27.4	28.2
12H	24.0	24.5	24.8	25.3	26.1	27.4	27.9	28.2	28.7	29.5
12H 4H	21.4	22.1	22.1	22.8	23.6	23.0	23.7	23.7	24.4	25.1
6H	23.1	23.7	23.8	24.4	25.3	25.1	25.7	25.9	26.4	27.3
8H	24.1	24.6	24.8	25.3	26.2	26.4	26.9	27.2	27.7	28.5
Variations with the observer position at spacings:										
S = 1.0H	+ 0.1 / - 0.1					+ 0.1 / - 0.1				
1.5H	+ 0.2 / - 0.3					+ 0.2 / - 0.3				
2.0H	+ 0.3 / - 0.5					+ 0.3 / - 0.4				

CIE Pub.117 Corrected 607.6 lm Total Lamp Luminous Flux. (8log(F/F0) = -1.7)

C Range: 0 - 360DEG
C Interval: 22.5DEG
Test Speed: HIGH
Temperature:25.1DEG
Operators:Evan
Test Date:2022-11-29

γ Range: 0 - 180DEG
 γ Interval: 1.0DEG
Test System:EVERFINE GO-R5000_V2 SYSTEM V2.0.351
Humidity:42%
Test Distance:2.532m [K=1.0000]
Remarks:

UTILIZATION FACTORS TABLE

Test:U:120.0V I:0.1051A P:12.27W PF:0.9728 Lamp Flux:927x1 lm		
NAME: LED luminaires	TYPE:N/A	WEIGHT:N/A
SPEC.:ASD-LVF24M-2D12CC-BK 5000K	DIM.: N/A	SERIAL No.:N/A
MFR.: ASD Lighting corp	SUR.:N/A	Shielding Angle:N/A

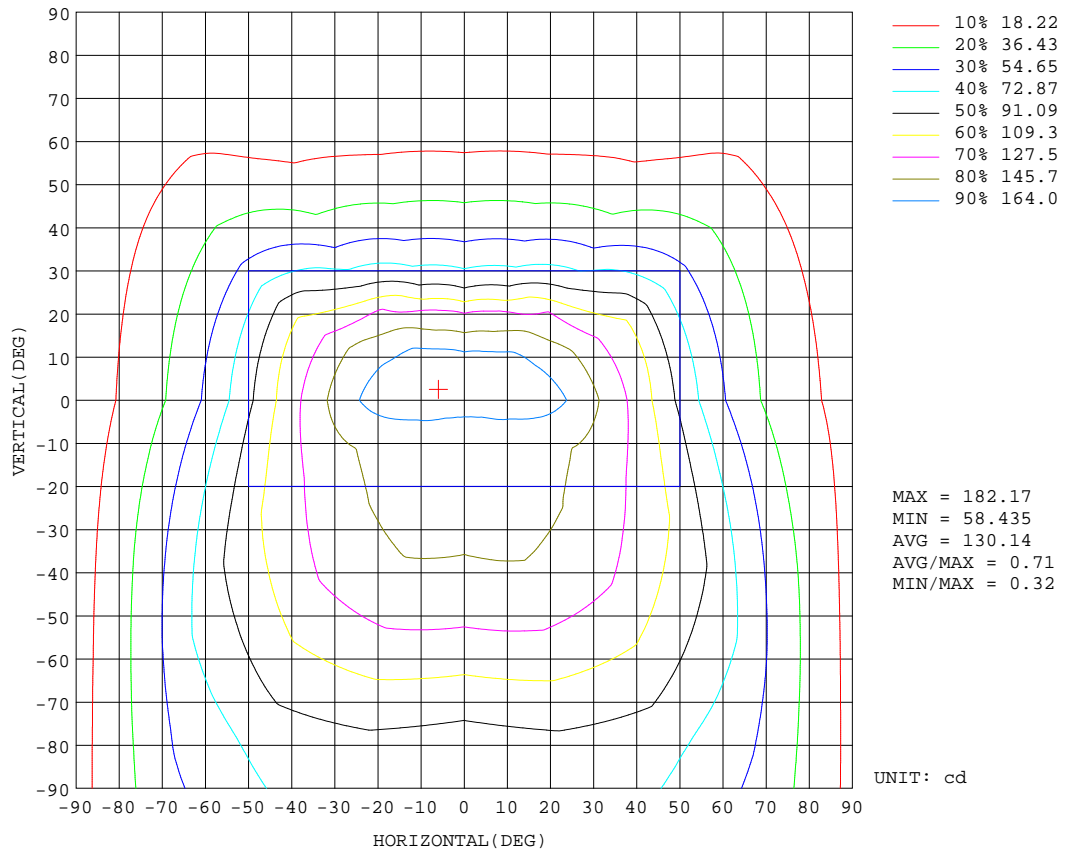
REFLECTANCE										
Ceiling	0.8	0.8	0.8	0.7	0.7	0.7	0.5	0.5	0.5	0
Walls	0.7	0.5	0.3	0.7	0.5	0.3	0.7	0.5	0.3	0
Working plane	0.2	0.2	0.2	0.2	0.2	0.2	0.2	0.2	0.2	0
ROOM INDEX	UTILIZATION FACTORS(PERCENT) $k(RI) \times RCR = 5$									
k = 0.60	50	38	31	49	38	31	47	37	31	24
0.80	59	47	39	58	46	39	55	45	38	30
1.00	67	55	47	65	54	46	61	54	45	36
1.25	74	62	54	71	60	53	67	58	51	42
1.50	79	67	59	76	66	58	71	62	56	46
2.00	86	75	67	83	73	66	77	69	63	51
2.50	90	80	73	86	78	71	80	73	67	55
3.00	93	85	78	90	82	76	83	77	71	58
4.00	98	90	84	94	87	82	87	81	77	62
5.00	101	94	89	97	91	86	89	84	80	65
ROOM INDEX	UF(total)									Direct
According to DIN EN 13032-2 2004			Suspended				SHRNOM = 1.25			

C Range: 0 - 360DEG
 C Interval: 22.5DEG
 Test Speed: HIGH
 Temperature:25.1DEG
 Operators:Evan
 Test Date:2022-11-29

γ Range: 0 - 180DEG
 γ Interval: 1.0DEG
 Test System:EVERFINE GO-R5000_V2 SYSTEM V2.0.351
 Humidity:42%
 Test Distance:2.532m [K=1.0000]
 Remarks:

ISOCANDELA DIAGRAM

Test:U:120.0V I:0.1051A P:12.27W PF:0.9728 Lamp Flux:927x1 lm		
NAME: LED luminaires	TYPE:N/A	WEIGHT:N/A
SPEC.:ASD-LVF24M-2D12CC-BK 5000K	DIM.: N/A	SERIAL No.:N/A
MFR.:ASD Lighting corp	SUR.:N/A	Shielding Angle:N/A

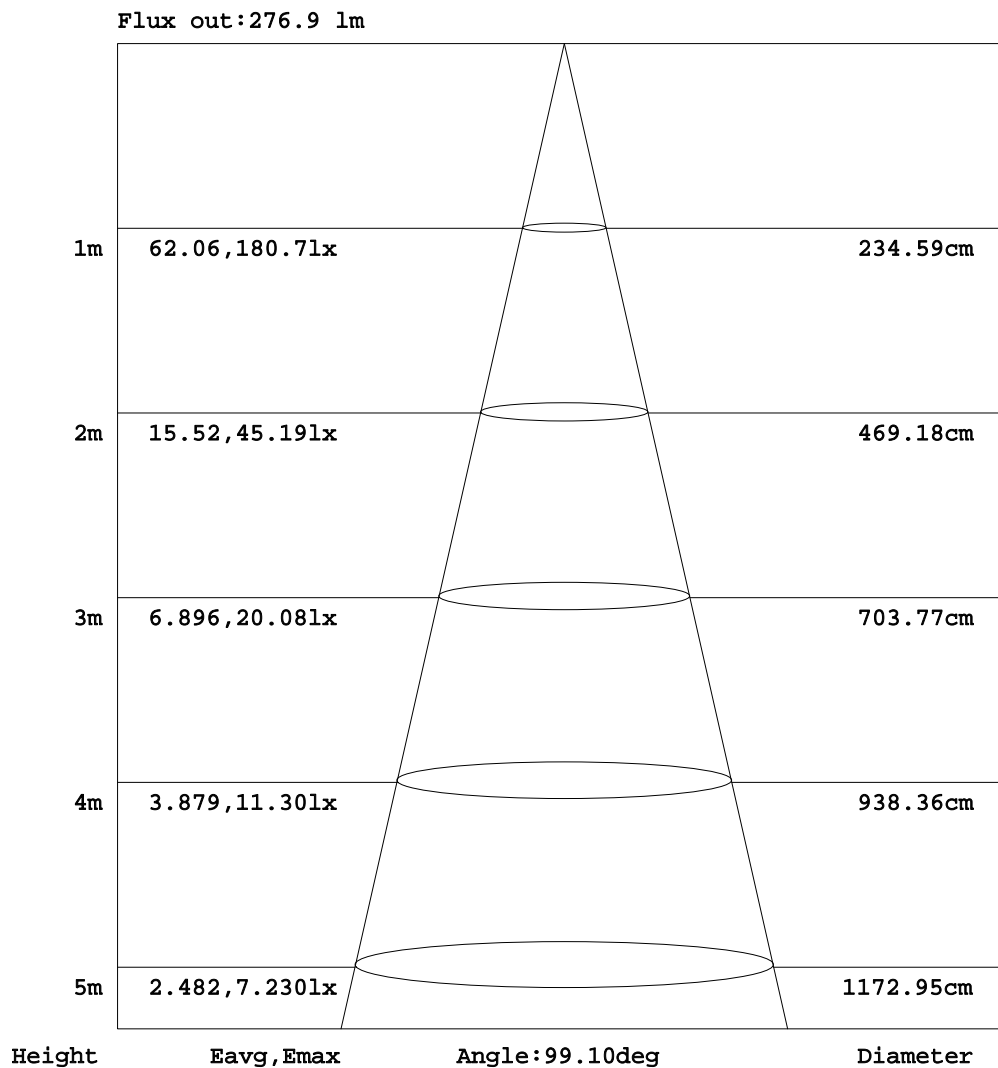


C Range: 0 - 360DEG
 C Interval: 22.5DEG
 Test Speed: HIGH
 Temperature:25.1DEG
 Operators:Evan
 Test Date:2022-11-29

γ Range: 0 - 180DEG
 γ Interval: 1.0DEG
 Test System:EVERFINE GO-R5000_V2 SYSTEM V2.0.351
 Humidity:42%
 Test Distance:2.532m [K=1.0000]
 Remarks:

AAI Figure

Test:U:120.0V I:0.1051A P:12.27W PF:0.9728 Lamp Flux:927x1 lm		
NAME: LED luminaires	TYPE:N/A	WEIGHT:N/A
SPEC.:ASD-LVF24M-2D12CC-BK 5000K	DIM.: N/A	SERIAL No.:N/A
MFR.: ASD Lighting corp	SUR.:N/A	Shielding Angle:N/A



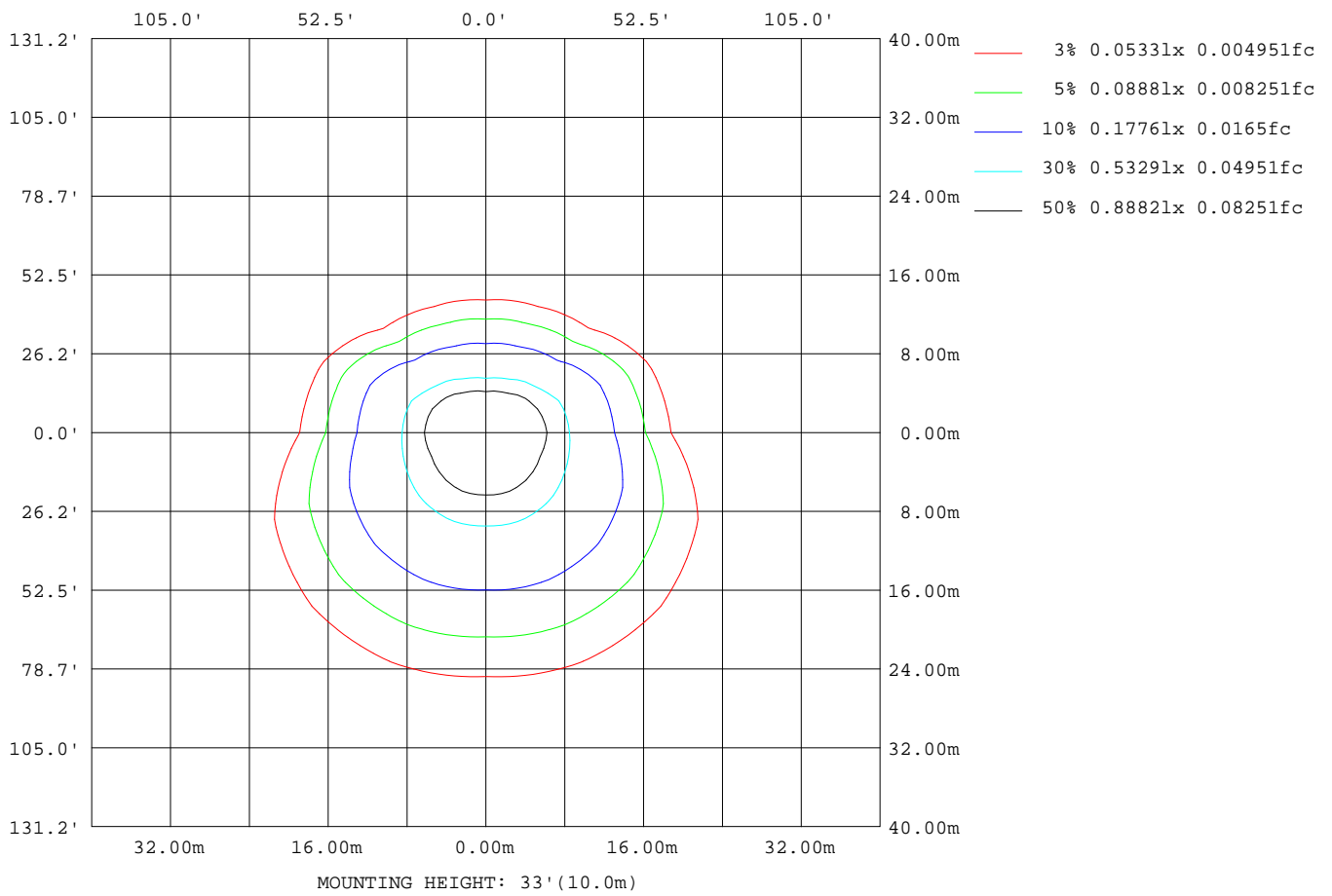
Note:The Curves indicate the illuminated area and the average illumination when the luminaire is at different distance.

C Range: 0 - 360DEG
 C Interval: 22.5DEG
 Test Speed: HIGH
 Temperature:25.1DEG
 Operators:Evan
 Test Date:2022-11-29

γ Range: 0 - 180DEG
 γ Interval: 1.0DEG
 Test System:EVERFINE GO-R5000_V2 SYSTEM V2.0.351
 Humidity:42%
 Test Distance:2.532m [K=1.0000]
 Remarks:

ISOLUX DIAGRAM

Test:U:120.0V I:0.1051A P:12.27W PF:0.9728 Lamp Flux:927x1 lm		
NAME: LED luminaires	TYPE:N/A	WEIGHT:N/A
SPEC.:ASD-LVF24M-2D12CC-BK 5000K	DIM.: N/A	SERIAL No.:N/A
MFR.: ASD Lighting corp	SUR.:N/A	Shielding Angle:N/A



C Range: 0 - 360DEG
 C Interval: 22.5DEG
 Test Speed: HIGH
 Temperature:25.1DEG
 Operators:Evan
 Test Date:2022-11-29

γ Range: 0 - 180DEG
 γ Interval: 1.0DEG
 Test System:EVERFINE GO-R5000_V2 SYSTEM V2.0.351
 Humidity:42%
 Test Distance:2.532m [K=1.0000]
 Remarks:

LED Avg.L Report

Test:U:120.0V I:0.1051A P:12.27W PF:0.9728 Lamp Flux:927x1 lm		
NAME: LED luminaires	TYPE:N/A	WEIGHT:N/A
SPEC.:ASD-LVF24M-2D12CC-BK 5000K	DIM.: N/A	SERIAL No.:N/A
MFR.: ASD Lighting corp	SUR.:N/A	Shielding Angle:N/A

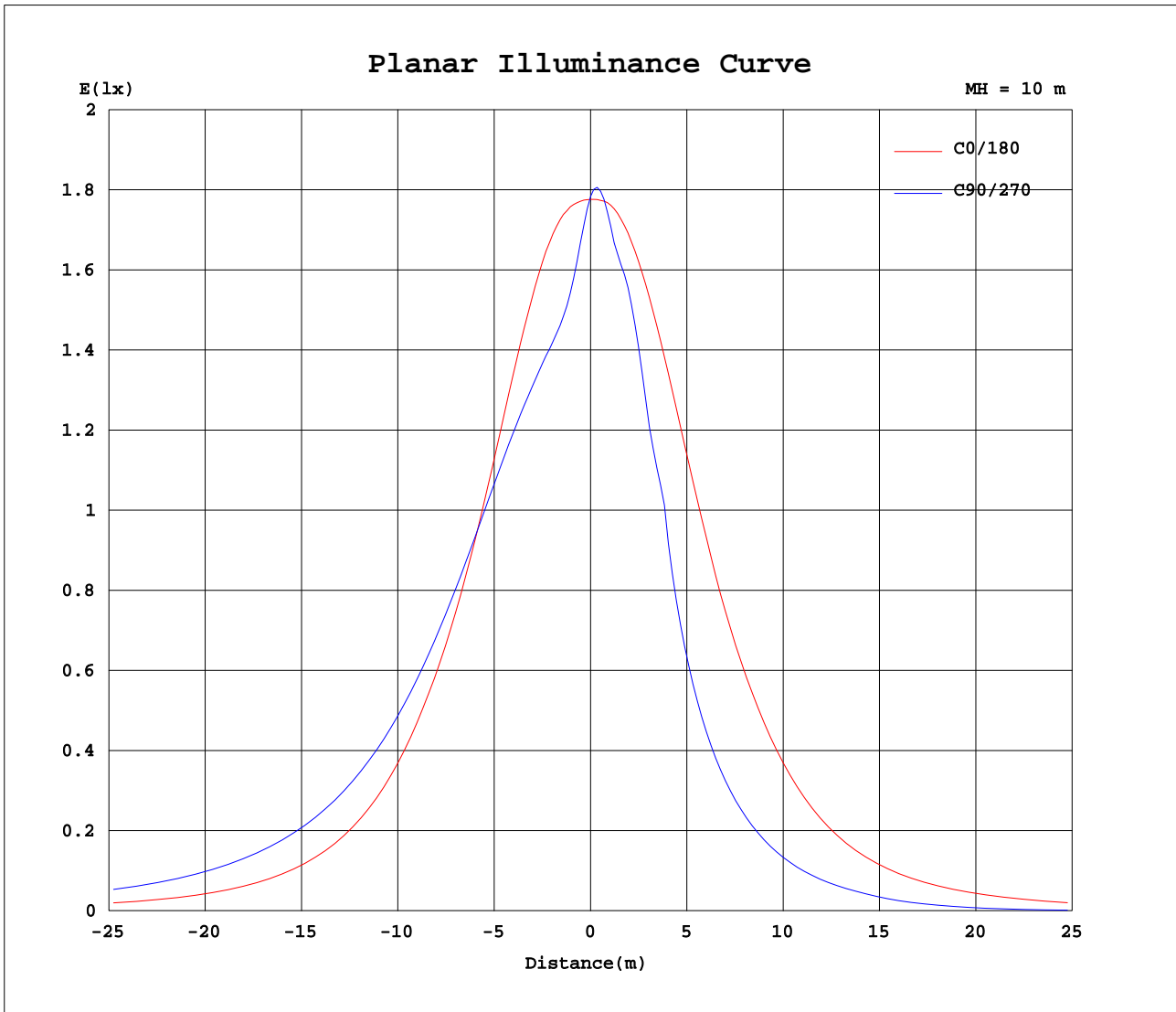
AvgL	cd/m2
L_0~180(65)av	1502
L_0~180(75)av	1438
L_0~180(85)av	2502
L_90~270(65)av	1903
L_90~270(75)av	2465
L_90~270(85)av	6304
L_45(65)av	2095
L_45(75)av	2568
L_45(85)av	6404

Standard: GB/T 29293-2012

C Range: 0 - 360DEG
 C Interval: 22.5DEG
 Test Speed: HIGH
 Temperature:25.1DEG
 Operators:Evan
 Test Date:2022-11-29

γ Range: 0 - 180DEG
 γ Interval: 1.0DEG
 Test System:EVERFINE GO-R5000_V2 SYSTEM V2.0.351
 Humidity:42%
 Test Distance:2.532m [K=1.0000]
 Remarks:

Planar Illuminance Curve



C Range: 0 - 360DEG
 C Interval: 22.5DEG
 Test Speed: HIGH
 Temperature: 25.1DEG
 Operators: Evan
 Test Date: 2022-11-29

γ Range: 0 - 180DEG
 γ Interval: 1.0DEG
 Test System: EVERFINE GO-R5000_V2 SYSTEM V2.0.351
 Humidity: 42%
 Test Distance: 2.532m [K=1.0000]
 Remarks:

LUMINOUS DISTRIBUTION INTENSITY DATA

Test:U:120.0V I:0.1051A P:12.27W PF:0.9728 Lamp Flux:927x1 lm		
NAME: LED luminaires	TYPE:N/A	WEIGHT:N/A
SPEC.:ASD-LVF24M-2D12CC-BK 5000K	DIM.: N/A	SERIAL No.:N/A
MFR.: ASD Lighting corp	SUR.:N/A	Shielding Angle:N/A

Table--1

UNIT: cd

C(DEG) γ (DEG)	0	22.5	45	67.5	90	112.5	135	157.5	180	202.5	225	247.5	270	292.5	315	337.5			
0	178	178	178	178	178	178	178	178	178	178	178	178	178	178	178	178			
5	179	172	165	161	160	161	166	173	179	182	181	178	176	177	180	181			
10	179	166	156	152	151	152	156	166	180	181	173	168	166	167	171	180			
15	177	160	153	151	149	151	153	160	177	175	168	157	149	155	165	172			
20	171	154	151	151	149	151	151	154	172	165	155	135	128	134	152	162			
25	162	148	150	151	149	150	149	148	163	156	137	110	96.1	108	134	151			
30	150	143	148	150	148	150	147	142	151	143	118	84.7	74.4	83.6	114	138			
35	136	136	145	148	146	148	143	136	136	129	91.7	66.5	59.0	65.9	89.2	124			
40	121	130	141	145	143	144	140	129	121	115	71.2	52.7	47.2	52.3	69.9	112			
45	105	122	136	141	138	140	135	121	105	102	54.9	41.7	37.7	41.6	54.4	98.1			
50	87.5	114	131	135	131	134	129	113	87.7	81.7	42.4	32.7	29.8	32.8	42.3	78.5			
55	71.1	106	124	128	124	127	123	105	71.5	64.4	32.3	25.1	22.6	25.2	32.5	62.2			
60	56.3	98.2	117	121	115	120	116	96.9	57.3	49.7	24.1	16.5	13.8	16.6	24.3	48.3			
65	44.1	90.0	110	112	107	112	108	88.7	45.2	38.1	15.7	8.36	6.46	8.47	15.9	37.3			
70	34.1	81.6	102	104	98.1	103	100	80.6	35.0	28.7	7.08	1.98	0.67	2.11	7.36	28.4			
75	26.0	73.3	93.4	95.5	89.7	95.0	92.4	72.5	26.4	19.8	0.55	0.08	0.09	0.09	0.78	19.7			
80	20.7	65.2	85.3	87.6	82.2	87.3	84.6	64.3	19.3	10.8	0.08	0.09	0.10	0.10	0.09	10.8			
85	16.6	56.9	78.5	82.1	77.2	82.0	78.4	56.7	14.1	8.30	0.10	0.11	0.12	0.12	0.11	8.15			
90	13.5	51.6	73.5	77.4	72.9	77.4	73.5	51.9	11.5	5.54	0.11	0.13	0.13	0.13	0.13	5.78			
95	13.3	47.1	68.6	72.9	68.9	72.9	68.7	47.5	11.5	3.41	0.12	0.14	0.14	0.15	0.14	3.44			
100	12.9	42.7	63.8	68.6	65.0	68.6	63.8	43.1	11.4	3.37	0.12	0.14	0.14	0.15	0.14	3.44			
105	12.2	38.5	58.8	64.2	61.1	64.2	58.8	39.0	10.9	2.89	0.11	0.13	0.13	0.13	0.13	3.02			
110	11.1	34.3	54.0	59.8	57.3	59.7	54.1	35.0	10.2	2.81	0.10	0.11	0.12	0.12	0.12	3.07			
115	9.96	30.2	49.2	55.3	53.5	55.2	49.3	31.0	9.65	2.67	0.09	0.10	0.10	0.10	0.10	3.08			
120	10.3	26.1	44.3	50.6	49.4	50.5	44.4	27.1	10.02	2.04	0.09	0.09	0.10	0.10	0.10	2.48			
125	10.4	22.1	39.2	45.7	44.9	45.5	39.3	23.1	10.1	1.57	0.09	0.09	0.10	0.10	0.10	1.96			
130	10.3	18.1	34.1	40.3	40.1	40.2	34.1	18.9	9.96	1.48	0.09	0.09	0.10	0.10	0.10	1.74			
135	10.0	14.3	28.7	34.8	34.8	34.7	28.7	15.0	9.67	1.70	0.09	0.09	0.10	0.10	0.10	1.75			
140	9.70	11.1	23.3	29.0	29.4	28.8	23.3	11.5	9.28	2.32	0.13	0.09	0.10	0.10	0.11	1.97			
145	9.26	8.56	17.9	23.0	23.7	22.9	17.9	8.68	8.81	3.04	0.34	0.10	0.10	0.10	0.17	2.11			
150	8.44	6.55	12.6	17.1	17.8	17.0	12.5	6.23	7.81	3.94	0.55	0.11	0.11	0.12	0.20	1.99			
155	6.69	5.16	7.59	11.2	12.0	11.1	7.55	4.80	6.10	4.54	0.99	0.21	0.13	0.14	0.24	1.73			
160	5.01	4.00	3.33	5.61	6.34	5.51	3.15	3.65	4.46	4.19	1.67	0.23	0.15	0.15	0.21	1.40			
165	3.40	2.82	1.86	1.11	1.41	0.99	1.56	2.50	2.89	2.94	1.70	0.34	0.16	0.17	0.18	0.83			
170	1.89	1.62	1.05	0.52	0.34	0.41	0.79	1.35	1.45	1.47	1.07	0.46	0.18	0.18	0.19	0.74			
175	0.27	0.56	0.45	0.30	0.30	0.30	0.35	0.46	0.21	0.21	0.21	0.21	0.21	0.22	0.22	0.23			
180	0.24	0.24	0.25	0.25	0.26	0.26	0.26	0.25	0.24	0.24	0.24	0.25	0.25	0.26	0.26	0.26			

C Range: 0 - 360DEG
 C Interval: 22.5DEG
 Test Speed: HIGH
 Temperature:25.1DEG
 Operators:Evan
 Test Date:2022-11-29

γ Range: 0 - 180DEG
 γ Interval: 1.0DEG
 Test System:EVERFINE GO-R5000_V2 SYSTEM V2.0.351
 Humidity:42%
 Test Distance:2.532m [K=1.0000]
 Remarks: