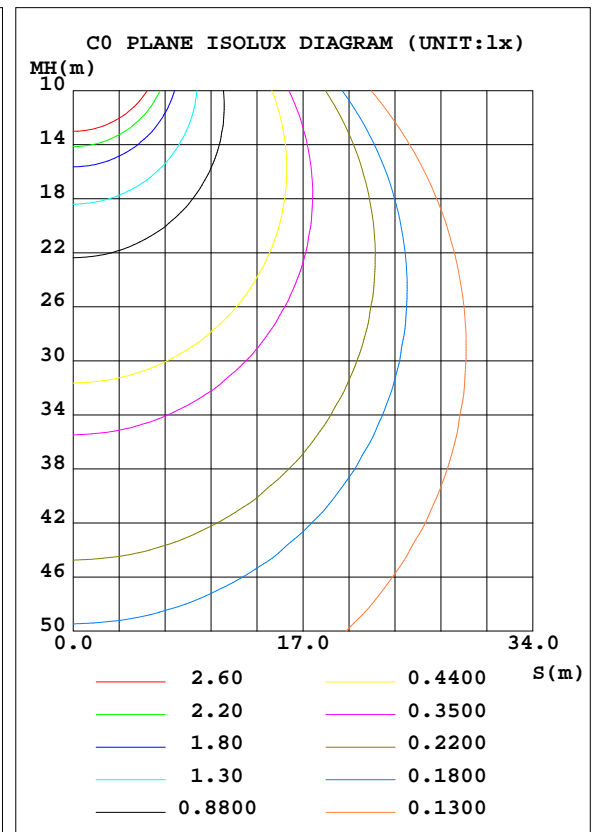
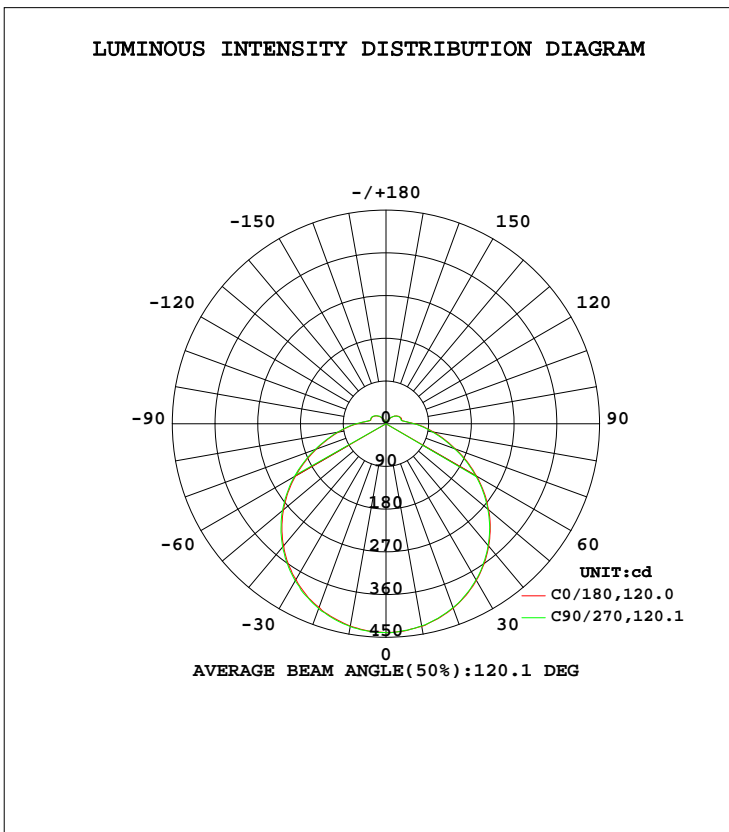


LUMINAIRE PHOTOMETRIC TEST REPORT

Test:U:120.01V I:0.1659A P:19.540W PF:0.9814 Freq:60.00Hz Lamp Flux:1621.7x1 lm		
NAME: ASD-LFMDR-MV-14D21CC-NK 5000K	TYPE:N/A	WEIGHT:N/A
SPEC.:N/A	DIM.: N/A	SERIAL No.:N/A
MFR.: ASD Lighting corp	SUR.:N/A	Shielding Angle:N/A

DATA OF LAMP		PHOTOMETRIC DATA Eff: 82.99 lm/W			
MODEL ASD-LFMDR-MV-14D21CC-NK	Imax(cd)	441.0	S/MH(C0/180)	1.29	
NOMINAL POWER(W)	LOR(%)	100.0	S/MH(C90/270)	1.28	
RATED VOLTAGE(V)	120	TOTAL FLUX(lm)	1621.7	$\eta$ UP, DN(C0-180)	5.5,44.9
NOMINAL FLUX(lm)	1621.7	CIE CLASS	SEMI-D.	$\eta$ UP, DN(C180-360)	5.3,44.2
LAMPS INSIDE	1	$\eta$ up(%)	10.9	CIBSE SHR NOM	1.50
TEST VOLTAGE(V)	120	$\eta$ down(%)	89.1	CIBSE SHR MAX	1.50



C Range: 0 - 360DEG  
 C Interval: 22.5DEG  
 Test Speed: HIGH  
 Temperature:25.1DEG  
 Operators:Evan  
 Test Date:2022-06-28

$\gamma$  Range: 0 - 180DEG  
 $\gamma$  Interval: 1.0DEG  
 Test System:EVERFINE GO-R5000\_V2 SYSTEM V2.0.351  
 Humidity:52%  
 Test Distance:2.526m [K=1.0000]  
 Remarks:

## ZONAL FLUX DIAGRAM

## ZONAL FLUX DIAGRAM:

$\gamma$	C0	C45	C90	C135	C180	C225	C270	C315	$\gamma$	$\Phi$ zone	$\Phi$ total	%lum,lamp
10	432.7	433.0	433.8	434.3	433.5	433.1	432.4	432.1	0- 10	41.66	41.66	2.57,2.57
20	411.8	413.3	414.7	415.2	413.5	413.2	412.3	412.4	10- 20	120.0	161.6	9.97,9.97
30	379.1	381.2	382.4	383.3	380.9	380.6	379.5	378.4	20- 30	183.8	345.4	21.3,21.3
40	335.3	337.3	338.8	340.0	336.6	336.6	334.8	333.6	30- 40	225.4	570.8	35.2,35.2
50	281.6	283.3	285.0	286.2	282.1	282.2	280.1	278.7	40- 50	239.8	810.6	50,50
60	220.2	221.0	223.0	224.1	220.2	220.0	217.9	216.5	50- 60	225.4	1036	63.9,63.9
70	156.1	156.7	158.8	160.4	155.7	155.2	153.2	151.5	60- 70	186.2	1222	75.4,75.4
80	101.9	102.5	104.2	105.5	102.1	101.4	99.64	98.44	70- 80	135.0	1357	83.7,83.7
90	61.14	61.36	62.92	63.83	61.02	60.52	59.60	58.83	80- 90	87.99	1445	89.1,89.1
100	36.34	36.55	37.23	37.37	36.15	36.39	35.72	34.84	90-100	51.19	1496	92.3,92.3
110	33.32	33.65	33.99	33.70	34.42	34.03	32.88	32.58	100-110	35.89	1532	94.5,94.5
120	30.91	31.09	31.67	31.39	31.27	31.24	30.43	30.16	110-120	32.43	1565	96.5,96.5
130	25.87	26.05	26.49	25.84	25.53	25.64	25.66	25.05	120-130	25.64	1590	98.1,98.1
140	19.10	19.35	20.95	18.22	17.84	18.01	18.02	18.57	130-140	17.37	1608	99.1,99.1
150	11.81	11.51	11.37	10.00	8.958	9.549	11.04	10.13	140-150	9.222	1617	99.7,99.7
160	5.553	5.201	5.664	5.362	3.999	4.439	4.519	4.964	150-160	3.493	1620	99.9,99.9
170	3.186	2.786	3.357	3.178	1.957	2.729	2.098	2.060	160-170	1.054	1622	100,100
180	0.1829	0.6434	0.6859	0.7170	0.7319	0.7335	0.7358	0.7329	170-180	0.1944	1622	100,100
DEG	LUMINOUS INTENSITY:cd									UNIT:lm		

Conical surface Flux(90deg): 690.7 lm

%lum = 42.6%

%lamp = 42.6%

Conical surface Flux(120deg): 1036 lm

%lum = 63.9%

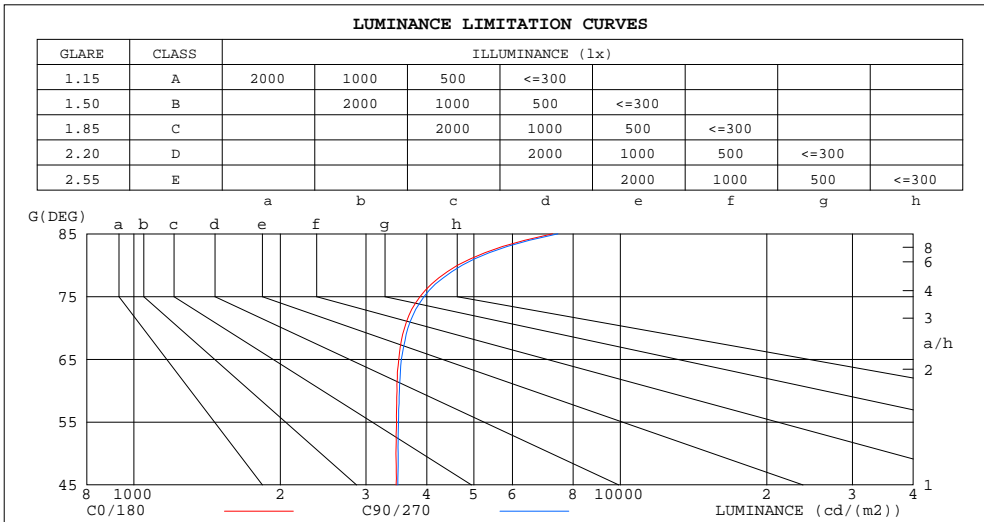
%lamp = 63.9%

C Range: 0 - 360DEG  
 C Interval: 22.5DEG  
 Test Speed: HIGH  
 Temperature:25.1DEG  
 Operators:Evan  
 Test Date:2022-06-28

$\gamma$  Range: 0 - 180DEG  
 $\gamma$  Interval: 1.0DEG  
 Test System:EVERFINE GO-R5000\_V2 SYSTEM V2.0.351  
 Humidity:52%  
 Test Distance:2.526m [K=1.0000]  
 Remarks:

LUMINANCE LIMITATION CURVES

Test:U:120.01V I:0.1659A P:19.540W PF:0.9814 Freq:60.00Hz Lamp Flux:1621.7x1 lm		
NAME: ASD-LFMDR-MV-14D21CC-NK 5000K	TYPE:N/A	WEIGHT:N/A
SPEC.:N/A	DIM.: N/A	SERIAL No.:N/A
MFR.: ASD Lighting corp	SUR.:N/A	Shielding Angle:N/A



LUMINANCE cd/(m2)		
G(DEG)	C0/180	C90/270
85	7254	7443
80	4629	4730
75	3875	3949
70	3601	3659
65	3504	3548
60	3475	3515
55	3467	3499
50	3458	3494
45	3461	3489

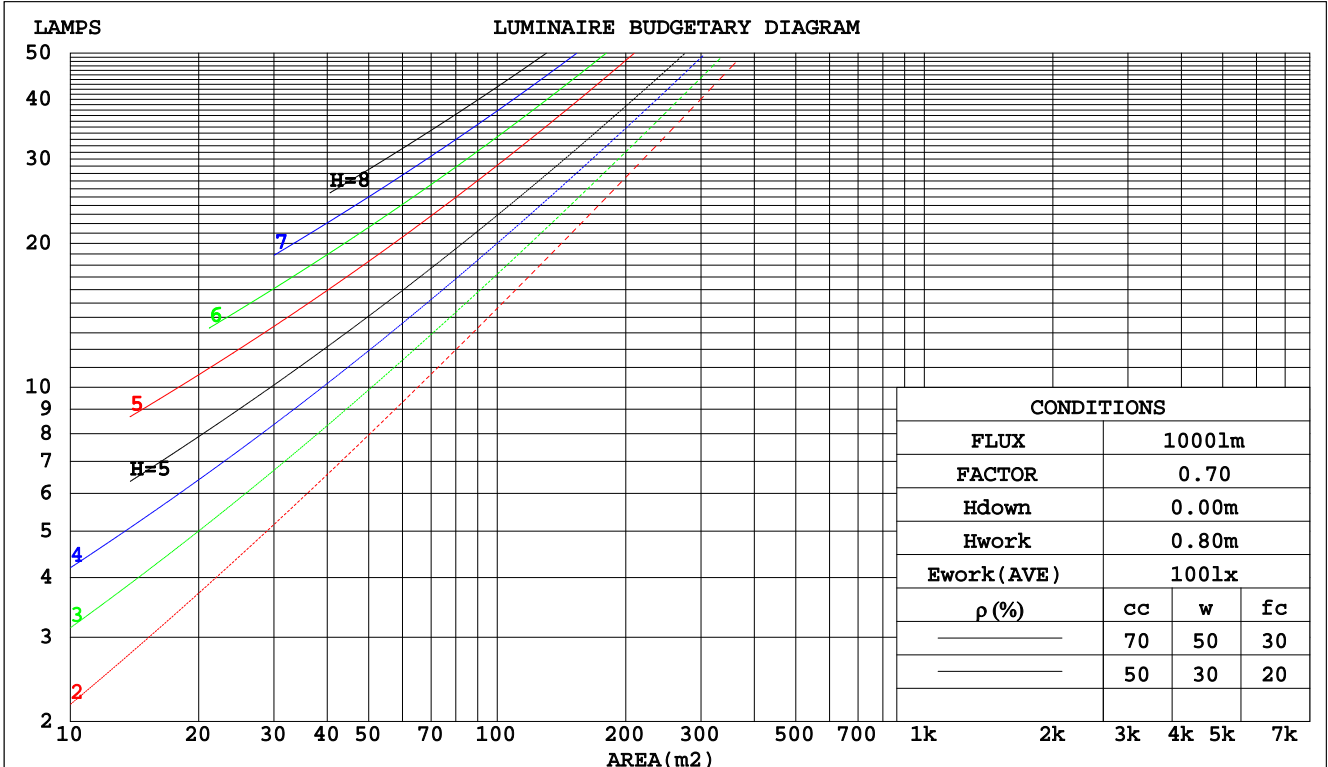
C Range: 0 - 360DEG  
 C Interval: 22.5DEG  
 Test Speed: HIGH  
 Temperature:25.1DEG  
 Operators:Evan  
 Test Date:2022-06-28

$\gamma$  Range: 0 - 180DEG  
 $\gamma$  Interval: 1.0DEG  
 Test System:EVERFINE GO-R5000\_V2 SYSTEM V2.0.351  
 Humidity:52%  
 Test Distance:2.526m [K=1.0000]  
 Remarks:

CU AND LUMINAIRE BUDGETARY ESTIMATE DIAGRAM

Test:U:120.01V I:0.1659A P:19.540W PF:0.9814 Freq:60.00Hz Lamp Flux:1621.7x1 lm		
NAME: ASD-LFMDR-MV-14D21CC-NK 5000K	TYPE:N/A	WEIGHT:N/A
SPEC.:N/A	DIM.: N/A	SERIAL No.:N/A
MFR.: ASD Lighting corp	SUR.:N/A	Shielding Angle:N/A

pcc	80%			70%			50%			30%			10%			0
	50%	30%	10%	50%	30%	10%	50%	30%	10%	50%	30%	10%	50%	30%	10%	0
pw																
pfc																
RCR	RCR:Room Cavity Ratio															
	Coefficients of Utilization(CU)															
0.0	1.16	1.16	1.16	1.12	1.12	1.12	1.05	1.05	1.05	.98	.98	.98	.92	.92	.92	.89
1.0	.99	.94	.89	.96	.91	.87	.89	.86	.82	.83	.80	.78	.78	.76	.74	.71
2.0	.85	.78	.72	.82	.76	.70	.77	.71	.67	.72	.67	.63	.67	.64	.60	.58
3.0	.74	.66	.59	.72	.64	.57	.67	.61	.55	.63	.57	.53	.59	.54	.50	.48
4.0	.66	.56	.49	.63	.55	.48	.60	.52	.47	.56	.50	.45	.52	.47	.43	.40
5.0	.58	.49	.42	.57	.48	.41	.53	.46	.40	.50	.44	.38	.47	.42	.37	.35
6.0	.52	.43	.37	.51	.42	.36	.48	.40	.35	.45	.39	.34	.43	.37	.32	.30
7.0	.47	.38	.32	.46	.38	.32	.43	.36	.31	.41	.35	.30	.39	.33	.29	.26
8.0	.43	.34	.28	.42	.34	.28	.40	.32	.27	.38	.31	.26	.36	.30	.26	.24
9.0	.39	.31	.25	.38	.31	.25	.36	.29	.24	.35	.28	.24	.33	.27	.23	.21
10.0	.36	.28	.23	.35	.28	.23	.34	.27	.22	.32	.26	.21	.30	.25	.21	.19



C Range: 0 - 360DEG  
 C Interval: 22.5DEG  
 Test Speed: HIGH  
 Temperature: 25.1DEG  
 Operators: Evan  
 Test Date: 2022-06-28

γ Range: 0 - 180DEG  
 γ Interval: 1.0DEG  
 Test System: EVERFINE GO-R5000\_V2 SYSTEM V2.0.351  
 Humidity: 52%  
 Test Distance: 2.526m [K=1.0000]  
 Remarks:

WEC AND CCEC

Test:U:120.01V I:0.1659A P:19.540W PF:0.9814 Freq:60.00Hz Lamp Flux:1621.7x1 lm		
NAME: ASD-LFMDR-MV-14D21CC-NK 5000K	TYPE:N/A	WEIGHT:N/A
SPEC.:N/A	DIM.: N/A	SERIAL No.:N/A
MFR.: ASD Lighting corp	SUR.:N/A	Shielding Angle:N/A

ρcc	80%			70%			50%			30%			10%			0
ρw	50%	30%	10%	50%	30%	10%	50%	30%	10%	50%	30%	10%	50%	30%	10%	0
ρfc	20%			20%			20%			20%			20%			0
RCR	RCR:Room Cavity Ratio						Wall Exitance Coefficients(WEC)									
0.0																
1.0	.355	.202	.064	.345	.197	.063	.325	.187	.060	.307	.177	.057	.291	.168	.054	
2.0	.316	.173	.053	.307	.169	.052	.289	.161	.050	.273	.153	.048	.258	.146	.046	
3.0	.285	.152	.045	.277	.148	.045	.261	.141	.043	.246	.135	.041	.233	.129	.040	
4.0	.259	.135	.040	.252	.132	.039	.237	.126	.038	.224	.120	.036	.212	.115	.035	
5.0	.237	.121	.035	.230	.118	.034	.217	.113	.033	.205	.108	.032	.194	.104	.031	
6.0	.218	.109	.031	.212	.107	.031	.200	.103	.030	.190	.098	.029	.179	.094	.028	
7.0	.202	.100	.028	.197	.098	.028	.186	.094	.027	.176	.090	.026	.167	.087	.025	
8.0	.188	.092	.026	.183	.090	.025	.173	.087	.025	.164	.083	.024	.155	.080	.023	
9.0	.176	.085	.024	.171	.083	.023	.162	.080	.023	.154	.077	.022	.146	.074	.021	
10.0	.165	.079	.022	.160	.077	.022	.152	.075	.021	.145	.072	.020	.137	.069	.020	

ρcc	80%			70%			50%			30%			10%			0
ρw	50%	30%	10%	50%	30%	10%	50%	30%	10%	50%	30%	10%	50%	30%	10%	0
ρfc	20%			20%			20%			20%			20%			0
RCR	RCR:Room Cavity Ratio						Ceiling Cavity Exitance Coefficients(CCEC)									
0.0	.273	.273	.273	.234	.234	.234	.159	.159	.159	.092	.092	.092	.029	.029	.029	
1.0	.267	.239	.214	.229	.205	.184	.156	.141	.128	.090	.082	.074	.029	.026	.024	
2.0	.260	.216	.179	.222	.186	.155	.152	.129	.108	.088	.075	.063	.028	.024	.021	
3.0	.252	.199	.157	.216	.172	.136	.148	.119	.095	.086	.070	.056	.028	.023	.018	
4.0	.244	.186	.142	.210	.161	.123	.144	.112	.087	.083	.066	.051	.027	.021	.017	
5.0	.237	.176	.131	.203	.152	.114	.140	.106	.081	.081	.063	.048	.026	.020	.016	
6.0	.229	.168	.124	.197	.146	.108	.136	.102	.076	.079	.060	.045	.025	.020	.015	
7.0	.222	.161	.119	.191	.140	.103	.132	.098	.073	.077	.058	.044	.025	.019	.014	
8.0	.216	.156	.114	.186	.135	.100	.129	.095	.071	.075	.056	.042	.024	.018	.014	
9.0	.210	.151	.111	.181	.131	.097	.125	.092	.069	.073	.054	.041	.024	.018	.014	
10.0	.204	.147	.108	.176	.127	.095	.122	.090	.067	.071	.053	.040	.023	.017	.013	

C Range: 0 - 360DEG  
 C Interval: 22.5DEG  
 Test Speed: HIGH  
 Temperature:25.1DEG  
 Operators:Evan  
 Test Date:2022-06-28

γ Range: 0 - 180DEG  
 γ Interval: 1.0DEG  
 Test System:EVERFINE GO-R5000\_V2 SYSTEM V2.0.351  
 Humidity:52%  
 Test Distance:2.526m [K=1.0000]  
 Remarks:

UGR(Unified Glare Rating) Table

Test:U:120.01V I:0.1659A P:19.540W PF:0.9814 Freq:60.00Hz Lamp Flux:1621.7x1 lm										
NAME: ASD-LFMDR-MV-14D21CC-NK 5000K					TYPE:N/A			WEIGHT:N/A		
SPEC.:N/A					DIM.: N/A			SERIAL No.:N/A		
MFR.: ASD Lighting corp					SUR.:N/A			Shielding Angle:N/A		
ceiling/cavity	0.7	0.7	0.5	0.5	0.3	0.7	0.7	0.5	0.5	0.3
walls	0.5	0.3	0.5	0.3	0.3	0.5	0.3	0.5	0.3	0.3
working plane	0.2	0.2	0.2	0.2	0.2	0.2	0.2	0.2	0.2	0.2
Room dimensions	Viewed crosswise					Viewed endwise				
x = 2H y = 2H	14.8	16.3	15.3	16.7	17.1	14.9	16.3	15.3	16.7	17.1
3H	16.7	18.0	17.1	18.4	18.9	16.7	18.1	17.2	18.5	18.9
4H	17.6	18.8	18.1	19.3	19.8	17.7	18.9	18.1	19.4	19.8
6H	18.5	19.7	19.0	20.2	20.7	18.6	19.8	19.1	20.3	20.8
8H	19.0	20.2	19.5	20.6	21.2	19.1	20.3	19.6	20.7	21.2
12H	19.6	20.7	20.1	21.2	21.7	19.7	20.8	20.2	21.3	21.8
4H 2H	15.5	16.7	16.0	17.2	17.7	15.5	16.8	16.0	17.2	17.7
3H	17.5	18.6	18.1	19.1	19.7	17.6	18.7	18.1	19.2	19.7
4H	18.6	19.6	19.1	20.1	20.7	18.7	19.7	19.2	20.2	20.8
6H	19.7	20.6	20.3	21.2	21.8	19.8	20.7	20.4	21.2	21.8
8H	20.3	21.2	20.9	21.7	22.3	20.4	21.3	21.0	21.8	22.4
12H	21.0	21.8	21.6	22.4	23.0	21.1	21.9	21.7	22.4	23.1
8H 4H	19.0	19.9	19.6	20.4	21.0	19.1	19.9	19.7	20.5	21.1
6H	20.4	21.1	21.0	21.7	22.4	20.5	21.2	21.1	21.8	22.4
8H	21.2	21.8	21.8	22.4	23.1	21.3	21.9	21.9	22.5	23.2
12H	22.1	22.6	22.7	23.2	23.9	22.2	22.7	22.8	23.3	24.0
12H 4H	19.1	19.9	19.7	20.4	21.1	19.2	19.9	19.7	20.5	21.1
6H	20.6	21.2	21.2	21.8	22.5	20.6	21.3	21.3	21.9	22.6
8H	21.5	22.0	22.1	22.6	23.3	21.5	22.1	22.2	22.7	23.4
Variations with the observer position at spacings:										
S = 1.0H	+ 0.1 / - 0.1					+ 0.1 / - 0.1				
1.5H	+ 0.2 / - 0.3					+ 0.2 / - 0.3				
2.0H	+ 0.2 / - 0.3					+ 0.2 / - 0.3				

CIE Pub.117, 1622 lm Total Lamp Luminous Flux Correct (8log(F/F0) = 1.7)

C Range: 0 - 360DEG  
 C Interval: 22.5DEG  
 Test Speed: HIGH  
 Temperature:25.1DEG  
 Operators:Evan  
 Test Date:2022-06-28

γ Range: 0 - 180DEG  
 γ Interval: 1.0DEG  
 Test System:EVERFINE GO-R5000\_V2 SYSTEM V2.0.351  
 Humidity:52%  
 Test Distance:2.526m [K=1.0000]  
 Remarks:

## UTILIZATION FACTORS TABLE

Test:U:120.01V I:0.1659A P:19.540W PF:0.9814 Freq:60.00Hz Lamp Flux:1621.7x1 lm		
NAME: ASD-LFMDR-MV-14D21CC-NK 5000K	TYPE:N/A	WEIGHT:N/A
SPEC.:N/A	DIM.: N/A	SERIAL No.:N/A
MFR.: ASD Lighting corp	SUR.:N/A	Shielding Angle:N/A

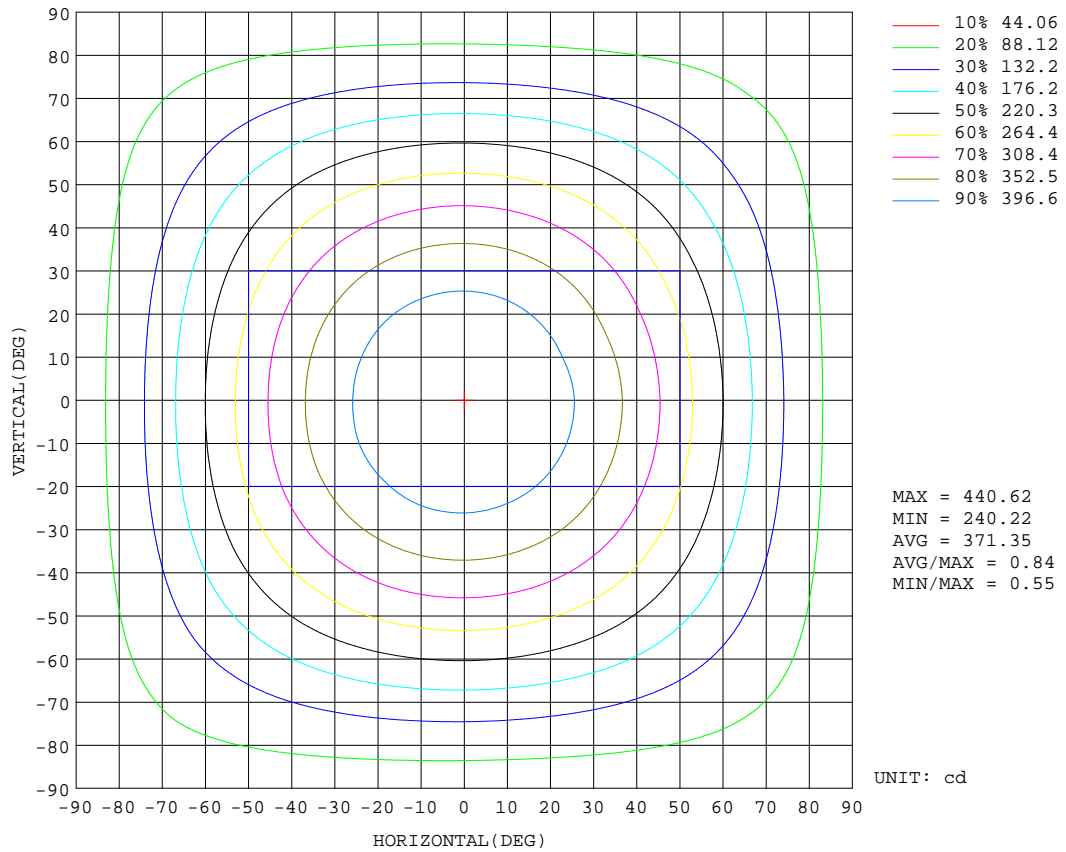
REFLECTANCE										
Ceiling	0.8	0.8	0.8	0.7	0.7	0.7	0.5	0.5	0.5	0
Walls	0.7	0.5	0.3	0.7	0.5	0.3	0.7	0.5	0.3	0
Working plane	0.2	0.2	0.2	0.2	0.2	0.2	0.2	0.2	0.2	0
ROOM INDEX	UTILIZATION FACTORS(PERCENT) $k(RI) \times RCR = 5$									
k = 0.60	52	40	33	51	39	32	49	39	32	25
0.80	61	49	41	60	48	41	57	47	40	33
1.00	69	57	49	68	56	49	65	57	48	40
1.25	76	65	57	74	63	56	71	61	55	46
1.50	81	70	62	79	69	61	75	66	60	50
2.00	88	78	71	86	77	70	81	73	67	57
2.50	93	83	76	90	81	75	84	78	72	61
3.00	96	88	81	93	86	80	88	81	76	65
4.00	101	94	88	97	91	86	91	86	82	70
5.00	103	97	92	100	94	90	94	89	85	73
ROOM INDEX	UF(total)									Direct
According to DIN EN 13032-2 2004			Suspended				SHRNOM = 1.25			

C Range: 0 - 360DEG  
 C Interval: 22.5DEG  
 Test Speed: HIGH  
 Temperature:25.1DEG  
 Operators:Evan  
 Test Date:2022-06-28

$\gamma$  Range: 0 - 180DEG  
 $\gamma$  Interval: 1.0DEG  
 Test System:EVERFINE GO-R5000\_V2 SYSTEM V2.0.351  
 Humidity:52%  
 Test Distance:2.526m [K=1.0000]  
 Remarks:

ISOCANDELA DIAGRAM

Test:U:120.01V I:0.1659A P:19.540W PF:0.9814 Freq:60.00Hz Lamp Flux:1621.7x1 lm		
NAME: ASD-LFMDR-MV-14D21CC-NK 5000K	TYPE:N/A	WEIGHT:N/A
SPEC.:N/A	DIM.: N/A	SERIAL No.:N/A
MFR.: ASD Lighting corp	SUR.:N/A	Shielding Angle:N/A



C Range: 0 - 360DEG  
 C Interval: 22.5DEG  
 Test Speed: HIGH  
 Temperature:25.1DEG  
 Operators:Evan  
 Test Date:2022-06-28

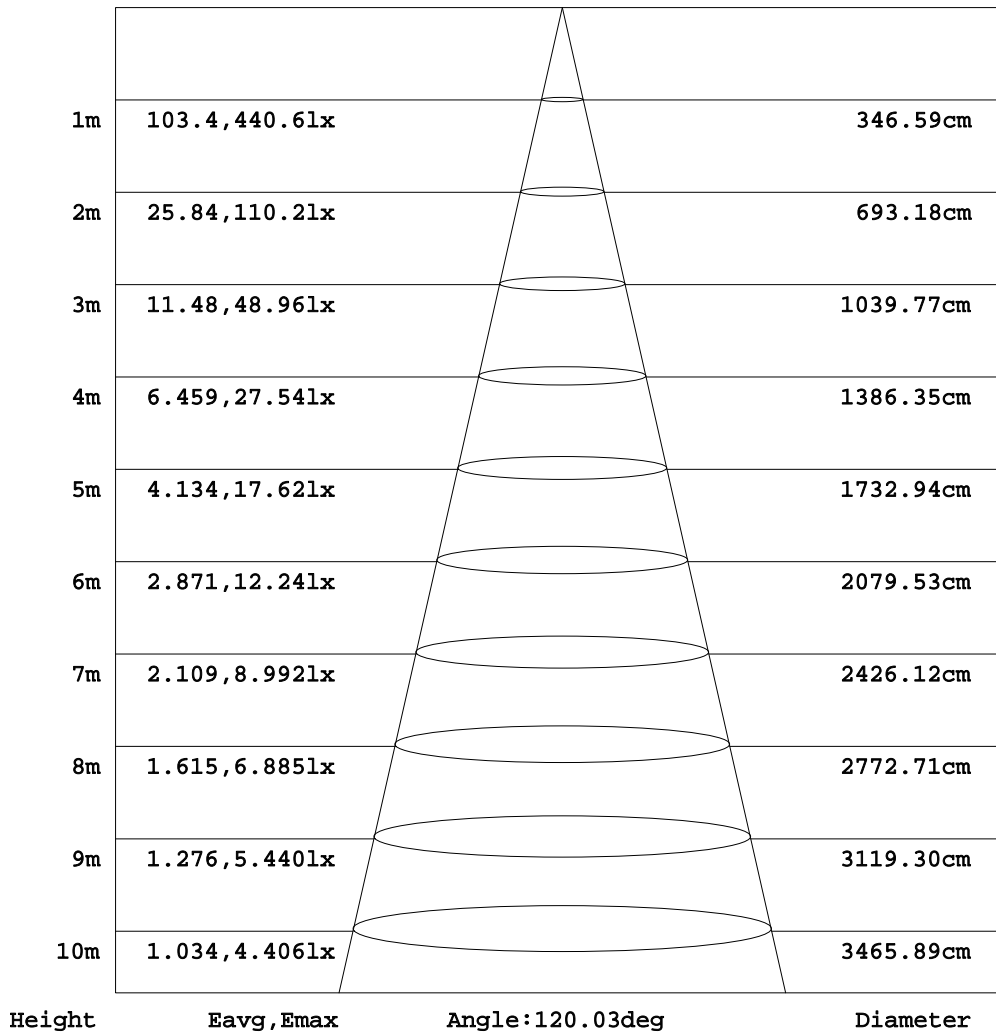
γ Range: 0 - 180DEG  
 γ Interval: 1.0DEG  
 Test System:EVERFINE GO-R5000\_V2 SYSTEM V2.0.351  
 Humidity:52%  
 Test Distance:2.526m [K=1.0000]  
 Remarks:



AAI Figure

Test:U:120.01V I:0.1659A P:19.540W PF:0.9814 Freq:60.00Hz Lamp Flux:1621.7x1 lm		
NAME: ASD-LFMDR-MV-14D21CC-NK 5000K	TYPE:N/A	WEIGHT:N/A
SPEC.:N/A	DIM.: N/A	SERIAL No.:N/A
MFR.: ASD Lighting corp	SUR.:N/A	Shielding Angle:N/A

Flux out:1057 lm



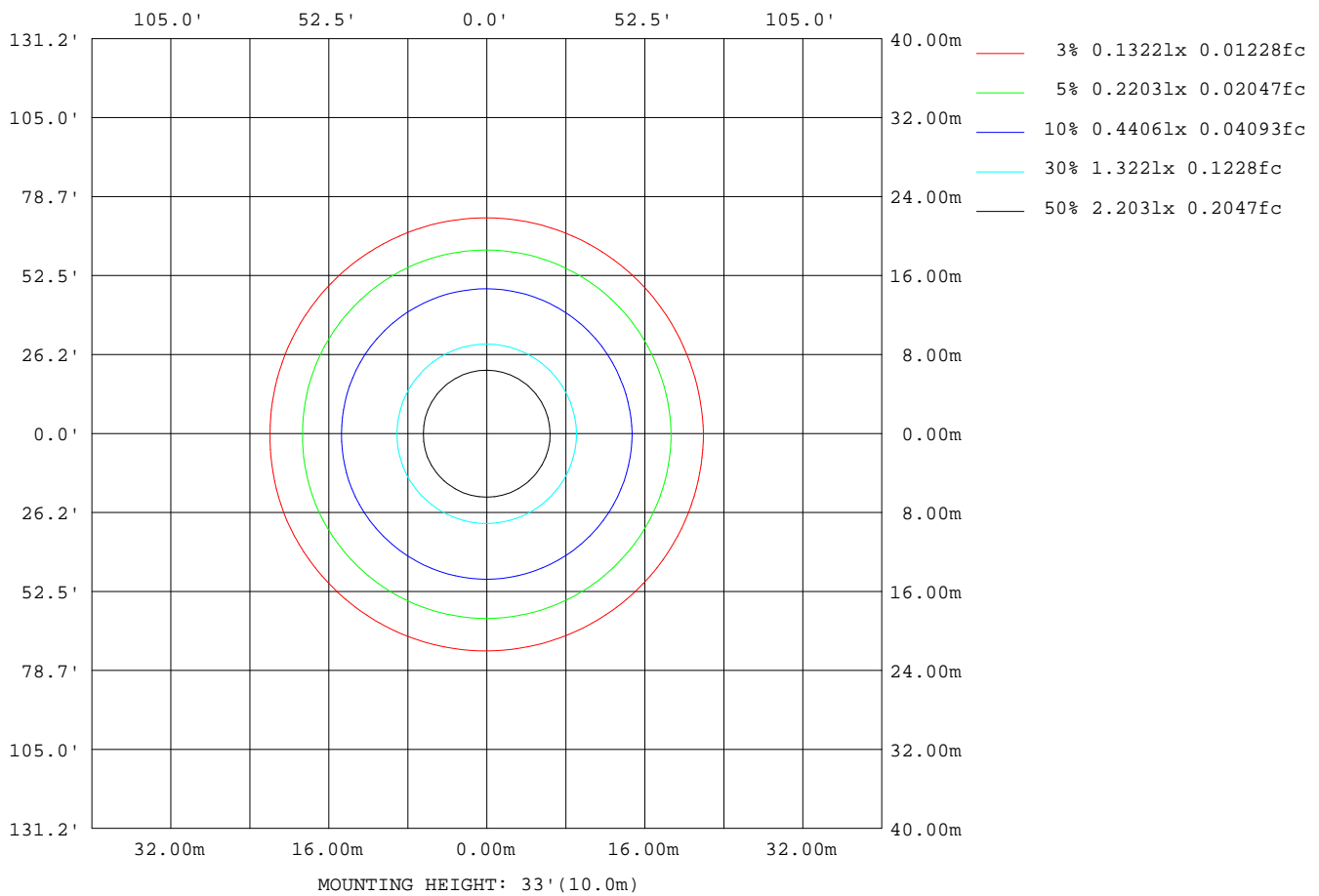
Note: The Curves indicate the illuminated area and the average illumination when the luminaire is at different distance.

C Range: 0 - 360DEG  
 C Interval: 22.5DEG  
 Test Speed: HIGH  
 Temperature: 25.1DEG  
 Operators: Evan  
 Test Date: 2022-06-28

γ Range: 0 - 180DEG  
 γ Interval: 1.0DEG  
 Test System: EVERFINE GO-R5000\_V2 SYSTEM V2.0.351  
 Humidity: 52%  
 Test Distance: 2.526m [K=1.0000]  
 Remarks:

ISOLUX DIAGRAM

Test:U:120.01V I:0.1659A P:19.540W PF:0.9814 Freq:60.00Hz Lamp Flux:1621.7x1 lm		
NAME: ASD-LFMDR-MV-14D21CC-NK 5000K	TYPE:N/A	WEIGHT:N/A
SPEC.:N/A	DIM.: N/A	SERIAL No.:N/A
MFR.: ASD Lighting corp	SUR.:N/A	Shielding Angle:N/A



C Range: 0 - 360DEG  
 C Interval: 22.5DEG  
 Test Speed: HIGH  
 Temperature:25.1DEG  
 Operators:Evan  
 Test Date:2022-06-28

γ Range: 0 - 180DEG  
 γ Interval: 1.0DEG  
 Test System:EVERFINE GO-R5000\_V2 SYSTEM V2.0.351  
 Humidity:52%  
 Test Distance:2.526m [K=1.0000]  
 Remarks:

## LED Avg.L Report

Test:U:120.01V I:0.1659A P:19.540W PF:0.9814 Freq:60.00Hz Lamp Flux:1621.7x1 lm		
NAME: ASD-LFMDR-MV-14D21CC-NK 5000K	TYPE:N/A	WEIGHT:N/A
SPEC.:N/A	DIM.: N/A	SERIAL No.:N/A
MFR.: ASD Lighting corp	SUR.:N/A	Shielding Angle:N/A

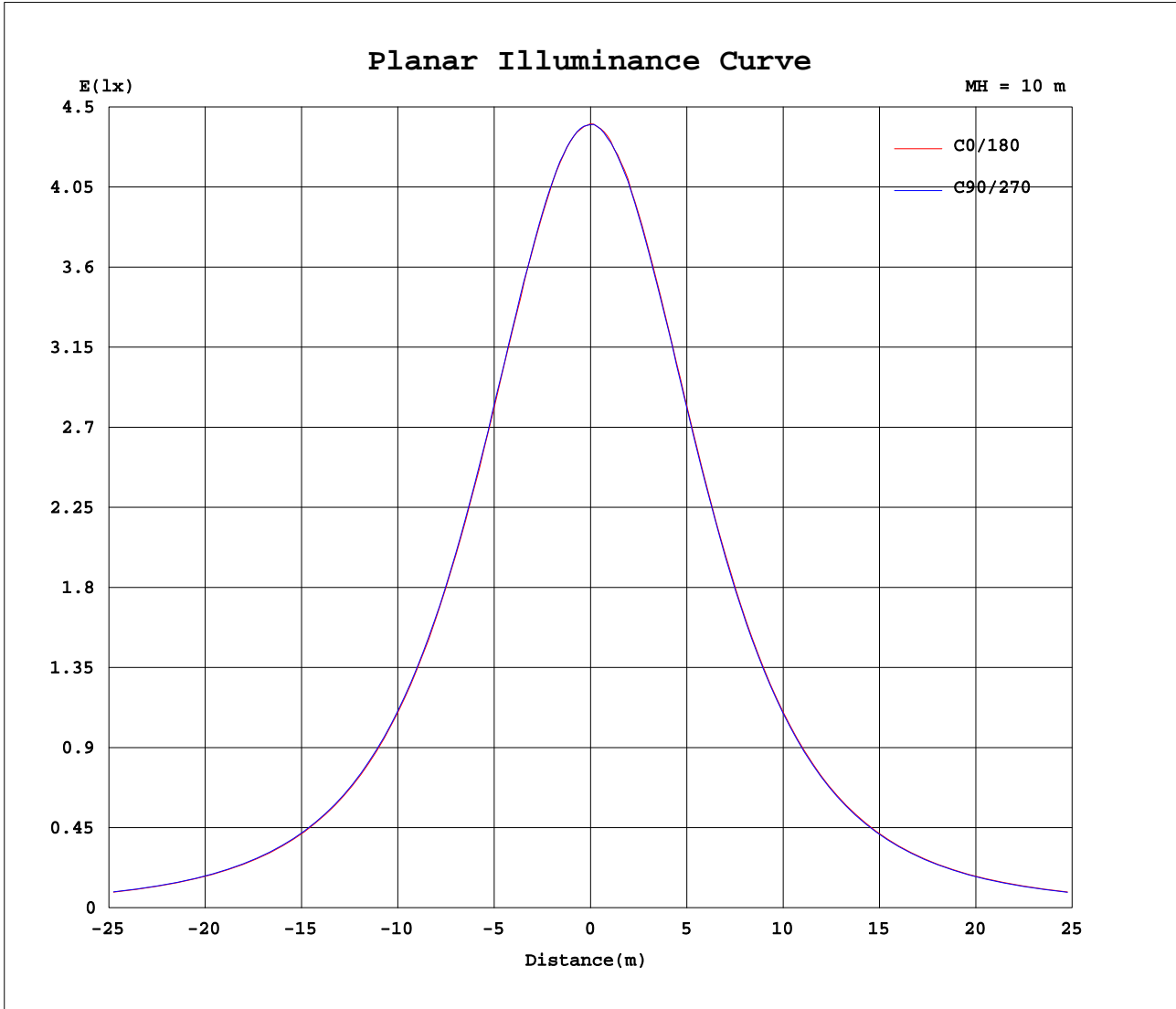
AvgL	cd/m2
L_0~180(65)av	3504
L_0~180(75)av	3872
L_0~180(85)av	7253
L_90~270(65)av	3504
L_90~270(75)av	3873
L_90~270(85)av	7258
L_45(65)av	3507
L_45(75)av	3873
L_45(85)av	7256

Standard: GB/T 29293-2012

C Range: 0 - 360DEG  
C Interval: 22.5DEG  
Test Speed: HIGH  
Temperature:25.1DEG  
Operators:Evan  
Test Date:2022-06-28

$\gamma$  Range: 0 - 180DEG  
 $\gamma$  Interval: 1.0DEG  
Test System:EVERFINE GO-R5000\_V2 SYSTEM V2.0.351  
Humidity:52%  
Test Distance:2.526m [K=1.0000]  
Remarks:

Planar Illuminance Curve



C Range: 0 - 360DEG  
C Interval: 22.5DEG  
Test Speed: HIGH  
Temperature: 25.1DEG  
Operators: Evan  
Test Date: 2022-06-28

$\gamma$  Range: 0 - 180DEG  
 $\gamma$  Interval: 1.0DEG  
Test System: EVERFINE GO-R5000\_V2 SYSTEM V2.0.351  
Humidity: 52%  
Test Distance: 2.526m [K=1.0000]  
Remarks:

LUMINOUS DISTRIBUTION INTENSITY DATA

Test:U:120.01V I:0.1659A P:19.540W PF:0.9814 Freq:60.00Hz Lamp Flux:1621.7x1 lm		
NAME: ASD-LFMDR-MV-14D21CC-NK 5000K	TYPE:N/A	WEIGHT:N/A
SPEC.:N/A	DIM.: N/A	SERIAL No.:N/A
MFR.: ASD Lighting corp	SUR.:N/A	Shielding Angle:N/A

Table--1

UNIT: cd

C(DEG) γ (DEG)	0	22.5	45	67.5	90	112.5	135	157.5	180	202.5	225	247.5	270	292.5	315	337.5			
0	440	440	440	440	440	440	440	440	440	440	440	440	440	440	440	440			
5	438	438	438	438	438	439	438	439	438	438	438	437	437	438	437	438			
10	433	433	433	433	434	434	434	434	433	433	433	433	432	432	432	432			
15	424	425	425	425	426	426	426	427	425	425	425	424	424	424	423	424			
20	412	413	413	414	415	415	415	416	414	414	413	413	412	412	412	412			
25	398	399	399	399	400	401	401	401	399	399	399	398	397	397	396	396			
30	379	380	381	382	382	383	383	384	381	381	381	380	380	379	378	378			
35	359	360	361	361	362	362	363	363	360	360	360	359	358	358	357	357			
40	335	337	337	338	339	339	340	340	337	337	337	336	335	334	334	333			
45	310	311	312	312	313	313	314	315	311	311	310	310	309	308	307	307			
50	282	283	283	284	285	285	286	286	282	283	282	281	280	279	279	279			
55	252	252	253	253	255	255	256	256	252	252	252	251	250	249	248	248			
60	220	220	221	222	223	224	224	225	220	220	220	219	218	217	216	216			
65	188	188	189	189	190	191	192	192	188	188	188	186	186	185	184	184			
70	156	156	157	158	159	160	160	161	156	155	155	154	153	152	151	151			
75	127	127	128	129	130	131	131	131	127	127	127	126	125	124	123	123			
80	102	102	103	103	104	105	105	106	102	102	101	100	99.6	98.8	98.4	98.5			
85	80.1	80.3	80.8	81.2	82.3	83.0	83.4	83.6	80.3	80.0	79.6	79.0	78.2	77.6	77.2	77.2			
90	61.1	61.2	61.4	62.0	62.9	63.5	63.8	63.7	61.0	60.7	60.5	60.2	59.6	59.1	58.8	59.1			
95	46.2	46.1	46.1	46.4	47.3	48.1	47.9	47.9	45.5	45.3	45.5	45.0	45.0	44.2	44.0	44.3			
100	36.3	36.4	36.5	36.5	37.2	37.8	37.4	37.8	36.2	36.0	36.4	35.6	35.7	35.2	34.8	35.4			
105	33.2	33.4	33.6	33.7	33.8	33.8	33.5	34.2	34.3	34.2	34.0	32.9	32.8	32.5	32.6	33.0			
110	33.3	33.5	33.7	34.0	34.0	33.9	33.7	34.3	34.4	34.4	34.0	33.0	32.9	32.5	32.6	32.9			
115	32.6	32.8	32.9	33.4	33.4	33.3	33.1	33.5	33.4	33.5	33.1	32.4	32.3	31.8	31.9	32.2			
120	30.9	31.0	31.1	31.6	31.7	31.6	31.4	31.4	31.3	31.2	31.2	30.7	30.4	30.2	30.2	30.4			
125	28.5	28.5	28.8	29.4	29.3	29.0	28.9	28.8	28.7	28.8	28.7	28.4	28.1	27.9	27.9	28.1			
130	25.9	25.8	26.1	26.7	26.5	26.0	25.8	25.5	25.5	25.7	25.6	25.5	25.7	25.1	25.0	25.5			
135	22.7	22.7	23.3	24.0	23.2	22.5	22.2	21.8	21.8	22.0	22.1	22.0	21.9	21.9	22.1	22.0			
140	19.1	19.4	19.3	19.7	20.9	18.7	18.2	17.7	17.8	17.9	18.0	18.1	18.0	18.1	18.6	18.5			
145	15.3	15.8	15.5	15.8	15.6	14.7	14.0	13.4	13.2	13.5	13.7	13.9	13.9	13.9	14.5	14.8			
150	11.8	12.0	11.5	12.2	11.4	10.7	10.0	9.28	8.96	9.57	9.55	9.79	11.0	9.39	10.1	10.8			
155	8.03	8.52	7.86	8.37	8.04	8.14	7.04	6.34	5.65	5.88	6.31	6.57	6.19	6.22	7.54	7.38			
160	5.55	5.94	5.20	5.84	5.66	5.72	5.36	4.33	4.00	4.12	4.44	4.51	4.52	4.72	4.96	4.99			
165	3.80	3.60	3.62	4.31	4.13	4.17	4.01	2.56	2.71	2.89	3.21	3.37	3.25	3.48	3.53	3.02			
170	3.19	2.73	2.79	3.38	3.36	3.24	3.18	1.78	1.96	1.96	2.73	2.84	2.10	2.72	2.06	2.92			
175	1.68	1.72	2.49	1.83	2.01	2.46	1.16	0.92	1.44	1.43	1.41	1.42	1.52	1.89	1.70	1.41			
180	0.18	0.34	0.64	0.69	0.69	0.68	0.72	0.72	0.73	0.73	0.73	0.74	0.74	0.73	0.73	0.73			

C Range: 0 - 360DEG  
 C Interval: 22.5DEG  
 Test Speed: HIGH  
 Temperature:25.1DEG  
 Operators:Evan  
 Test Date:2022-06-28

γ Range: 0 - 180DEG  
 γ Interval: 1.0DEG  
 Test System:EVERFINE GO-R5000\_V2 SYSTEM V2.0.351  
 Humidity:52%  
 Test Distance:2.526m [K=1.0000]  
 Remarks: