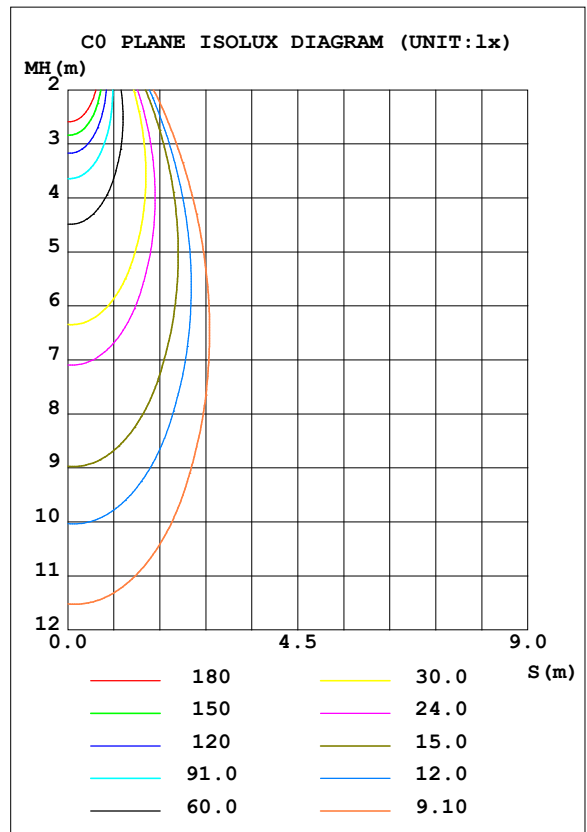
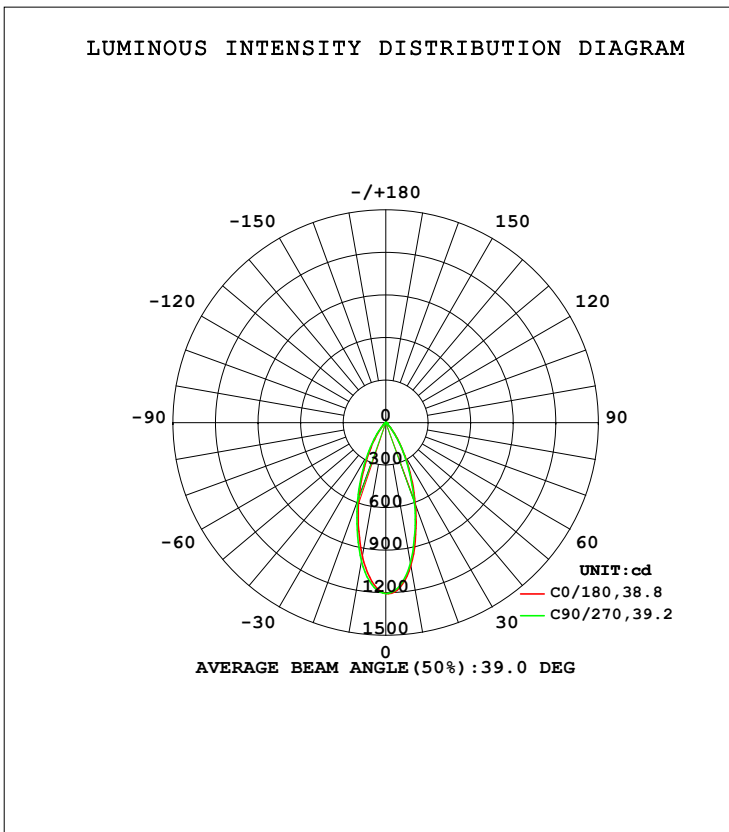


LUMINAIRE PHOTOMETRIC TEST REPORT

Test:U:120.00V I:0.1013A P:8.2649W PF:0.9199 Freq:59.98Hz Lamp Flux:645.607x1 lm		
NAME: ASD-CD-TG-2D8AC-WH	TYPE:	WEIGHT:
SPEC.:3000K 90	DIM.:	SERIAL No.:
MFR.: ASD Lighting Corp	SUR.:	Shielding Angle:

DATA OF LAMP		PHOTOMETRIC DATA Eff: 78.11 lm/W			
MODEL		I _{max} (cd)	1207	S/MH (C0/180)	0.60
NOMINAL POWER (W)	8	LOR (%)	100.0	S/MH (C90/270)	0.62
RATED VOLTAGE (V)	120	TOTAL FLUX (lm)	645.61	<input type="checkbox"/> UP, DN (C0-180)	0.0, 50.7
NOMINAL FLUX (lm)	645.607	CIE CLASS	DIRECT	<input type="checkbox"/> UP, DN (C180-360)	0.0, 49.3
LAMPS INSIDE	1	<input type="checkbox"/> up (%)	0.0	CIBSE SHR NOM	0.50
TEST VOLTAGE (V)	12	<input type="checkbox"/> down (%)	100.0	CIBSE SHR MAX	0.65



C Range: 0 - 360DEG
 C Interval: 22.5DEG
 Test Speed: HIGH
 Temperature: 25.3DEG
 Operators:
 Test Date: 2021-07-09

Range: 0 - 90DEG
 Interval: 1.0DEG
 Test System: EVERFINE GO-SPEX500_V1 SYSTEM V2.00.421
 Humidity: 65.0%
 Test Distance: 3.080m [K=1.0000]
 Remarks:

ZONAL FLUX DIAGRAM

ZONAL FLUX DIAGRAM:

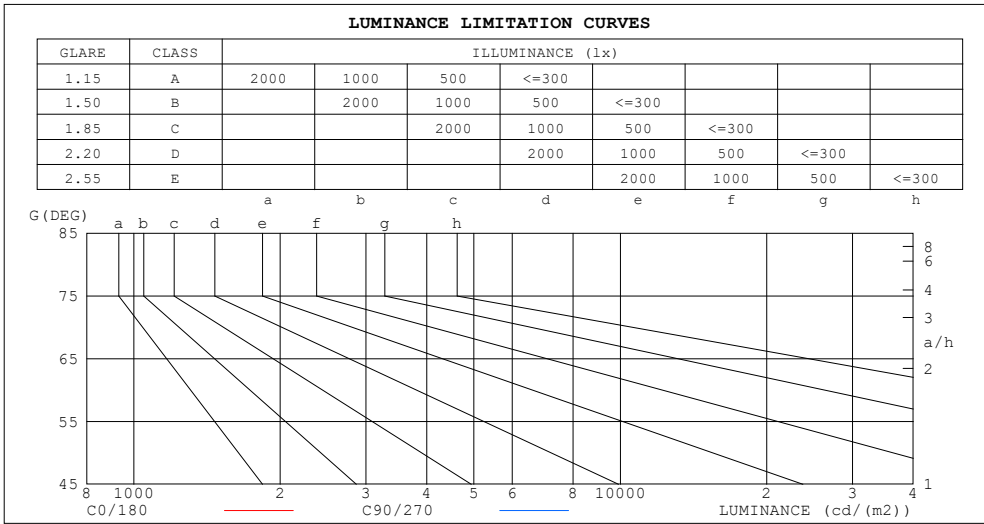
°	C0	C45	C90	C135	C180	C225	C270	C315	°	□ zone	□ total	%lum, lamp
10	1023	1024	1005	973.7	956.4	970.3	991.5	1007	0- 10	104.6	104.6	16.2,16.2
20	611.7	610.3	591.1	562.6	550.6	560.7	581.8	594.7	10- 20	217.0	321.6	49.8,49.8
30	271.4	272.4	258.7	237.4	230.0	239.9	254.7	259.9	20- 30	183.6	505.2	78.3,78.3
40	79.81	79.80	73.79	68.97	65.05	69.48	76.00	77.81	30- 40	92.87	598.1	92.6,92.6
50	19.19	19.47	17.39	18.10	17.93	18.33	17.55	19.01	40- 50	29.03	627.1	97.1,97.1
60	8.784	8.221	6.436	8.069	8.737	8.476	7.153	8.469	50- 60	10.66	637.8	98.8,98.8
70	4.371	3.365	2.215	3.271	4.366	3.567	2.508	3.707	60- 70	5.552	643.3	99.6,99.6
80	1.407	0.6984	0.3374	0.6951	1.432	0.8747	0.6095	0.8813	70- 80	2.031	645.3	100,100
90	0.0117	0.0050	0.0057	0.0040	0.0133	0.0067	0.0097	0.0104	80- 90	0.2570	645.6	100,100
100									90-100			
110									100-110			
120									110-120			
130									120-130			
140									130-140			
150									140-150			
160									150-160			
170									160-170			
180									170-180			
DEG	LUMINOUS INTENSITY:cd									UNIT:lm		

C Range: 0 - 360DEG
 C Interval: 22.5DEG
 Test Speed: HIGH
 Temperature:25.3DEG
 Operators:
 Test Date:2021-07-09

□ Range: 0 - 90DEG
 □ Interval: 1.0DEG
 Test System:EVERFINE GO-SPEX500_V1 SYSTEM V2.00.421
 Humidity:65.0%
 Test Distance:3.080m [K=1.0000]
 Remarks:

LUMINANCE LIMITATION CURVES

Test:U:120.00V I:0.1013A P:8.2649W PF:0.9199 Freq:59.98Hz Lamp Flux:645.607x1 lm		
NAME: ASD-CD-TG-2D8AC-WH	TYPE:	WEIGHT:
SPEC.:3000K 90	DIM.:	SERIAL No.:
MFR.: ASD Lighting Corp	SUR.:	Shielding Angle:



LUMINANCE cd/(m2)		
G (DEG)	C0/180	C90/270
85	26	9
80	73	17
75	75	45
70	115	58
65	131	98
60	158	116
55	189	157
50	269	243
45	457	436

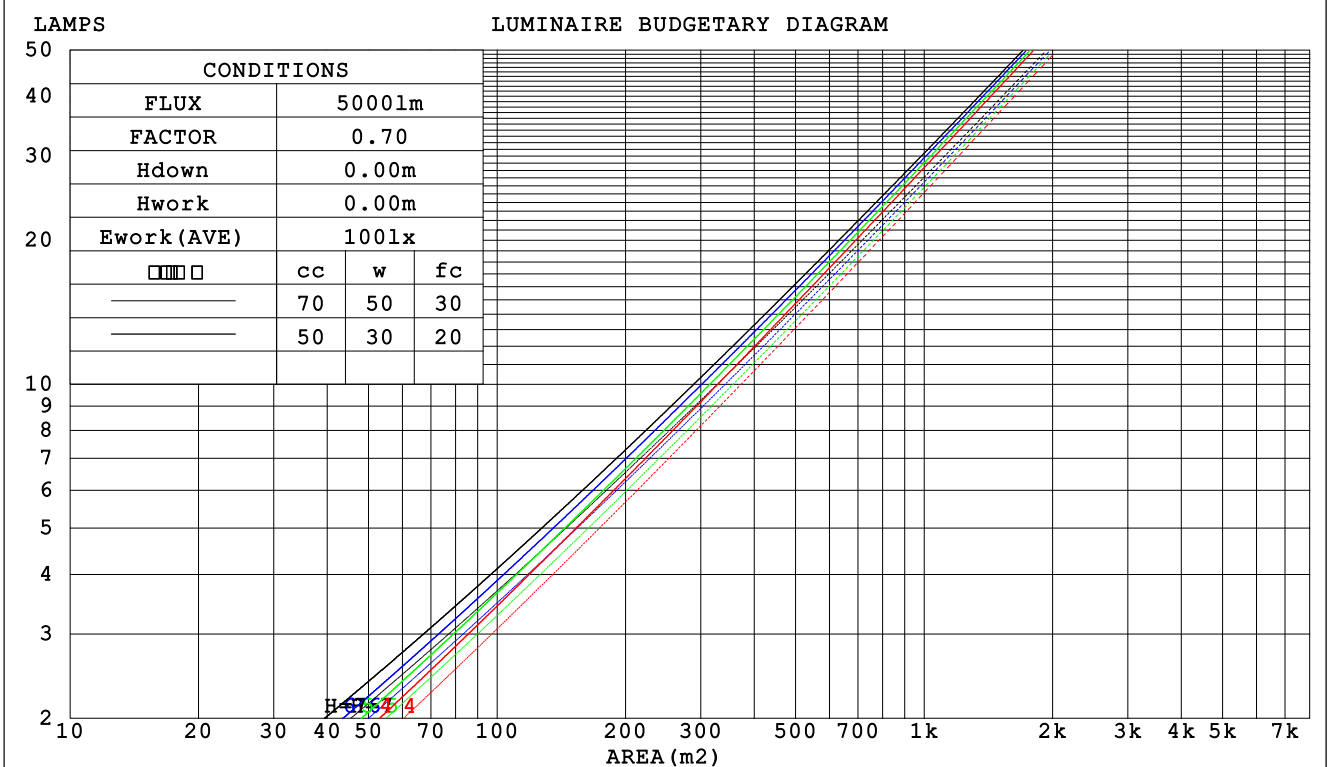
C Range: 0 - 360DEG
 C Interval: 22.5DEG
 Test Speed: HIGH
 Temperature:25.3DEG
 Operators:
 Test Date:2021-07-09

Range: 0 - 90DEG
 Interval: 1.0DEG
 Test System:EVERFINE GO-SPEX500_V1 SYSTEM V2.00.421
 Humidity:65.0%
 Test Distance:3.080m [K=1.0000]
 Remarks:

CU AND LUMINAIRE BUDGETARY ESTIMATE DIAGRAM

Test:U:120.00V I:0.1013A P:8.2649W PF:0.9199 Freq:59.98Hz Lamp Flux:645.607x1 lm		
NAME: ASD-CD-TG-2D8AC-WH	TYPE:	WEIGHT:
SPEC.:3000K 90	DIM.:	SERIAL No.:
MFR.: ASD Lighting Corp	SUR.:	Shielding Angle:

□cc	80%			70%			50%			30%			10%			0
□w	50%	30%	10%	50%	30%	10%	50%	30%	10%	50%	30%	10%	50%	30%	10%	0
□fc	20%			20%			20%			20%			20%			0
RCR	RCR:Room Cavity Ratio						Coefficients of Utilization(CU)									
0.0	1.19	1.19	1.19	1.16	1.16	1.16	1.11	1.11	1.11	1.06	1.06	1.06	1.02	1.02	1.02	1.00
1.0	1.11	1.09	1.07	1.09	1.07	1.05	1.05	1.03	1.02	1.01	.00	.99	.98	.97	.96	.94
2.0	1.04	1.00	.97	1.02	.99	.96	.99	.96	.94	.96	.94	.92	.93	.91	.90	.88
3.0	.98	.93	.89	.96	.92	.88	.94	.90	.87	.91	.88	.86	.89	.86	.84	.83
4.0	.92	.87	.83	.91	.86	.82	.89	.84	.81	.87	.83	.80	.85	.82	.79	.78
5.0	.87	.81	.77	.86	.81	.77	.84	.79	.76	.82	.78	.75	.81	.77	.75	.73
6.0	.82	.76	.72	.81	.76	.72	.80	.75	.72	.78	.74	.71	.77	.73	.71	.69
7.0	.78	.72	.68	.77	.72	.68	.76	.71	.68	.75	.70	.67	.74	.70	.67	.66
8.0	.74	.68	.64	.73	.68	.64	.72	.67	.64	.71	.67	.64	.70	.66	.64	.62
9.0	.70	.65	.61	.70	.65	.61	.69	.64	.61	.68	.64	.61	.67	.63	.60	.59
10.0	.67	.62	.58	.67	.62	.58	.66	.61	.58	.65	.61	.58	.64	.60	.58	.56



C Range: 0 - 360DEG
 C Interval: 22.5DEG
 Test Speed: HIGH
 Temperature:25.3DEG
 Operators:
 Test Date:2021-07-09

□ Range: 0 - 90DEG
 □ Interval: 1.0DEG
 Test System:EVERFINE GO-SPEX500_V1 SYSTEM V2.00.421
 Humidity:65.0%
 Test Distance:3.080m [K=1.0000]
 Remarks:

WEC AND CCEC

Test:U:120.00V I:0.1013A P:8.2649W PF:0.9199 Freq:59.98Hz Lamp Flux:645.607x1 lm		
NAME: ASD-CD-TG-2D8AC-WH	TYPE:	WEIGHT:
SPEC.:3000K 90	DIM.:	SERIAL No.:
MFR.: ASD Lighting Corp	SUR.:	Shielding Angle:

<input type="checkbox"/> cc	80%	70%	50%	30%	10%	0
<input type="checkbox"/> w	50% 30% 10%	50% 30% 10%	50% 30% 10%	50% 30% 10%	50% 30% 10%	0
<input type="checkbox"/> fc	20%	20%	20%	20%	20%	0
RCR	RCR:Room Cavity Ratio		Wall Exitance Coefficients (WEC)			
0.0						
1.0	.170 .097 .031	.164 .093 .030	.151 .087 .028	.140 .081 .026	.129 .075 .024	
2.0	.162 .089 .027	.157 .086 .027	.146 .081 .025	.136 .076 .024	.127 .072 .023	
3.0	.154 .082 .024	.149 .080 .024	.140 .076 .023	.132 .072 .022	.124 .069 .021	
4.0	.146 .076 .022	.142 .074 .022	.134 .071 .021	.127 .068 .021	.120 .065 .020	
5.0	.138 .071 .020	.135 .069 .020	.128 .067 .020	.122 .064 .019	.116 .062 .019	
6.0	.132 .066 .019	.129 .065 .019	.123 .063 .018	.117 .061 .018	.112 .059 .018	
7.0	.126 .062 .018	.123 .061 .017	.118 .060 .017	.113 .058 .017	.108 .056 .017	
8.0	.120 .059 .016	.118 .058 .016	.113 .056 .016	.109 .055 .016	.105 .054 .016	
9.0	.115 .056 .016	.113 .055 .015	.109 .054 .015	.105 .053 .015	.101 .051 .015	
10.0	.110 .053 .015	.108 .052 .015	.104 .051 .014	.101 .050 .014	.098 .049 .014	

<input type="checkbox"/> cc	80%	70%	50%	30%	10%	0
<input type="checkbox"/> w	50% 30% 10%	50% 30% 10%	50% 30% 10%	50% 30% 10%	50% 30% 10%	0
<input type="checkbox"/> fc	20%	20%	20%	20%	20%	0
RCR	RCR:Room Cavity Ratio		Ceiling Cavity Exitance Coefficients (CCEC)			
0.0	.190 .190 .190	.163 .163 .163	.111 .111 .111	.064 .064 .064	.020 .020 .020	
1.0	.171 .157 .145	.146 .135 .125	.100 .093 .087	.057 .054 .050	.018 .017 .016	
2.0	.155 .133 .114	.133 .114 .098	.091 .079 .069	.052 .046 .040	.017 .015 .013	
3.0	.142 .114 .091	.122 .098 .079	.084 .068 .055	.048 .040 .033	.016 .013 .011	
4.0	.131 .099 .074	.113 .085 .064	.078 .059 .045	.045 .035 .027	.014 .011 .009	
5.0	.122 .087 .061	.105 .075 .053	.072 .053 .037	.042 .031 .022	.014 .010 .007	
6.0	.115 .077 .051	.098 .067 .044	.068 .047 .031	.039 .028 .019	.013 .009 .006	
7.0	.108 .070 .043	.093 .061 .038	.064 .042 .027	.037 .025 .016	.012 .008 .005	
8.0	.102 .063 .037	.088 .055 .032	.061 .039 .023	.035 .023 .014	.011 .007 .005	
9.0	.097 .058 .032	.083 .050 .028	.058 .035 .020	.034 .021 .012	.011 .007 .004	
10.0	.092 .054 .028	.079 .047 .025	.055 .033 .017	.032 .019 .010	.010 .006 .003	

C Range: 0 - 360DEG
 C Interval: 22.5DEG
 Test Speed: HIGH
 Temperature:25.3DEG
 Operators:
 Test Date:2021-07-09

Range: 0 - 90DEG
 Interval: 1.0DEG
 Test System:EVERFINE GO-SPEX500_V1 SYSTEM V2.00.421
 Humidity:65.0%
 Test Distance:3.080m [K=1.0000]
 Remarks:

UGR(Unified Glare Rating) Table

Test:U:120.00V I:0.1013A P:8.2649W PF:0.9199 Freq:59.98Hz Lamp Flux:645.607x1 lm		
NAME: ASD-CD-TG-2D8AC-WH	TYPE:	WEIGHT:
SPEC.:3000K 90	DIM.:	SERIAL No.:
MFR.: ASD Lighting Corp	SUR.:	Shielding Angle:

ceiling/cavity	0.7	0.7	0.5	0.5	0.3	0.7	0.7	0.5	0.5	0.3
walls	0.5	0.3	0.5	0.3	0.3	0.5	0.3	0.5	0.3	0.3
working plane	0.2	0.2	0.2	0.2	0.2	0.2	0.2	0.2	0.2	0.2
Room dimensions	Viewed crosswise					Viewed endwise				
x = 2H y = 2H	6.7	7.5	6.9	7.7	7.9	6.4	7.3	6.6	7.5	7.6
3H	6.7	7.5	7.0	7.7	7.9	6.3	7.1	6.6	7.3	7.5
4H	6.7	7.5	7.0	7.7	7.9	6.3	7.0	6.5	7.3	7.5
6H	6.6	7.4	6.9	7.6	7.8	6.2	6.9	6.5	7.2	7.4
8H	6.6	7.3	6.9	7.6	7.8	6.1	6.8	6.5	7.1	7.4
12H	6.6	7.2	6.9	7.5	7.8	6.1	6.8	6.4	7.0	7.3
4H 2H	6.5	7.3	6.8	7.5	7.7	6.3	7.0	6.5	7.3	7.5
3H	6.6	7.3	6.9	7.5	7.8	6.2	6.9	6.5	7.1	7.4
4H	6.6	7.2	6.9	7.5	7.8	6.2	6.8	6.5	7.1	7.4
6H	6.6	7.1	6.9	7.4	7.8	6.1	6.6	6.4	6.9	7.3
8H	6.5	7.0	6.9	7.4	7.8	6.0	6.5	6.4	6.9	7.2
12H	6.5	6.9	6.9	7.3	7.7	6.0	6.4	6.4	6.8	7.2
8H 4H	6.5	7.0	6.9	7.3	7.7	6.0	6.5	6.4	6.9	7.3
6H	6.5	6.9	6.9	7.3	7.7	6.0	6.4	6.4	6.8	7.2
8H	6.4	6.8	6.9	7.2	7.6	5.9	6.3	6.4	6.7	7.1
12H	6.4	6.7	6.8	7.1	7.6	5.8	6.2	6.3	6.6	7.1
12H 4H	6.4	6.9	6.8	7.2	7.6	6.0	6.4	6.4	6.8	7.2
6H	6.4	6.8	6.9	7.2	7.6	5.9	6.3	6.4	6.7	7.1
8H	6.4	6.7	6.8	7.1	7.6	5.9	6.2	6.3	6.6	7.1
Variations with the observer position at spacings:										
S = 1.0H	+ 2.6 / - 4.4					+ 2.6 / - 6.0				
1.5H	+ 4.5 / - 3.7					+ 4.4 / - 4.7				
2.0H	+ 3.5 / - 2.0					+ 3.9 / - 2.7				

CIE Pub.117, 645.6 lm Total Lamp Luminous Flux Correct (8log(F/F0) = -1.5)
 Area: 0.111111 m2

C Range: 0 - 360DEG
 C Interval: 22.5DEG
 Test Speed: HIGH
 Temperature:25.3DEG
 Operators:
 Test Date:2021-07-09

Range: 0 - 90DEG
 Interval: 1.0DEG
 Test System:EVERFINE GO-SPEX500_V1 SYSTEM V2.00.421
 Humidity:65.0%
 Test Distance:3.080m [K=1.0000]
 Remarks:

UTILIZATION FACTORS TABLE

Test:U:120.00V I:0.1013A P:8.2649W PF:0.9199 Freq:59.98Hz Lamp Flux:645.607x1 lm		
NAME: ASD-CD-TG-2D8AC-WH	TYPE:	WEIGHT:
SPEC.:3000K 90	DIM.:	SERIAL No.:
MFR.: ASD Lighting Corp	SUR.:	Shielding Angle:

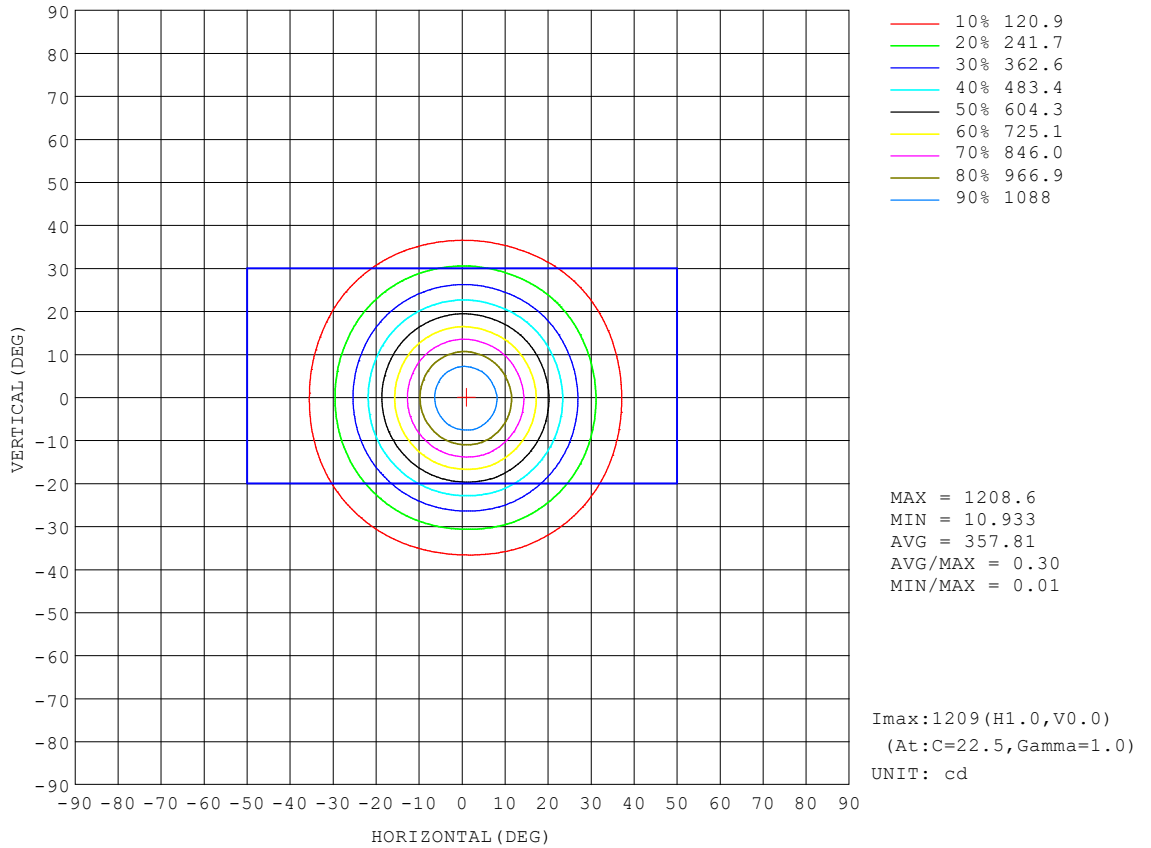
REFLECTANCE										
Ceiling	0.8	0.8	0.8	0.7	0.7	0.7	0.5	0.5	0.5	0
Walls	0.7	0.5	0.3	0.7	0.5	0.3	0.7	0.5	0.3	0
Working plane	0.2	0.2	0.2	0.2	0.2	0.2	0.2	0.2	0.2	0
ROOM INDEX	UTILIZATION FACTORS (PERCENT) $k(RI) \times RCR = 5$									
k = 0.60	87	81	77	86	80	77	86	80	76	73
0.80	94	88	85	94	88	85	93	88	84	81
1.00	99	93	90	98	93	89	96	93	89	85
1.25	103	98	94	102	97	94	100	96	93	89
1.50	106	101	98	104	100	97	102	99	96	91
2.00	108	104	101	107	103	100	104	101	99	94
2.50	110	106	103	109	105	102	105	103	100	95
3.00	112	108	106	110	107	104	107	104	102	96
4.00	114	111	109	112	109	107	108	106	105	98
5.00	115	113	111	113	111	109	109	107	106	99
ROOM INDEX	UF(total)									Direct
According to DIN EN 13032-2 2004			Suspended				SHRNOM = 1.25			

C Range: 0 - 360DEG
 C Interval: 22.5DEG
 Test Speed: HIGH
 Temperature:25.3DEG
 Operators:
 Test Date:2021-07-09

Range: 0 - 90DEG
 Interval: 1.0DEG
 Test System:EVERFINE GO-SPEX500_V1 SYSTEM V2.00.421
 Humidity:65.0%
 Test Distance:3.080m [K=1.0000]
 Remarks:

ISOCANDELA DIAGRAM

Test:U:120.00V I:0.1013A P:8.2649W PF:0.9199 Freq:59.98Hz Lamp Flux:645.607x1 lm		
NAME: ASD-CD-TG-2D8AC-WH	TYPE:	WEIGHT:
SPEC.:3000K 90	DIM.:	SERIAL No.:
MFR.: ASD Lighting Corp	SUR.:	Shielding Angle:




C Range: 0 - 360DEG
 C Interval: 22.5DEG
 Test Speed: HIGH
 Temperature:25.3DEG
 Operators:
 Test Date:2021-07-09

Range: 0 - 90DEG
 Interval: 1.0DEG
 Test System:EVERFINE GO-SPEX500_V1 SYSTEM V2.00.421
 Humidity:65.0%
 Test Distance:3.080m [K=1.0000]
 Remarks:

AAI Figure

Test:U:120.00V I:0.1013A P:8.2649W PF:0.9199 Freq:59.98Hz Lamp Flux:645.607x1 lm		
NAME: ASD-CD-TG-2D8AC-WH	TYPE:	WEIGHT:
SPEC.:3000K 90	DIM.:	SERIAL No.:
MFR.: ASD Lighting Corp	SUR.:	Shielding Angle:



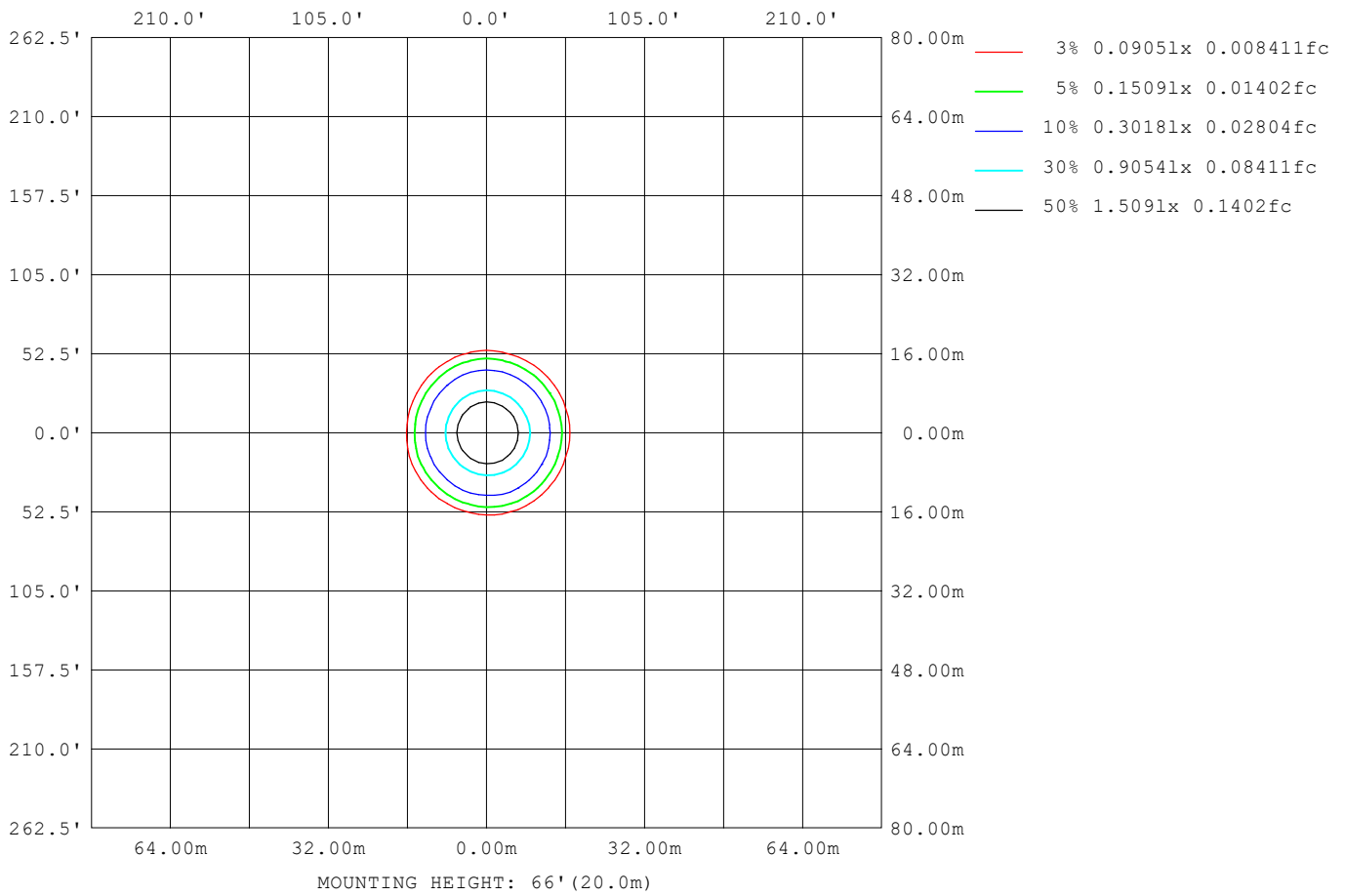
Note:The Curves indicate the illuminated area and the average illumination when the luminaire is at different distance.

C Range: 0 - 360DEG
 C Interval: 22.5DEG
 Test Speed: HIGH
 Temperature:25.3DEG
 Operators:
 Test Date:2021-07-09

Range: 0 - 90DEG
 Interval: 1.0DEG
 Test System:EVERFINE GO-SPEX500_V1 SYSTEM V2.00.421
 Humidity:65.0%
 Test Distance:3.080m [K=1.0000]
 Remarks:

ISOLUX DIAGRAM

Test:U:120.00V I:0.1013A P:8.2649W PF:0.9199 Freq:59.98Hz Lamp Flux:645.607x1 lm		
NAME: ASD-CD-TG-2D8AC-WH	TYPE:	WEIGHT:
SPEC.:3000K 90	DIM.:	SERIAL No.:
MFR.: ASD Lighting Corp	SUR.:	Shielding Angle:



C Range: 0 - 360DEG
 C Interval: 22.5DEG
 Test Speed: HIGH
 Temperature:25.3DEG
 Operators:
 Test Date:2021-07-09

Range: 0 - 90DEG
 Interval: 1.0DEG
 Test System:EVERFINE GO-SPEX500_V1 SYSTEM V2.00.421
 Humidity:65.0%
 Test Distance:3.080m [K=1.0000]
 Remarks:

LED Avg.L Report

Test:U:120.00V I:0.1013A P:8.2649W PF:0.9199 Freq:59.98Hz Lamp Flux:645.607x1 lm		
NAME: ASD-CD-TG-2D8AC-WH	TYPE:	WEIGHT:
SPEC.:3000K 90	DIM.:	SERIAL No.:
MFR.: ASD Lighting Corp	SUR.:	Shielding Angle:

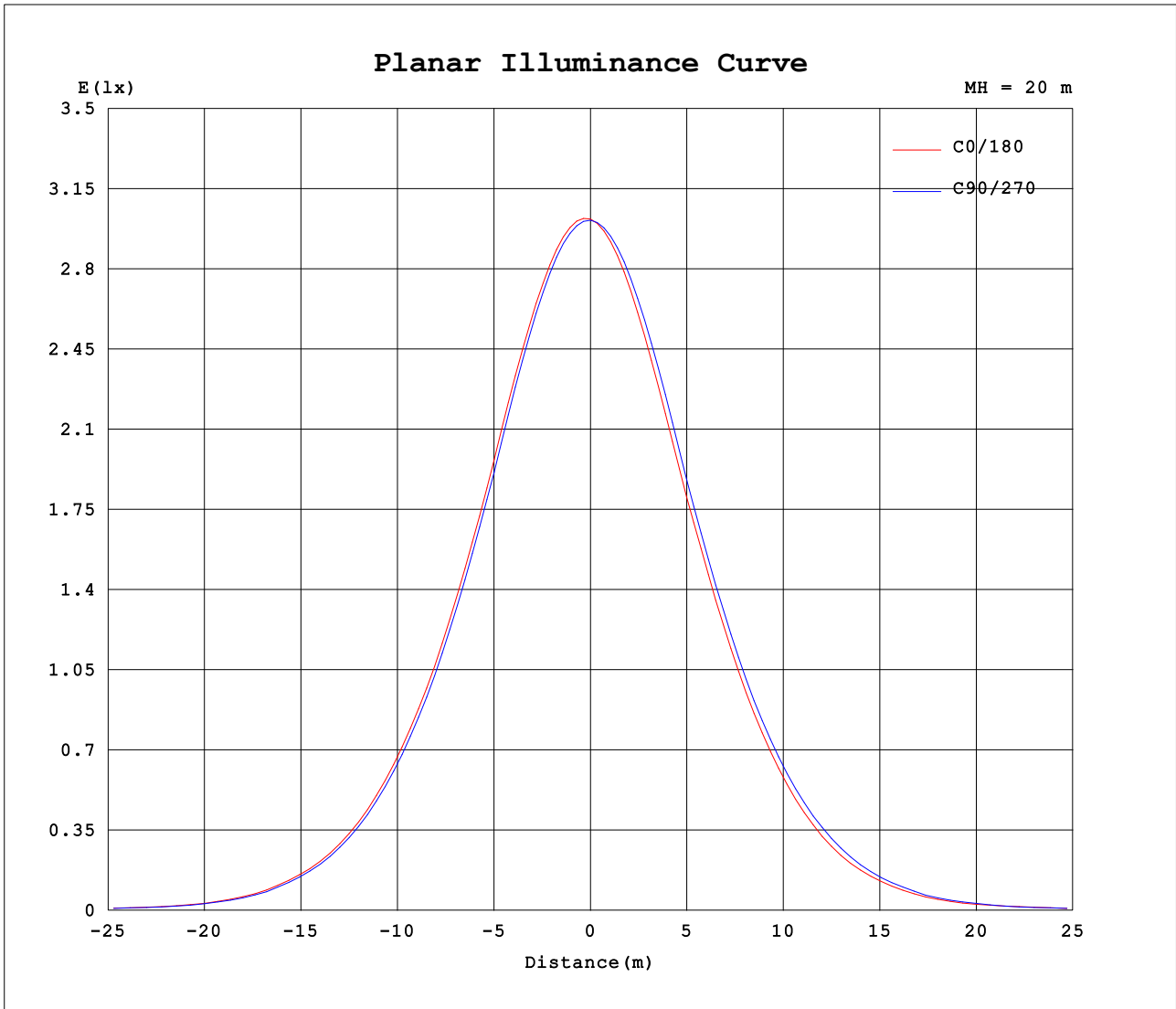
AvgL	cd/m2
L_0~180 (65) av	131
L_0~180 (75) av	77
L_0~180 (85) av	29
L_90~270 (65) av	103
L_90~270 (75) av	50
L_90~270 (85) av	6
L_45 (65) av	120
L_45 (75) av	61
L_45 (85) av	3

Standard: GB/T 29293-2012

C Range: 0 - 360DEG
 C Interval: 22.5DEG
 Test Speed: HIGH
 Temperature:25.3DEG
 Operators:
 Test Date:2021-07-09

Range: 0 - 90DEG
 Interval: 1.0DEG
 Test System:EVERFINE GO-SPEX500_V1 SYSTEM V2.00.421
 Humidity:65.0%
 Test Distance:3.080m [K=1.0000]
 Remarks:

Planar Illuminance Curve



C Range: 0 - 360DEG
 C Interval: 22.5DEG
 Test Speed: HIGH
 Temperature: 25.3DEG
 Operators:
 Test Date: 2021-07-09

Range: 0 - 90DEG
 Interval: 1.0DEG
 Test System: EVERFINE GO-SPEX500_V1 SYSTEM V2.00.421
 Humidity: 65.0%
 Test Distance: 3.080m [K=1.0000]
 Remarks:

