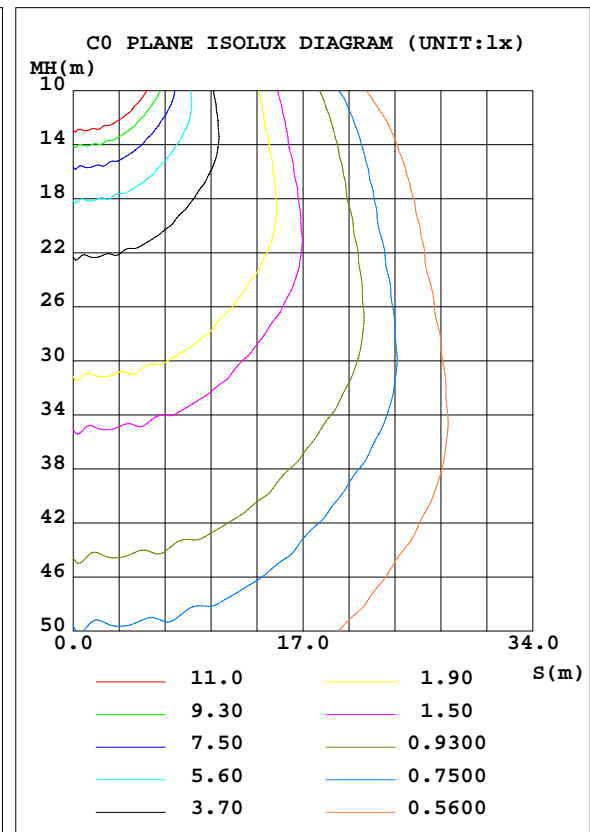
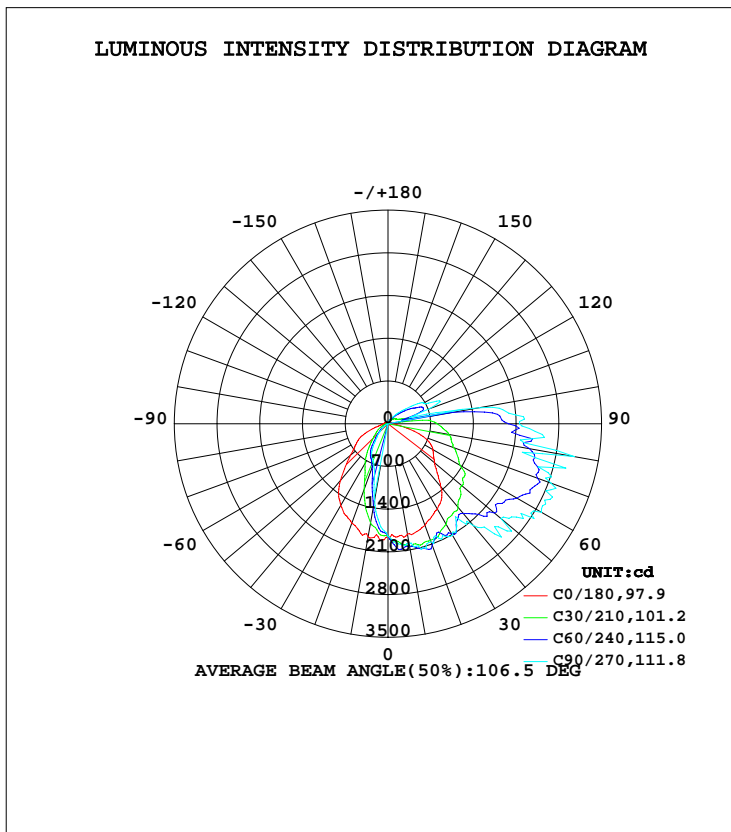


LUMINAIRE PHOTOMETRIC TEST REPORT

Test:U:120.00V I:0.4302A P:51.350W PF:0.9946 Freq:60.00Hz Lamp Flux:7772.6x1 lm		
NAME: ASD Lighting Corp	TYPE: LED	WEIGHT:
SPEC.: ASD-WLP01-50DAC-EM_5000K	DIM.:	SERIAL No.:
MFR.: ASD Lighting Corp	SUR.:	Shielding Angle:

DATA OF LAMP		PHOTOMETRIC DATA Eff: 151.37 lm/W			
MODEL	ASD-WLP01-50DAC-EM	I _{max} (cd)	3103	S/MH(C0/180)	1.24
NOMINAL POWER(W)	50	LOR(%)	100.0	S/MH(C90/270)	0.47
RATED VOLTAGE(V)	120-277	TOTAL FLUX(lm)	7772.6	η UP, DN(C0-180)	15.2,71.8
NOMINAL FLUX(lm)	7772.6	CIE CLASS	SEMI-D.	η UP, DN(C180-360)	0.4,12.6
LAMPS INSIDE	1	η up(%)	15.6	CIBSE SHR NOM	1.00
TEST VOLTAGE(V)	120	η down(%)	84.4	CIBSE SHR MAX	1.15



C Range: 0 - 360DEG
 C Interval: 15.0DEG
 Test Speed: HIGH
 Temperature: 24.8DEG
 Operators: Alan Wang
 Test Date: 07 June 2021

γ Range: 0 - 180DEG
 γ Interval: 1.0DEG
 Test System: EVERFINE GO-R5000_V2 SYSTEM V2.00.442T2
 Humidity: 49.2%
 Test Distance: 2.500m [K=1.0462]
 Remarks:

ZONAL FLUX DIAGRAM

ZONAL FLUX DIAGRAM:

γ	C0	C45	C90	C135	C180	C225	C270	C315	γ	Φ zone	Φ total	%lum,lamp
10	1836	2065	2000	1989	1884	1504	1267	1431	0- 10	173.5	173.5	2.23,2.23
20	1775	2141	2061	2085	1734	881.3	683.9	841.2	10- 20	460.2	633.6	8.15,8.15
30	1616	1944	2109	1987	1552	615.9	535.9	601.9	20- 30	658.1	1292	16.6,16.6
40	1346	1781	2177	1792	1209	397.5	280.3	368.1	30- 40	783.4	2075	26.7,26.7
50	1002	1842	2418	1741	804.3	220.4	125.6	207.4	40- 50	862.5	2938	37.8,37.8
60	851.5	1707	2901	1686	575.6	103.8	43.90	103.6	50- 60	915.4	3853	49.6,49.6
70	613.0	1971	2840	1516	315.9	30.81	2.373	29.19	60- 70	971.5	4824	62.1,62.1
80	213.4	1897	3103	1555	116.6	14.70	3.086	15.17	70- 80	931.4	5756	74.1,74.1
90	77.87	1462	2154	1283	75.69	9.829	3.158	6.637	80- 90	805.6	6561	84.4,84.4
100	50.59	556.5	1523	761.3	45.34	6.773	6.143	5.810	90-100	598.1	7160	92.1,92.1
110	64.51	333.7	729.2	285.6	60.15	8.667	6.653	6.072	100-110	198.8	7358	94.7,94.7
120	38.72	310.5	677.4	258.9	33.16	7.826	6.531	5.621	110-120	194.2	7552	97.2,97.2
130	13.15	208.4	379.2	202.2	12.68	6.010	5.700	4.435	120-130	124.8	7677	98.8,98.8
140	6.637	113.0	186.2	117.3	6.914	4.642	4.874	3.358	130-140	59.79	7737	99.5,99.5
150	2.387	58.19	79.55	59.41	3.936	5.138	2.517	4.785	140-150	24.26	7761	99.9,99.9
160	5.878	8.975	37.35	12.96	5.313	5.346	4.616	3.144	150-160	8.685	7770	100,100
170	6.198	6.281	6.694	7.186	7.339	6.958	3.614	1.750	160-170	2.093	7772	100,100
180	4.594	4.594	4.594	4.594	3.603	3.603	3.603	3.603	170-180	0.4994	7773	100,100
DEG	LUMINOUS INTENSITY:cd									UNIT:lm		

Conical surface Flux(90deg): 2495.6 lm

%lum = 32.1%

%lamp = 32.1%

Conical surface Flux(120deg): 3853 lm

%lum = 49.6%

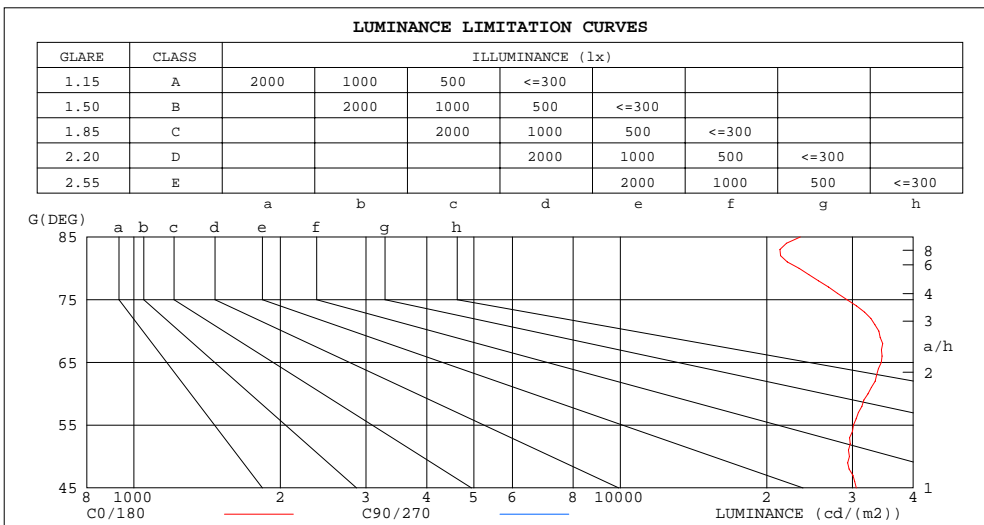
%lamp = 49.6%

C Range: 0 - 360DEG
 C Interval: 15.0DEG
 Test Speed: HIGH
 Temperature: 24.8DEG
 Operators: Alan Wang
 Test Date: 07 June 2021

γ Range: 0 - 180DEG
 γ Interval: 1.0DEG
 Test System: EVERFINE GO-R5000_V2 SYSTEM V2.00.442T2
 Humidity: 49.2%
 Test Distance: 2.500m [K=1.0462]
 Remarks:

LUMINANCE LIMITATION CURVES

Test:U:120.00V I:0.4302A P:51.350W PF:0.9946 Freq:60.00Hz Lamp Flux:7772.6x1 lm		
NAME: ASD Lighting Corp	TYPE: LED	WEIGHT:
SPEC.:	DIM.:	SERIAL No.:
MFR.: ASD Lighting Corp	SUR.:	Shielding Angle:



LUMINANCE cd/(m2)		
G(DEG)	C0/180	C90/270
85	23440	559553
80	23308	338918
75	29245	202864
70	33993	157462
65	34398	131549
60	32301	110034
55	30147	89618
50	29576	71345
45	30554	70428

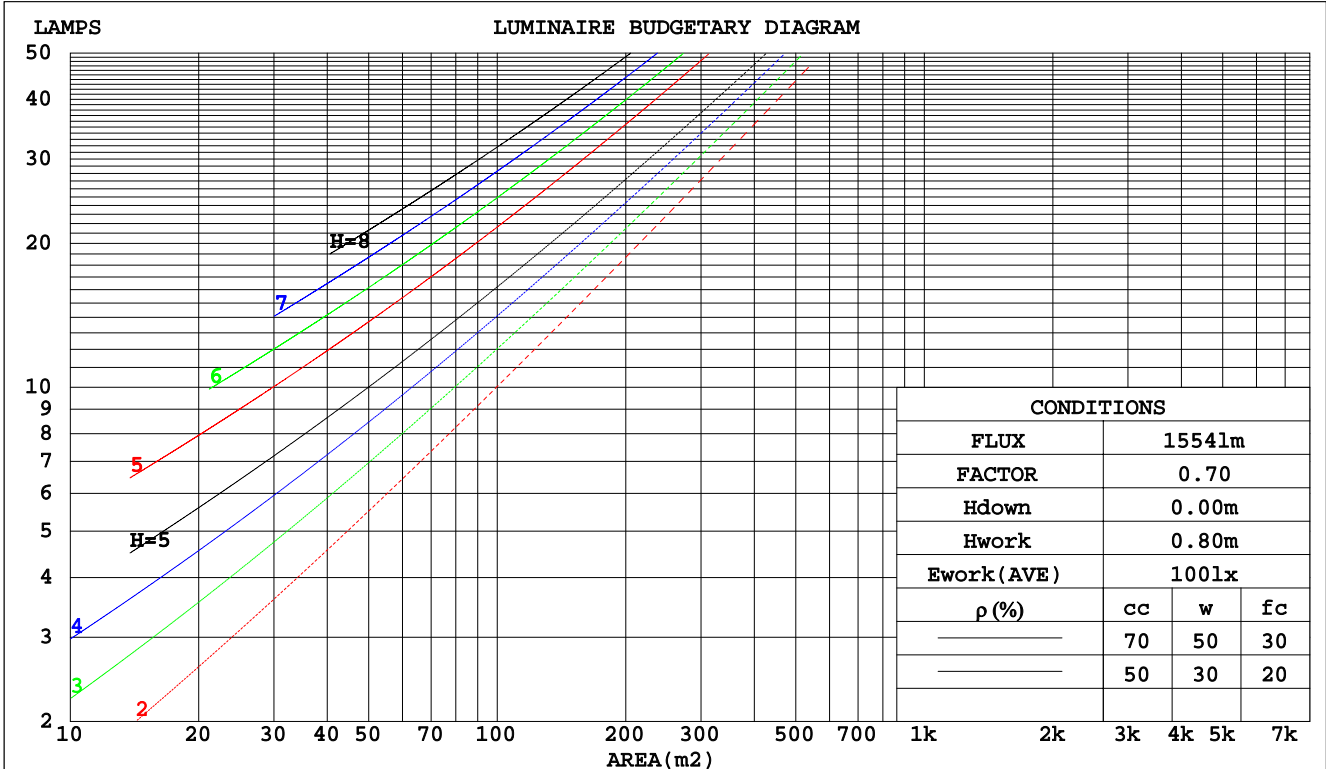
C Range: 0 - 360DEG
 C Interval: 15.0DEG
 Test Speed: HIGH
 Temperature: 24.8DEG
 Operators: Alan Wang
 Test Date: 07 June 2021

γ Range: 0 - 180DEG
 γ Interval: 1.0DEG
 Test System: EVERFINE GO-R5000_V2 SYSTEM V2.00.442T2
 Humidity: 49.2%
 Test Distance: 2.500m [K=1.0462]
 Remarks:

CU AND LUMINAIRE BUDGETARY ESTIMATE DIAGRAM

Test:U:120.00V I:0.4302A P:51.350W PF:0.9946 Freq:60.00Hz Lamp Flux:7772.6x1 lm		
NAME: ASD Lighting Corp	TYPE: LED	WEIGHT:
SPEC.:	DIM.:	SERIAL No.:
MFR.: ASD Lighting Corp	SUR.:	Shielding Angle:

pcc	80%			70%			50%			30%			10%			0
pw	50%	30%	10%	50%	30%	10%	50%	30%	10%	50%	30%	10%	50%	30%	10%	0
pfc	20%			20%			20%			20%			20%			0
RCR	RCR:Room Cavity Ratio						Coefficients of Utilization(CU)									
0.0	1.15	1.15	1.15	1.11	1.11	1.11	1.02	1.02	1.02	.95	.95	.95	.88	.88	.88	.84
1.0	.94	.88	.83	.90	.85	.80	.83	.78	.74	.76	.73	.69	.70	.67	.64	.61
2.0	.80	.71	.64	.76	.69	.62	.70	.64	.58	.64	.59	.54	.59	.55	.51	.48
3.0	.69	.59	.51	.66	.57	.50	.60	.53	.47	.56	.49	.44	.51	.46	.42	.38
4.0	.60	.50	.43	.58	.49	.42	.53	.45	.39	.49	.42	.37	.45	.39	.35	.32
5.0	.53	.43	.36	.51	.42	.35	.47	.39	.33	.44	.37	.32	.40	.34	.30	.27
6.0	.48	.38	.31	.46	.37	.30	.43	.35	.29	.39	.33	.27	.36	.31	.26	.23
7.0	.43	.34	.27	.42	.33	.27	.39	.31	.25	.36	.29	.24	.33	.27	.23	.21
8.0	.39	.30	.24	.38	.30	.24	.35	.28	.23	.33	.26	.21	.30	.25	.20	.18
9.0	.36	.27	.22	.35	.27	.21	.32	.25	.20	.30	.24	.19	.28	.23	.18	.16
10.0	.33	.25	.20	.32	.24	.19	.30	.23	.18	.28	.22	.18	.26	.21	.17	.15



C Range: 0 - 360DEG
 C Interval: 15.0DEG
 Test Speed: HIGH
 Temperature: 24.8DEG
 Operators: Alan Wang
 Test Date: 07 June 2021

γ Range: 0 - 180DEG
 γ Interval: 1.0DEG
 Test System: EVERFINE GO-R5000_V2 SYSTEM V2.00.442T2
 Humidity: 49.2%
 Test Distance: 2.500m [K=1.0462]
 Remarks:

WEC AND CCEC

Test:U:120.00V I:0.4302A P:51.350W PF:0.9946 Freq:60.00Hz Lamp Flux:7772.6x1 lm		
NAME: ASD Lighting Corp	TYPE: LED	WEIGHT:
SPEC.:	DIM.:	SERIAL No.:
MFR.: ASD Lighting Corp	SUR.:	Shielding Angle:

ρcc	80%			70%			50%			30%			10%			0
ρw	50%	30%	10%	50%	30%	10%	50%	30%	10%	50%	30%	10%	50%	30%	10%	0
ρfc	20%			20%			20%			20%			20%			0
RCR	RCR:Room Cavity Ratio						Wall Exitance Coefficients(WEC)									
0.0																
1.0	.428	.244	.077	.416	.237	.075	.393	.226	.072	.373	.215	.069	.353	.205	.066	
2.0	.360	.197	.060	.349	.192	.059	.328	.183	.057	.310	.174	.054	.292	.165	.052	
3.0	.314	.167	.050	.304	.163	.049	.286	.155	.047	.269	.147	.045	.253	.140	.043	
4.0	.279	.145	.043	.271	.142	.042	.254	.135	.040	.238	.128	.039	.224	.122	.037	
5.0	.252	.128	.037	.244	.125	.036	.229	.119	.035	.214	.113	.034	.201	.108	.032	
6.0	.229	.115	.033	.222	.112	.032	.208	.107	.031	.195	.101	.030	.183	.096	.029	
7.0	.210	.104	.029	.204	.101	.029	.191	.097	.028	.179	.092	.027	.168	.087	.026	
8.0	.194	.095	.027	.188	.093	.026	.177	.088	.025	.166	.084	.024	.156	.080	.023	
9.0	.181	.087	.024	.175	.085	.024	.164	.081	.023	.154	.077	.022	.145	.074	.021	
10.0	.169	.081	.022	.163	.079	.022	.154	.075	.021	.145	.072	.020	.136	.068	.020	

ρcc	80%			70%			50%			30%			10%			0
ρw	50%	30%	10%	50%	30%	10%	50%	30%	10%	50%	30%	10%	50%	30%	10%	0
ρfc	20%			20%			20%			20%			20%			0
RCR	RCR:Room Cavity Ratio						Ceiling Cavity Exitance Coefficients(CCEC)									
0.0	.309	.309	.309	.264	.264	.264	.180	.180	.180	.104	.104	.104	.033	.033	.033	
1.0	.308	.275	.245	.264	.236	.211	.180	.162	.146	.104	.094	.085	.033	.030	.027	
2.0	.302	.252	.210	.259	.217	.182	.177	.150	.127	.102	.087	.074	.033	.028	.024	
3.0	.294	.236	.189	.252	.203	.164	.173	.141	.115	.100	.083	.068	.032	.027	.022	
4.0	.286	.223	.175	.245	.193	.152	.169	.134	.107	.098	.079	.064	.031	.026	.021	
5.0	.278	.214	.166	.239	.185	.144	.164	.129	.102	.095	.076	.061	.031	.025	.020	
6.0	.270	.206	.159	.232	.178	.139	.160	.125	.098	.093	.073	.058	.030	.024	.019	
7.0	.263	.199	.154	.226	.172	.135	.156	.121	.095	.091	.071	.057	.029	.023	.019	
8.0	.256	.193	.151	.220	.168	.131	.152	.118	.093	.089	.069	.056	.029	.023	.018	
9.0	.249	.189	.148	.214	.164	.129	.149	.115	.091	.087	.068	.055	.028	.022	.018	
10.0	.243	.184	.145	.209	.160	.127	.145	.113	.090	.085	.067	.054	.027	.022	.018	

C Range: 0 - 360DEG
 C Interval: 15.0DEG
 Test Speed: HIGH
 Temperature: 24.8DEG
 Operators: Alan Wang
 Test Date: 07 June 2021

γ Range: 0 - 180DEG
 γ Interval: 1.0DEG
 Test System: EVERFINE GO-R5000_V2 SYSTEM V2.00.442T2
 Humidity: 49.2%
 Test Distance: 2.500m [K=1.0462]
 Remarks:

UGR(Unified Glare Rating) Table

Test:U:120.00V I:0.4302A P:51.350W PF:0.9946 Freq:60.00Hz Lamp Flux:7772.6x1 lm										
NAME: ASD Lighting Corp					TYPE: LED			WEIGHT:		
SPEC.:					DIM.:			SERIAL No.:		
MFR.: ASD Lighting Corp					SUR.:			Shielding Angle:		
ceiling/cavity	0.7	0.7	0.5	0.5	0.3	0.7	0.7	0.5	0.5	0.3
walls	0.5	0.3	0.5	0.3	0.3	0.5	0.3	0.5	0.3	0.3
working plane	0.2	0.2	0.2	0.2	0.2	0.2	0.2	0.2	0.2	0.2
Room dimensions	Viewed crosswise					Viewed endwise				
x = 2H y = 2H	24.7	26.2	25.3	26.8	27.4	29.2	30.7	29.8	31.3	32.0
3H	27.2	28.6	27.8	29.2	29.9	33.5	34.9	34.1	35.5	36.2
4H	28.1	29.4	28.8	30.1	30.8	35.3	36.6	35.9	37.2	38.0
6H	28.8	30.0	29.4	30.6	31.4	37.4	38.6	38.1	39.3	40.0
8H	29.0	30.2	29.6	30.8	31.5	38.4	39.6	39.0	40.2	41.0
12H	29.1	30.3	29.8	30.9	31.7	39.6	40.7	40.2	41.4	42.1
4H 2H	26.8	28.1	27.4	28.7	29.4	29.6	30.9	30.2	31.5	32.2
3H	29.2	30.3	29.8	31.0	31.7	34.4	35.5	35.0	36.1	36.9
4H	30.3	31.3	30.9	32.0	32.8	36.5	37.5	37.1	38.2	39.0
6H	31.3	32.2	31.9	32.9	33.7	38.8	39.8	39.5	40.4	41.2
8H	31.7	32.5	32.3	33.2	34.0	40.0	40.9	40.7	41.6	42.4
12H	31.9	32.8	32.6	33.5	34.3	41.3	42.1	42.0	42.9	43.7
8H 4H	32.7	33.6	33.4	34.3	35.1	36.8	37.7	37.5	38.4	39.2
6H	33.9	34.7	34.6	35.4	36.2	39.5	40.3	40.2	41.0	41.8
8H	34.4	35.1	35.1	35.8	36.7	41.0	41.7	41.7	42.4	43.2
12H	34.9	35.5	35.6	36.2	37.1	42.6	43.2	43.3	43.9	44.8
12H 4H	33.5	34.3	34.2	35.0	35.8	36.8	37.7	37.5	38.4	39.2
6H	35.0	35.7	35.7	36.4	37.3	39.6	40.3	40.3	41.0	41.8
8H	35.7	36.4	36.4	37.1	37.9	41.2	41.8	41.9	42.5	43.4
CIE190: 2010										

CIE190: 2010
 Area: 0.052725 m2

C Range: 0 - 360DEG	γ Range: 0 - 180DEG
C Interval: 15.0DEG	γ Interval: 1.0DEG
Test Speed: HIGH	Test System:EVERFINE GO-R5000_V2 SYSTEM V2.00.442T2
Temperature: 24.8DEG	Humidity: 49.2%
Operators:Alan Wang	Test Distance:2.500m [K=1.0462]
Test Date:07 June 2021	Remarks:

UTILIZATION FACTORS TABLE

Test:U:120.00V I:0.4302A P:51.350W PF:0.9946 Freq:60.00Hz Lamp Flux:7772.6x1 lm		
NAME: ASD Lighting Corp	TYPE: LED	WEIGHT:
SPEC.:	DIM.:	SERIAL No.:
MFR.: ASD Lighting Corp	SUR.:	Shielding Angle:

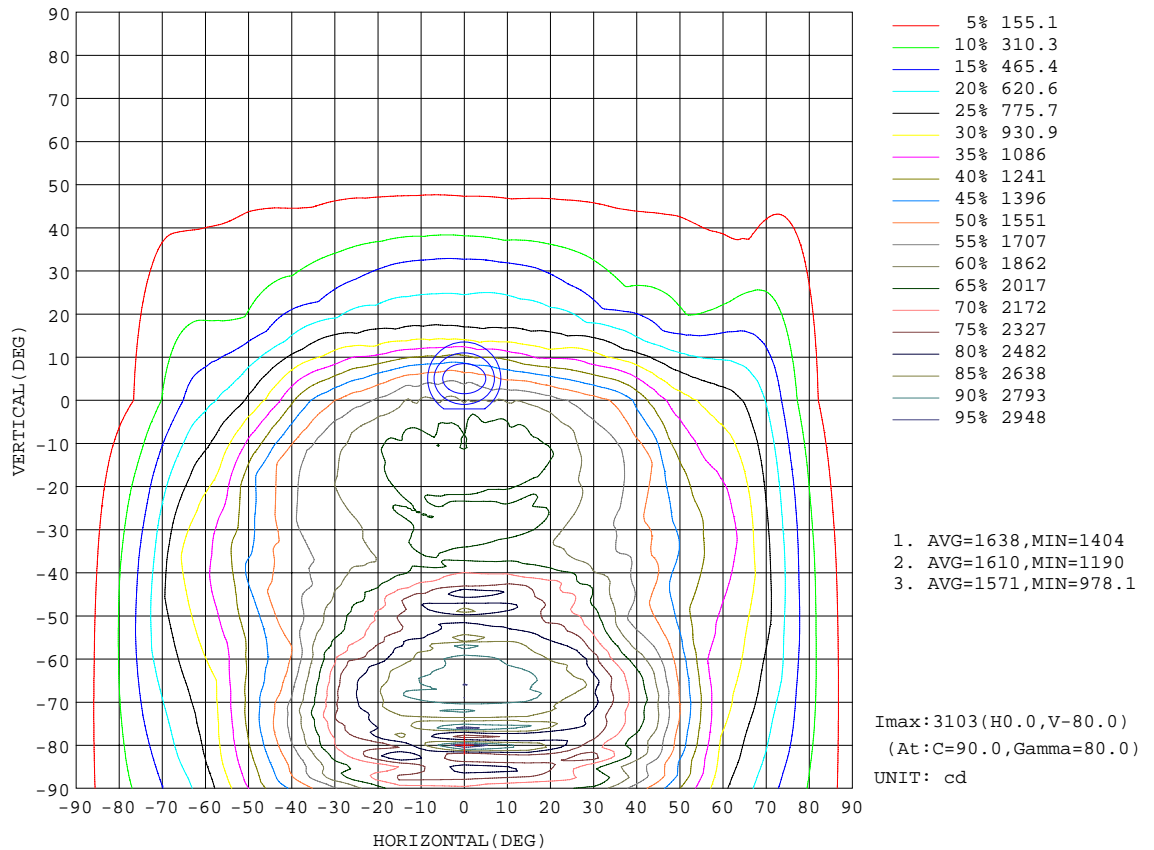
REFLECTANCE										
Ceiling	0.8	0.8	0.8	0.7	0.7	0.7	0.5	0.5	0.5	0
Walls	0.7	0.5	0.3	0.7	0.5	0.3	0.7	0.5	0.3	0
Working plane	0.2	0.2	0.2	0.2	0.2	0.2	0.2	0.2	0.2	0
ROOM INDEX	UTILIZATION FACTORS(PERCENT) $k(RI) \times RCR = 5$									
k = 0.60	47	34	27	46	34	27	44	33	26	20
0.80	56	42	34	54	42	34	52	40	33	25
1.00	63	50	41	61	49	40	58	50	39	31
1.25	70	56	47	68	55	47	64	53	45	36
1.50	75	62	53	72	60	52	68	58	50	40
2.00	82	70	61	79	68	60	74	65	58	46
2.50	87	76	67	84	73	66	78	69	63	50
3.00	91	80	72	87	78	71	81	73	67	54
4.00	96	87	80	92	84	77	85	79	73	59
5.00	99	91	85	95	88	82	88	82	77	63
ROOM INDEX	UF(total)									Direct
According to DIN EN 13032-2 2004			Suspended				SHRNOM = 1.25			

C Range: 0 - 360DEG
 C Interval: 15.0DEG
 Test Speed: HIGH
 Temperature: 24.8DEG
 Operators: Alan Wang
 Test Date: 07 June 2021

γ Range: 0 - 180DEG
 γ Interval: 1.0DEG
 Test System: EVERFINE GO-R5000_V2 SYSTEM V2.00.442T2
 Humidity: 49.2%
 Test Distance: 2.500m [K=1.0462]
 Remarks:

ISOCANDELA DIAGRAM

Test:U:120.00V I:0.4302A P:51.350W PF:0.9946 Freq:60.00Hz Lamp Flux:7772.6x1 lm		
NAME: ASD Lighting Corp	TYPE: LED	WEIGHT:
SPEC.:	DIM.:	SERIAL No.:
MFR.: ASD Lighting Corp	SUR.:	Shielding Angle:

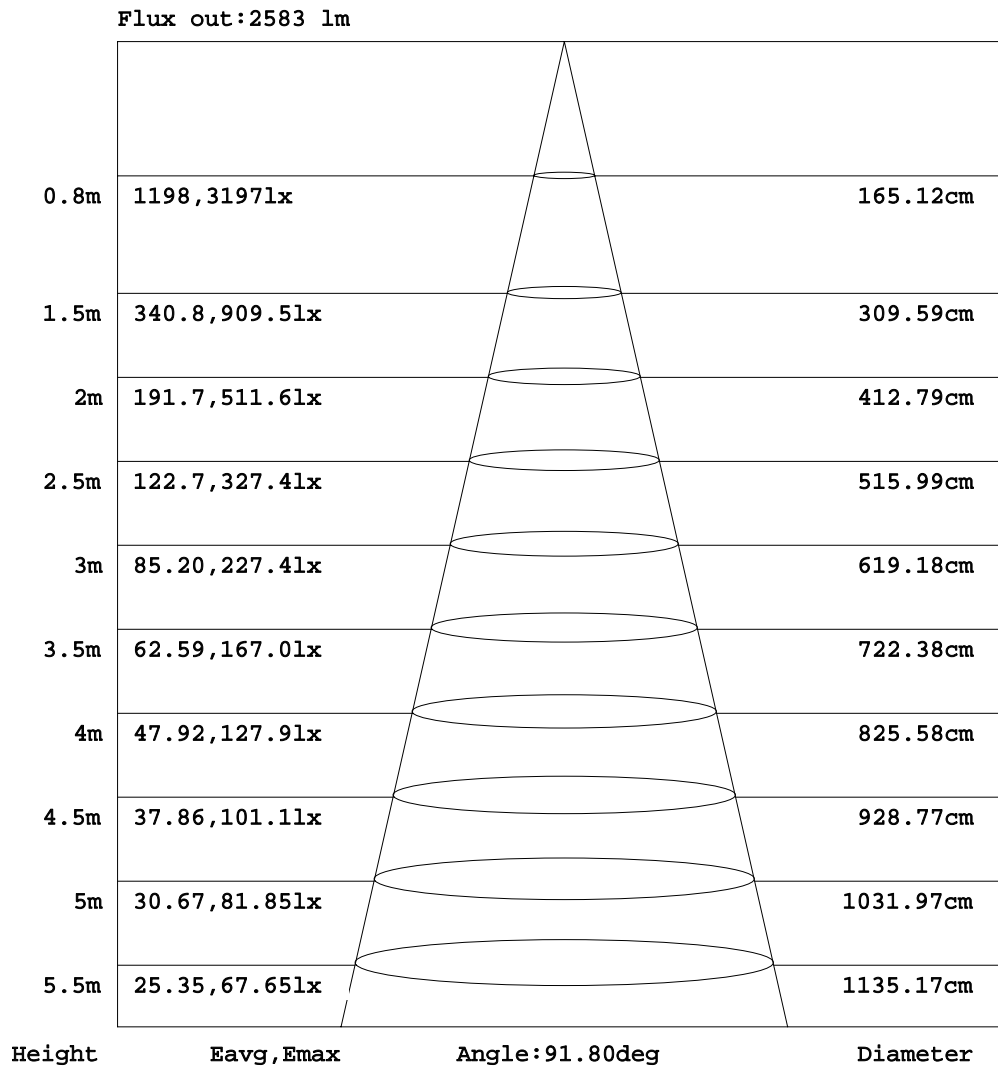


C Range: 0 - 360DEG
 C Interval: 15.0DEG
 Test Speed: HIGH
 Temperature: 24.8DEG
 Operators: Alan Wang
 Test Date: 07 June 2021

γ Range: 0 - 180DEG
 γ Interval: 1.0DEG
 Test System: EVERFINE GO-R5000_V2 SYSTEM V2.00.442T2
 Humidity: 49.2%
 Test Distance: 2.500m [K=1.0462]
 Remarks:

AAI Figure

Test:U:120.00V I:0.4302A P:51.350W PF:0.9946 Freq:60.00Hz Lamp Flux:7772.6x1 lm		
NAME: ASD Lighting Corp	TYPE: LED	WEIGHT:
SPEC.:	DIM.:	SERIAL No.:
MFR.: ASD Lighting Corp	SUR.:	Shielding Angle:



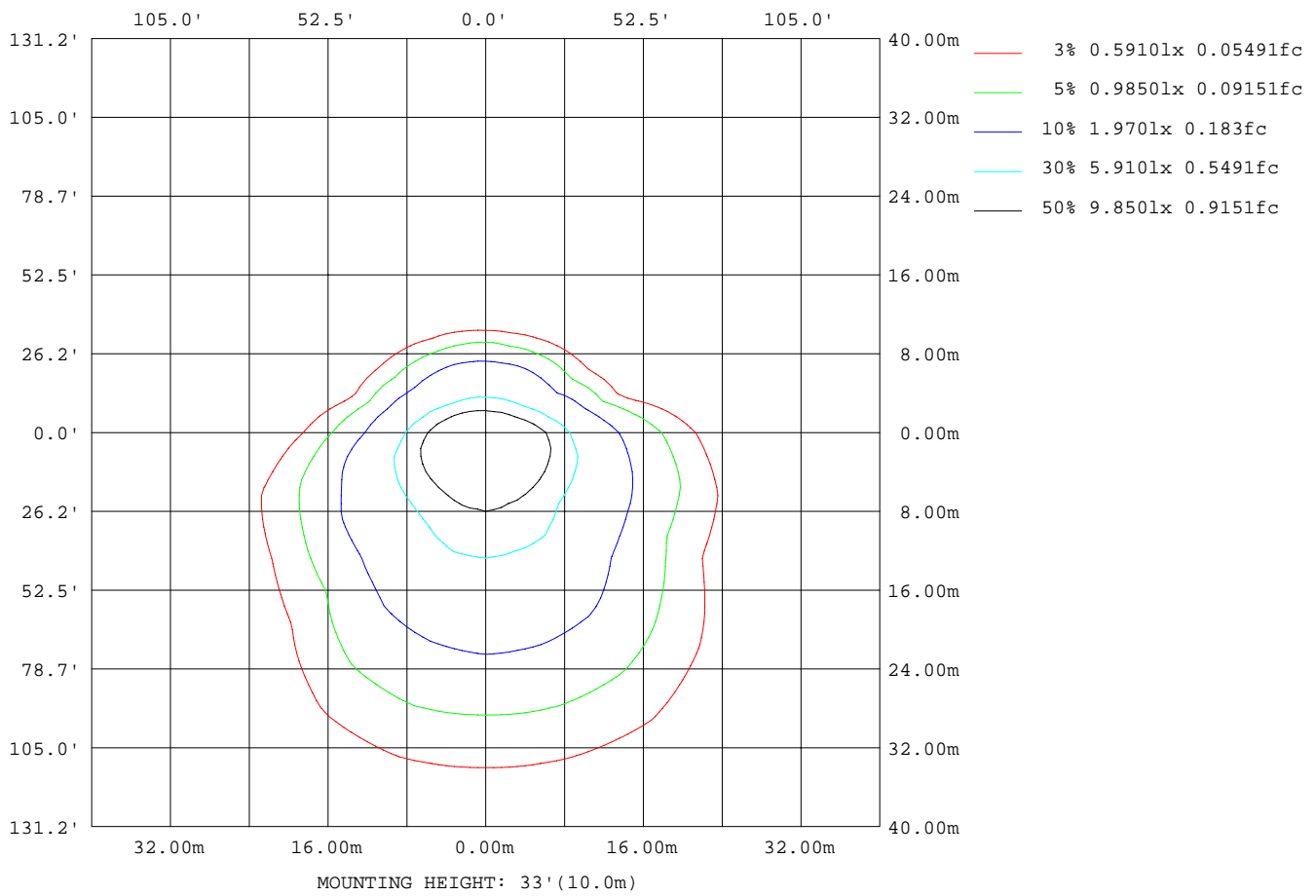
Note:The Curves indicate the illuminated area and the average illumination when the luminaire is at different distance.

C Range: 0 - 360DEG
 C Interval: 15.0DEG
 Test Speed: HIGH
 Temperature: 24.8DEG
 Operators: Alan Wang
 Test Date: 07 June 2021

γ Range: 0 - 180DEG
 γ Interval: 1.0DEG
 Test System: EVERFINE GO-R5000_V2 SYSTEM V2.00.442T2
 Humidity: 49.2%
 Test Distance: 2.500m [K=1.0462]
 Remarks:

ISOLUX DIAGRAM

Test:U:120.00V I:0.4302A P:51.350W PF:0.9946 Freq:60.00Hz Lamp Flux:7772.6x1 lm		
NAME: ASD Lighting Corp	TYPE: LED	WEIGHT:
SPEC.:	DIM.:	SERIAL No.:
MFR.: ASD Lighting Corp	SUR.:	Shielding Angle:



C Range: 0 - 360DEG
 C Interval: 15.0DEG
 Test Speed: HIGH
 Temperature: 24.8DEG
 Operators: Alan Wang
 Test Date: 07 June 2021

γ Range: 0 - 180DEG
 γ Interval: 1.0DEG
 Test System: EVERFINE GO-R5000_V2 SYSTEM V2.00.442T2
 Humidity: 49.2%
 Test Distance: 2.500m [K=1.0462]
 Remarks:

LED Avg.L Report

Test:U:120.00V I:0.4302A P:51.350W PF:0.9946 Freq:60.00Hz Lamp Flux:7772.6x1 lm		
NAME: ASD Lighting Corp	TYPE: LED	WEIGHT:
SPEC.:	DIM.:	SERIAL No.:
MFR.: ASD Lighting Corp	SUR.:	Shielding Angle:

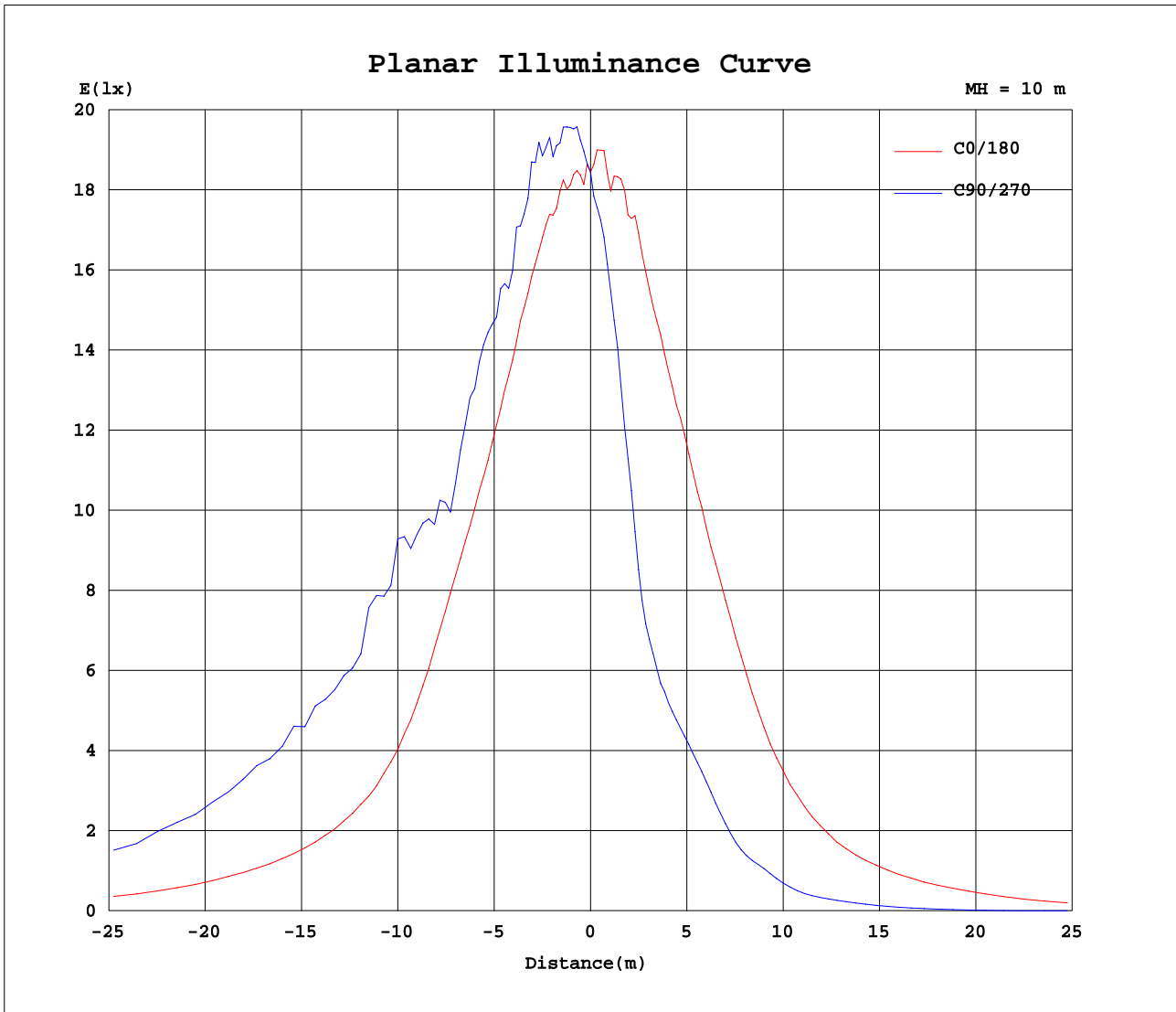
AvgL	cd/m2
L_0~180(65)av	27751
L_0~180(75)av	21325
L_0~180(85)av	20923
L_90~270(65)av	65956
L_90~270(75)av	101534
L_90~270(85)av	280120
L_45(65)av	39294
L_45(75)av	65937
L_45(85)av	172008

Standard: GB/T 29293-2012

C Range: 0 - 360DEG
C Interval: 15.0DEG
Test Speed: HIGH
Temperature: 24.8DEG
Operators: Alan Wang
Test Date: 07 June 2021

γ Range: 0 - 180DEG
 γ Interval: 1.0DEG
Test System: EVERFINE GO-R5000_V2 SYSTEM V2.00.442T2
Humidity: 49.2%
Test Distance: 2.500m [K=1.0462]
Remarks:

Planar Illuminance Curve



C Range: 0 - 360DEG
 C Interval: 15.0DEG
 Test Speed: HIGH
 Temperature: 24.8DEG
 Operators: Alan Wang
 Test Date: 07 June 2021

γ Range: 0 - 180DEG
 γ Interval: 1.0DEG
 Test System: EVERFINE GO-R5000_V2 SYSTEM V2.00.442T2
 Humidity: 49.2%
 Test Distance: 2.500m [K=1.0462]
 Remarks:

LUMINOUS DISTRIBUTION INTENSITY DATA

Test:U:120.00V I:0.4302A P:51.350W PF:0.9946 Freq:60.00Hz Lamp Flux:7772.6x1 lm		
NAME: ASD Lighting Corp	TYPE: LED	WEIGHT:
SPEC.:	DIM.:	SERIAL No.:
MFR.: ASD Lighting Corp	SUR.:	Shielding Angle:

Table--1

UNIT: cd

C(DEG) γ (DEG)	0	15	30	45	60	75	90	105	120	135	150	165	180	195	210	225	240	255	270
0	1845	1845	1845	1845	1845	1845	1845	1845	1845	1845	1845	1845	1845	1845	1845	1845	1845	1845	1845
5	1859	1906	1938	1986	2070	2048	1975	1985	1991	1920	1895	1904	1861	1818	1797	1768	1717	1669	1633
10	1836	1948	2046	2065	2037	2113	2000	2069	2069	1989	1950	1918	1884	1767	1648	1504	1382	1316	1267
15	1829	1971	2059	2063	2123	2153	2129	2168	2110	2115	2046	1931	1820	1656	1425	1177	1006	901	860
20	1775	1945	2034	2141	2120	2027	2061	2058	2153	2085	2051	1922	1734	1468	1142	881	763	715	684
25	1684	1886	1993	2011	1958	2043	2087	1999	2046	2023	1978	1887	1654	1287	889	718	650	627	613
30	1616	1799	1904	1944	2077	2129	2109	2061	2030	1987	1902	1844	1552	1100	752	616	579	549	536
35	1524	1754	1828	1897	1958	1935	1944	2114	1931	1886	1866	1757	1412	916	612	513	472	420	396
40	1346	1667	1784	1781	1918	2098	2177	2055	1909	1792	1842	1670	1209	740	467	398	330	292	280
45	1139	1579	1683	1750	2105	2470	2626	2245	1928	1791	1733	1566	988	561	355	294	239	207	195
50	1002	1357	1584	1842	2276	2434	2418	2390	2030	1741	1613	1420	804	403	279	220	164	135	126
55	912	1248	1523	1802	2279	2532	2710	2386	2116	1736	1523	1221	667	280	224	149	110	91.4	87.7
60	852	1210	1363	1707	2439	2714	2901	2604	2172	1686	1498	1047	576	216	177	104	63.7	50.7	43.9
65	766	1142	1261	1807	2567	2851	2931	2753	2345	1566	1268	1002	470	189	132	64.9	28.9	12.7	8.10
70	613	1020	1143	1971	2606	2838	2840	2763	2405	1516	1116	946	316	167	90.6	30.8	5.22	2.89	2.37
75	399	876	1076	1996	2484	2625	2768	2605	2378	1565	986	800	183	139	58.3	17.9	5.85	3.44	2.79
80	213	714	1013	1897	2355	2703	3103	2380	2197	1555	866	643	117	107	43.1	14.7	6.27	3.84	3.09
85	108	554	907	1714	2168	2440	2571	2171	1987	1425	802	484	84.6	82.2	34.5	12.0	6.48	3.90	3.16
90	77.9	408	805	1462	1974	2112	2154	2104	1694	1283	691	346	75.7	68.7	27.0	9.83	6.32	3.83	3.16
95	63.3	255	664	1278	1801	1963	1988	1918	1516	1083	602	238	69.8	58.5	20.5	8.49	6.13	4.37	3.80
100	50.6	101	209	557	1078	1396	1523	1460	1039	761	386	120	45.3	31.8	9.69	6.77	6.36	6.68	6.14
105	38.8	93.0	355	243	235	396	493	450	261	171	197	77.1	34.6	28.5	15.1	7.03	6.79	6.72	6.36
110	64.5	69.2	236	334	567	740	729	562	394	286	242	77.2	60.2	26.6	13.0	8.67	7.83	6.64	6.65
115	55.0	51.3	174	341	631	838	878	829	505	268	149	58.2	45.9	19.5	11.2	8.48	7.87	6.41	6.72
120	38.7	39.8	153	311	522	645	677	622	480	259	117	44.2	33.2	14.6	9.32	7.83	7.49	6.40	6.53
125	27.8	35.2	149	260	419	527	550	534	398	231	100	35.4	24.4	11.0	8.36	6.73	6.95	6.19	6.23
130	13.1	16.3	124	208	299	360	379	373	294	202	94.4	27.2	12.7	5.20	7.36	6.01	5.47	5.86	5.70
135	6.36	19.5	117	155	210	260	272	262	202	145	89.0	16.8	8.66	9.38	6.52	5.63	5.32	3.88	3.84
140	6.64	16.6	75.5	113	143	178	186	179	137	117	71.1	11.4	6.91	7.32	4.93	4.64	5.14	4.61	4.87
145	5.75	9.95	42.5	91.1	98.0	114	117	116	98.5	94.7	44.7	12.2	4.83	5.00	4.16	5.00	4.46	4.23	4.03
150	2.39	3.72	12.9	58.2	75.7	78.8	79.5	82.8	76.0	59.4	22.9	7.90	3.94	3.75	4.29	5.14	5.56	4.31	2.52
155	5.66	5.89	10.4	30.4	51.1	61.5	61.9	62.0	51.7	32.0	9.27	4.30	4.58	4.89	4.38	5.14	5.76	5.43	3.88
160	5.88	5.88	5.65	8.98	25.3	35.1	37.4	38.4	27.9	13.0	6.07	4.60	5.31	5.46	5.01	5.35	5.58	5.33	4.62
165	6.21	6.24	5.89	6.32	7.62	10.8	12.2	11.4	8.74	6.99	5.79	5.20	6.47	6.57	6.70	5.51	4.98	4.92	4.31
170	6.20	6.52	6.39	6.28	6.11	6.17	6.69	7.54	7.47	7.19	6.62	6.43	7.34	7.34	7.28	6.96	6.20	5.19	3.61
175	3.40	3.65	3.59	3.47	3.56	3.94	4.50	6.31	7.08	7.22	7.22	7.28	7.27	7.27	7.20	6.97	6.60	5.75	3.55
180	4.59	4.59	4.59	4.59	4.59	4.59	4.59	4.59	4.59	4.59	4.59	4.59	4.59	3.60	3.60	3.60	3.60	3.60	3.60

C Range: 0 - 360DEG
 C Interval: 15.0DEG
 Test Speed: HIGH
 Temperature: 24.8DEG
 Operators: Alan Wang
 Test Date: 07 June 2021

γ Range: 0 - 180DEG
 γ Interval: 1.0DEG
 Test System: EVERFINE GO-R5000_V2 SYSTEM V2.00.442T2
 Humidity: 49.2%
 Test Distance: 2.500m [K=1.0462]
 Remarks:

LUMINOUS DISTRIBUTION INTENSITY DATA

Test:U:120.00V I:0.4302A P:51.350W PF:0.9946 Freq:60.00Hz Lamp Flux:7772.6x1 lm		
NAME: ASD Lighting Corp	TYPE: LED	WEIGHT:
SPEC.:	DIM.:	SERIAL No.:
MFR.: ASD Lighting Corp	SUR.:	Shielding Angle:

Table--2

UNIT: cd

C(DEG) γ (DEG)	285	300	315	330	345														
0	1845	1845	1845	1845	1845														
5	1665	1670	1692	1732	1788														
10	1249	1342	1431	1540	1699														
15	857	970	1123	1310	1586														
20	701	753	841	1040	1417														
25	630	648	704	850	1260														
30	546	566	602	718	1085														
35	400	452	478	559	909														
40	275	318	368	400	738														
45	197	232	273	304	564														
50	127	162	207	246	409														
55	85.0	109	148	202	292														
60	45.3	62.0	104	167	220														
65	7.64	27.0	64.4	129	182														
70	2.59	5.13	29.2	93.1	161														
75	3.00	4.13	20.5	66.4	134														
80	3.26	3.75	15.2	50.6	103														
85	3.19	3.42	10.9	39.6	80.3														
90	2.92	2.49	6.64	29.3	67.1														
95	4.42	3.59	5.98	12.4	46.2														
100	6.23	4.84	5.81	16.4	21.0														
105	6.75	5.50	5.35	13.7	22.1														
110	6.86	5.86	6.07	11.1	17.8														
115	6.58	6.05	5.88	8.46	11.9														
120	6.52	6.01	5.62	6.98	9.45														
125	6.02	5.69	3.81	4.88	6.42														
130	4.91	3.82	4.43	5.00	9.02														
135	4.09	4.51	3.79	5.15	7.07														
140	4.73	3.89	3.36	3.13	5.51														
145	3.80	3.58	4.78	4.58	2.81														
150	3.53	4.19	4.79	4.64	3.96														
155	3.07	4.33	4.39	4.58	5.01														
160	3.39	2.95	3.14	3.59	5.39														
165	2.33	3.36	2.06	2.41	3.78														
170	1.79	1.67	1.75	2.07	3.59														
175	2.66	2.69	3.19	3.31	3.14														
180	3.60	3.60	3.60	3.60	3.60														

C Range: 0 - 360DEG
 C Interval: 15.0DEG
 Test Speed: HIGH
 Temperature: 24.8DEG
 Operators: Alan Wang
 Test Date: 07 June 2021

γ Range: 0 - 180DEG
 γ Interval: 1.0DEG
 Test System: EVERFINE GO-R5000_V2 SYSTEM V2.00.442T2
 Humidity: 49.2%
 Test Distance: 2.500m [K=1.0462]
 Remarks: