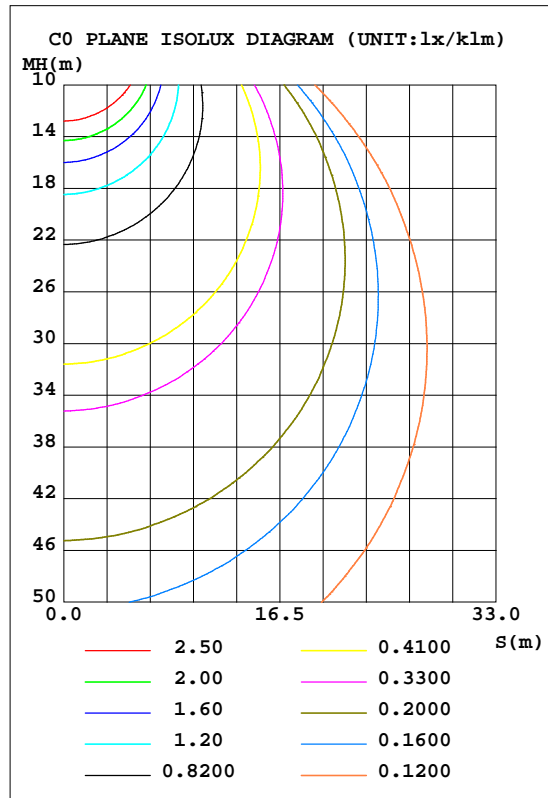
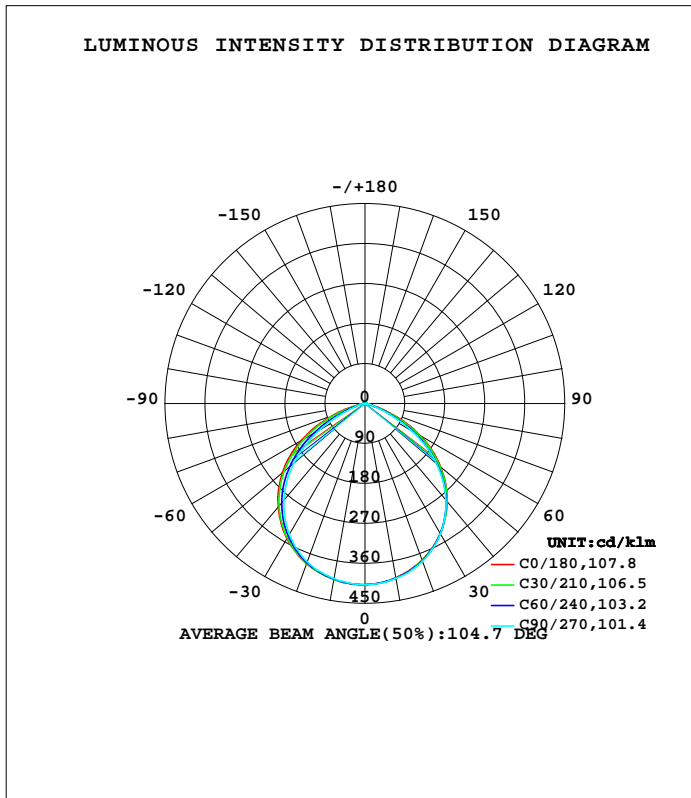


LUMINAIRE PHOTOMETRIC TEST REPORT

Test:U:120.13V I:0.0939A P:9.3119W PF:0.8256 Freq:59.98Hz Lamp Flux:704.534x1 lm		
NAME: LED DOWNLIGHT	TYPE:	WEIGHT:
SPEC.:	DIM.:	SERIAL No.:
MFR.: ASD LIGHTING CORP	SUR.:	Shielding Angle:

DATA OF LAMP		PHOTOMETRIC DATA Eff: 75.66 lm/W			
MODEL: LRKR-4D10AC-WH(3500K)		I _{max} (cd/klm)	408.4	S/MH(C0/180)	1.28
NOMINAL POWER(W)	10	LOR(%)	100.0	S/MH(C90/270)	1.24
RATED VOLTAGE(V)	120	TOTAL FLUX(lm/klm)	1000.00	h UP, DN(C0-180)	0.5,49.5
NOMINAL FLUX(lm)	704.534	CIE CLASS	DIRECT	h UP, DN(C180-360)	0.4,49.6
LAMPS INSIDE	1	h up(%)	0.9	CIBSE SHR NOM	1.25
TEST VOLTAGE(V)	120	h down(%)	99.1	CIBSE SHR MAX	1.35



C Range: 0 - 360DEG
 C Interval: 15.0DEG
 Test Speed: HIGH
 Temperature: 25.3DEG
 Operators:
 Test Date: 2022-03-07

g Range: 0 - 180DEG
 g Interval: 1.0DEG
 Test System: EVERFINE GO-2000B_V1 SYSTEM V2.00.426
 Humidity: 65.0%
 Test Distance: 8.000m [K=1.0113]
 Remarks:

ZONAL FLUX DIAGRAM

ZONAL FLUX DIAGRAM:

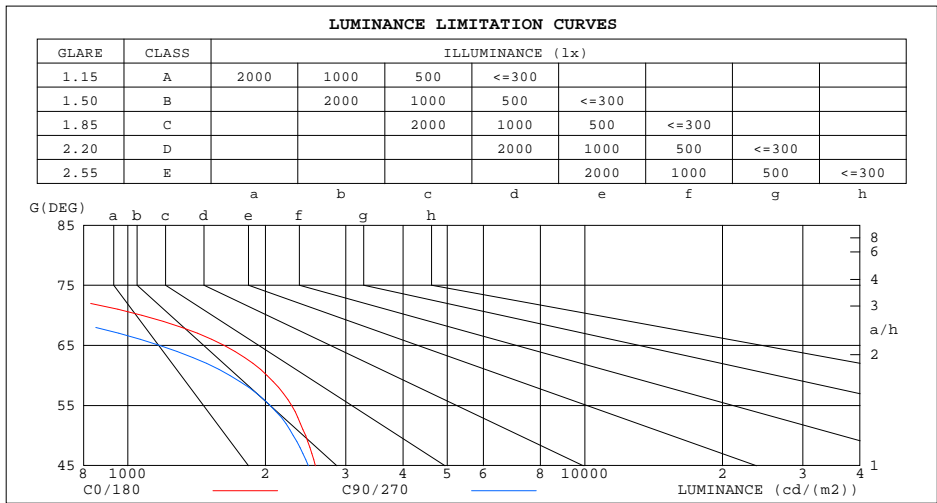
g	C0	C45	C90	C135	C180	C225	C270	C315	g	F zone	F total	%lum,lamp
10	398.3	399.9	399.9	401.5	402.0	401.8	400.6	399.1	0- 10	38.58	38.58	3.86,3.86
20	375.4	378.4	378.3	382.1	384.4	381.4	379.8	376.5	10- 20	110.6	149.1	14.9,14.9
30	338.5	341.0	339.7	346.5	351.2	345.9	340.5	338.5	20- 30	167.2	316.3	31.6,31.6
40	287.9	288.4	283.8	295.4	303.9	295.2	284.1	284.3	30- 40	199.0	515.3	51.5,51.5
50	222.7	218.9	210.2	227.9	242.6	227.9	209.0	214.7	40- 50	198.7	714.0	71.4,71.4
60	142.6	133.0	118.8	142.9	165.0	144.3	115.6	128.6	50- 60	161.2	875.3	87.5,87.5
70	51.95	42.11	31.76	48.43	73.39	50.86	29.83	37.81	60- 70	88.54	963.8	96.4,96.4
80	9.863	9.035	8.396	10.19	12.20	10.06	7.803	8.312	70- 80	23.13	986.9	98.7,98.7
90	0.2342	0.1833	0.1247	0.1765	0.5296	0.1836	0.0785	0.1507	80- 90	4.015	990.9	99.1,99.1
100	0.6703	0.5302	0.4901	0.4845	0.5082	0.3856	0.3473	0.4576	90-100	0.3217	991.3	99.1,99.1
110	1.093	0.9880	1.007	1.001	0.9055	0.8040	0.8512	0.9808	100-110	0.7550	992.0	99.2,99.2
120	1.556	1.446	1.465	1.446	1.355	1.282	1.355	1.465	110-120	1.180	993.2	99.3,99.3
130	1.986	1.884	1.897	1.852	1.785	1.713	1.806	1.877	120-130	1.473	994.7	99.5,99.5
140	2.324	2.172	2.251	2.100	2.117	2.014	2.179	2.081	130-140	1.562	996.2	99.6,99.6
150	2.578	2.512	2.487	2.441	2.423	2.387	2.447	2.433	140-150	1.448	997.7	99.8,99.8
160	2.852	2.833	2.892	2.827	2.748	2.721	2.814	2.819	150-160	1.208	998.9	99.9,99.9
170	3.080	3.068	3.049	3.042	2.989	2.995	2.997	3.029	160-170	0.8277	999.7	100,100
180	3.191	3.218	3.173	3.199	3.184	3.205	3.180	3.206	170-180	0.2959	1000.0	100,100
DEG	LUMINOUS INTENSITY:cd/klm									UNIT:lm/klm		

C Range: 0 - 360DEG
C Interval: 15.0DEG
Test Speed: HIGH
Temperature:25.3DEG
Operators:
Test Date:2022-03-07

g Range: 0 - 180DEG
g Interval: 1.0DEG
Test System:EVERFINE GO-2000B_V1 SYSTEM V2.00.426
Humidity:65.0%
Test Distance:8.000m [K=1.0113]
Remarks:

LUMINANCE LIMITATION CURVES

Test:U:120.13V I:0.0939A P:9.3119W PF:0.8256 Freq:59.98Hz Lamp Flux:704.534x1 lm		
NAME: LED DOWNLIGHT	TYPE:	WEIGHT:
SPEC.:	DIM.:	SERIAL No.:
MFR.: ASD LIGHTING CORP	SUR.:	Shielding Angle:



LUMINANCE cd/(m2)		
G(DEG)	C0/180	C90/270
85	319	144
80	402	340
75	516	401
70	1074	654
65	1625	1174
60	2018	1672
55	2282	2050
50	2451	2302
45	2575	2484

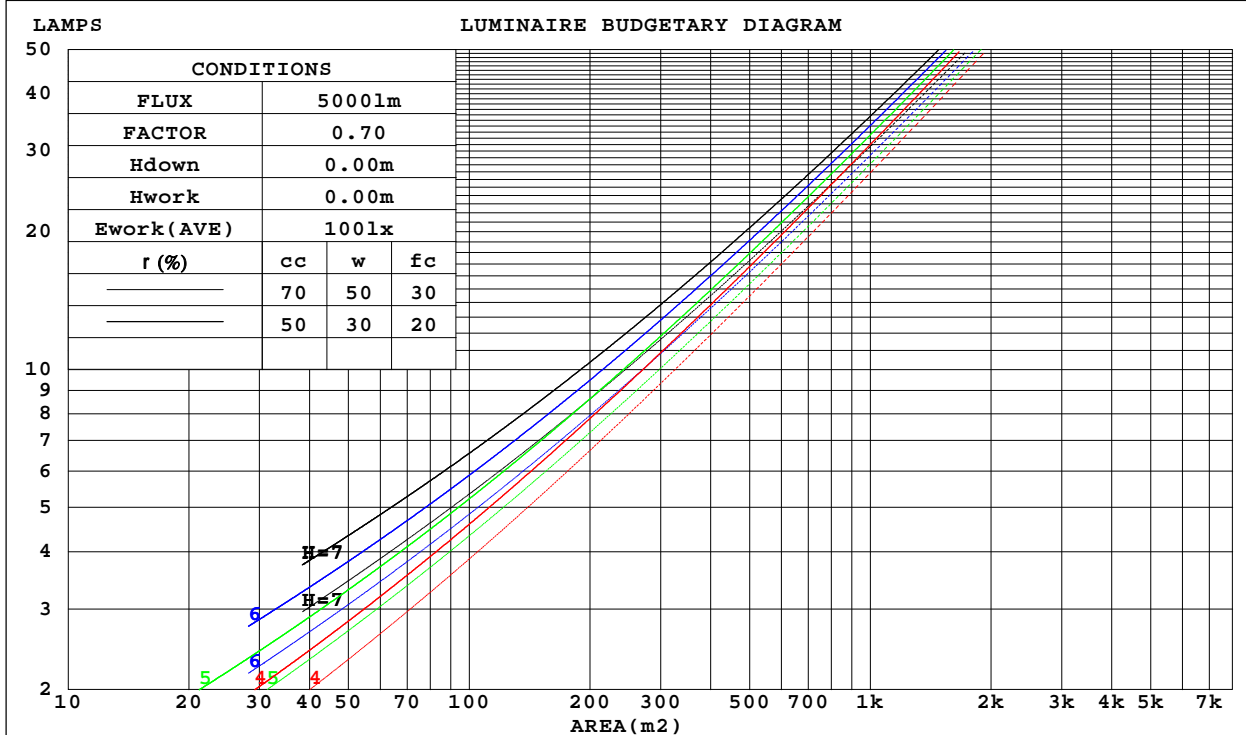
C Range: 0 - 360DEG
 C Interval: 15.0DEG
 Test Speed: HIGH
 Temperature: 25.3DEG
 Operators:
 Test Date: 2022-03-07

g Range: 0 - 180DEG
 g Interval: 1.0DEG
 Test System: EVERFINE GO-2000B_V1 SYSTEM V2.00.426
 Humidity: 65.0%
 Test Distance: 8.000m [K=1.0113]
 Remarks:

CU AND LUMINAIRE BUDGETARY ESTIMATE DIAGRAM

Test:U:120.13V I:0.0939A P:9.3119W PF:0.8256 Freq:59.98Hz Lamp Flux:704.534x1 lm		
NAME: LED DOWNLIGHT	TYPE:	WEIGHT:
SPEC.:	DIM.:	SERIAL No.:
MFR.: ASD LIGHTING CORP	SUR.:	Shielding Angle:

r cc	80%			70%			50%			30%			10%			0
r w	50%	30%	10%	50%	30%	10%	50%	30%	10%	50%	30%	10%	50%	30%	10%	0
r fc	20%			20%			20%			20%			20%			0
RCR	RCR:Room Cavity Ratio						Coefficients of Utilization(CU)									
0.0	1.19	1.19	1.19	1.16	1.16	1.16	1.11	1.11	1.11	1.06	1.06	1.06	1.01	1.01	1.01	.99
1.0	1.06	1.03	.99	1.04	1.01	.98	.90	.97	.94	.96	.93	.91	.92	.90	.89	.86
2.0	.94	.88	.83	.92	.87	.82	.89	.84	.80	.85	.81	.78	.82	.79	.76	.74
3.0	.84	.76	.70	.82	.75	.70	.79	.73	.68	.76	.71	.67	.74	.69	.66	.64
4.0	.75	.67	.60	.73	.66	.60	.71	.64	.59	.68	.63	.58	.66	.61	.57	.55
5.0	.67	.59	.52	.66	.58	.52	.64	.57	.51	.62	.56	.51	.60	.54	.50	.48
6.0	.61	.52	.46	.60	.52	.46	.58	.51	.45	.56	.50	.45	.54	.49	.44	.42
7.0	.55	.47	.41	.54	.46	.41	.53	.45	.40	.51	.45	.40	.50	.44	.40	.38
8.0	.50	.42	.37	.50	.42	.36	.48	.41	.36	.47	.41	.36	.46	.40	.36	.34
9.0	.46	.38	.33	.46	.38	.33	.44	.37	.33	.43	.37	.32	.42	.36	.32	.30
10.0	.43	.35	.30	.42	.35	.30	.41	.34	.30	.40	.34	.30	.39	.33	.29	.28



C Range: 0 - 360DEG
 C Interval: 15.0DEG
 Test Speed: HIGH
 Temperature:25.3DEG
 Operators:
 Test Date:2022-03-07

g Range: 0 - 180DEG
 g Interval: 1.0DEG
 Test System:EVERFINE GO-2000B_V1 SYSTEM V2.00.426
 Humidity:65.0%
 Test Distance:8.000m [K=1.0113]
 Remarks:

WEC AND CCEC

Test:U:120.13V I:0.0939A P:9.3119W PF:0.8256 Freq:59.98Hz Lamp Flux:704.534x1 lm		
NAME: LED DOWNLIGHT	TYPE:	WEIGHT:
SPEC.:	DIM.:	SERIAL No.:
MFR.: ASD LIGHTING CORP	SUR.:	Shielding Angle:

rcc	80%			70%			50%			30%			10%			0
rw	50%	30%	10%	50%	30%	10%	50%	30%	10%	50%	30%	10%	50%	30%	10%	0
rfc	20%			20%			20%			20%			20%			0
RCR	RCR:Room Cavity Ratio						Wall Exitance Coefficients(WEC)									
0.0																
1.0	.261	.149	.047	.254	.145	.046	.240	.138	.044	.228	.131	.042	.216	.125	.040	
2.0	.255	.140	.043	.248	.137	.042	.237	.132	.041	.226	.127	.040	.216	.122	.038	
3.0	.242	.129	.039	.236	.126	.038	.226	.122	.037	.216	.118	.036	.207	.115	.035	
4.0	.227	.118	.035	.222	.116	.034	.213	.113	.034	.205	.110	.033	.197	.107	.033	
5.0	.213	.109	.031	.209	.107	.031	.201	.104	.031	.193	.102	.030	.186	.099	.030	
6.0	.200	.100	.029	.196	.099	.028	.189	.097	.028	.182	.094	.028	.175	.092	.027	
7.0	.188	.093	.026	.184	.092	.026	.178	.090	.026	.171	.088	.026	.166	.086	.025	
8.0	.177	.086	.024	.173	.085	.024	.167	.084	.024	.162	.082	.024	.157	.080	.023	
9.0	.166	.080	.022	.164	.080	.022	.158	.078	.022	.153	.077	.022	.148	.075	.022	
10.0	.157	.075	.021	.155	.075	.021	.150	.073	.021	.145	.072	.020	.141	.071	.020	

rcc	80%			70%			50%			30%			10%			0
rw	50%	30%	10%	50%	30%	10%	50%	30%	10%	50%	30%	10%	50%	30%	10%	0
rfc	20%			20%			20%			20%			20%			0
RCR	RCR:Room Cavity Ratio						Ceiling Cavity Exitance Coefficients(CCEC)									
0.0	.197	.197	.197	.169	.169	.169	.115	.115	.115	.066	.066	.066	.021	.021	.021	
1.0	.184	.164	.145	.157	.140	.125	.108	.097	.086	.062	.056	.050	.020	.018	.016	
2.0	.174	.139	.110	.149	.120	.095	.102	.083	.066	.059	.048	.039	.019	.016	.013	
3.0	.166	.121	.085	.142	.105	.074	.098	.073	.052	.056	.042	.031	.018	.014	.010	
4.0	.159	.108	.069	.136	.093	.060	.094	.065	.042	.054	.038	.025	.017	.012	.008	
5.0	.151	.097	.057	.130	.084	.049	.090	.059	.035	.052	.034	.021	.017	.011	.007	
6.0	.145	.089	.048	.124	.077	.042	.086	.054	.030	.050	.032	.018	.016	.010	.006	
7.0	.138	.082	.042	.119	.071	.036	.082	.050	.026	.048	.029	.015	.015	.010	.005	
8.0	.132	.076	.037	.114	.066	.032	.079	.046	.023	.046	.027	.014	.015	.009	.005	
9.0	.127	.071	.033	.109	.062	.029	.076	.043	.021	.044	.026	.012	.014	.008	.004	
10.0	.121	.067	.030	.105	.058	.026	.073	.041	.019	.042	.024	.011	.014	.008	.004	

C Range: 0 - 360DEG
 C Interval: 15.0DEG
 Test Speed: HIGH
 Temperature:25.3DEG
 Operators:
 Test Date:2022-03-07

g Range: 0 - 180DEG
 g Interval: 1.0DEG
 Test System:EVERFINE GO-2000B_V1 SYSTEM V2.00.426
 Humidity:65.0%
 Test Distance:8.000m [K=1.0113]
 Remarks:

UGR(Unified Glare Rating) Table

Test:U:120.13V I:0.0939A P:9.3119W PF:0.8256 Freq:59.98Hz Lamp Flux:704.534x1 lm										
NAME: LED DOWNLIGHT					TYPE:			WEIGHT:		
SPEC.:					DIM.:			SERIAL No.:		
MFR.: ASD LIGHTING CORP					SUR.:			Shielding Angle:		
ceiling/cavity	0.7	0.7	0.5	0.5	0.3	0.7	0.7	0.5	0.5	0.3
walls	0.5	0.3	0.5	0.3	0.3	0.5	0.3	0.5	0.3	0.3
working plane	0.2	0.2	0.2	0.2	0.2	0.2	0.2	0.2	0.2	0.2
Room dimensions	Viewed crosswise					Viewed endwise				
x = 2H y = 2H	16.1	17.6	16.5	18.0	18.3	15.4	17.0	15.8	17.3	17.6
3H	16.9	18.3	17.3	18.6	19.0	15.9	17.2	16.2	17.5	17.9
4H	17.0	18.3	17.4	18.6	19.0	15.9	17.1	16.3	17.5	17.9
6H	17.0	18.1	17.4	18.5	18.9	15.9	17.0	16.3	17.4	17.8
8H	17.0	18.1	17.4	18.5	18.9	15.9	17.0	16.3	17.4	17.8
12H	17.0	18.0	17.4	18.4	18.9	15.8	16.9	16.3	17.3	17.7
4H 2H	16.4	17.6	16.8	18.0	18.4	15.9	17.2	16.3	17.5	17.9
3H	17.3	18.3	17.7	18.7	19.1	16.4	17.4	16.8	17.8	18.2
4H	17.3	18.3	17.8	18.7	19.2	16.4	17.3	16.9	17.8	18.2
6H	17.4	18.2	17.8	18.6	19.1	16.4	17.2	16.9	17.7	18.2
8H	17.4	18.1	17.8	18.6	19.1	16.4	17.2	16.9	17.6	18.1
12H	17.4	18.0	17.9	18.5	19.0	16.4	17.1	16.9	17.6	18.1
8H 4H	17.3	18.0	17.8	18.5	19.0	16.4	17.2	16.9	17.6	18.1
6H	17.3	17.9	17.8	18.4	18.9	16.5	17.1	17.0	17.6	18.1
8H	17.3	17.9	17.9	18.4	18.9	16.5	17.0	17.0	17.5	18.0
12H	17.3	17.8	17.9	18.3	18.9	16.4	16.9	17.0	17.4	18.0
12H 4H	17.3	17.9	17.8	18.4	18.9	16.4	17.1	16.9	17.6	18.1
6H	17.3	17.8	17.8	18.3	18.9	16.5	17.0	17.0	17.5	18.0
8H	17.3	17.8	17.8	18.3	18.9	16.5	16.9	17.0	17.5	18.0
CIE190: 2010										

CIE190: 2010
Area: 0.1 m2

C Range: 0 - 360DEG
C Interval: 15.0DEG
Test Speed: HIGH
Temperature:25.3DEG
Operators:
Test Date:2022-03-07

g Range: 0 - 180DEG
g Interval: 1.0DEG
Test System:EVERFINE GO-2000B_V1 SYSTEM V2.00.426
Humidity:65.0%
Test Distance:8.000m [K=1.0113]
Remarks:

UTILIZATION FACTORS TABLE

Test:U:120.13V I:0.0939A P:9.3119W PF:0.8256 Freq:59.98Hz Lamp Flux:704.534x1 lm		
NAME: LED DOWNLIGHT	TYPE:	WEIGHT:
SPEC.:	DIM.:	SERIAL No.:
MFR.: ASD LIGHTING CORP	SUR.:	Shielding Angle:

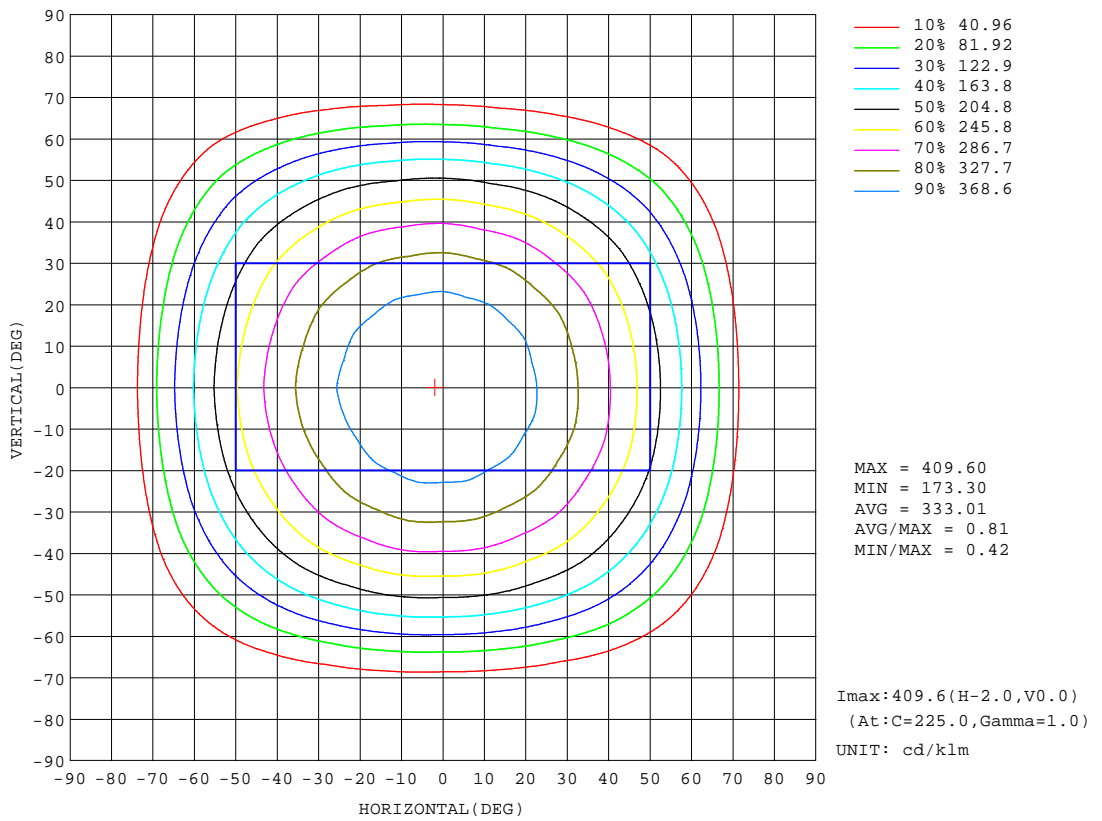
REFLECTANCE										
Ceiling	0.8	0.8	0.8	0.7	0.7	0.7	0.5	0.5	0.5	0
Walls	0.7	0.5	0.3	0.7	0.5	0.3	0.7	0.5	0.3	0
Working plane	0.2	0.2	0.2	0.2	0.2	0.2	0.2	0.2	0.2	0
ROOM INDEX	UTILIZATION FACTORS (PERCENT) $k(RI) \times RCR = 5$									
k = 0.60	61	50	43	60	50	43	59	49	43	37
0.80	71	61	54	70	60	54	69	59	53	47
1.00	80	70	64	79	70	63	77	71	63	56
1.25	87	78	72	86	77	71	83	76	70	64
1.50	92	83	77	90	82	77	87	81	76	69
2.00	98	91	85	97	90	85	93	88	83	76
2.50	102	95	90	100	94	89	96	91	87	79
3.00	105	99	94	103	97	93	99	94	91	83
4.00	108	103	99	106	102	98	102	98	95	87
5.00	110	106	103	108	104	101	103	100	98	89
ROOM INDEX	UF(total)									Direct
According to DIN EN 13032-2 2004			Suspended				SHRNOM = 1.25			

C Range: 0 - 360DEG
 C Interval: 15.0DEG
 Test Speed: HIGH
 Temperature: 25.3DEG
 Operators:
 Test Date: 2022-03-07

g Range: 0 - 180DEG
 g Interval: 1.0DEG
 Test System: EVERFINE GO-2000B_V1 SYSTEM V2.00.426
 Humidity: 65.0%
 Test Distance: 8.000m [K=1.0113]
 Remarks:

ISOCANDELA DIAGRAM

Test:U:120.13V I:0.0939A P:9.3119W PF:0.8256 Freq:59.98Hz Lamp Flux:704.534x1 lm		
NAME: LED DOWNLIGHT	TYPE:	WEIGHT:
SPEC.:	DIM.:	SERIAL No.:
MFR.: ASD LIGHTING CORP	SUR.:	Shielding Angle:



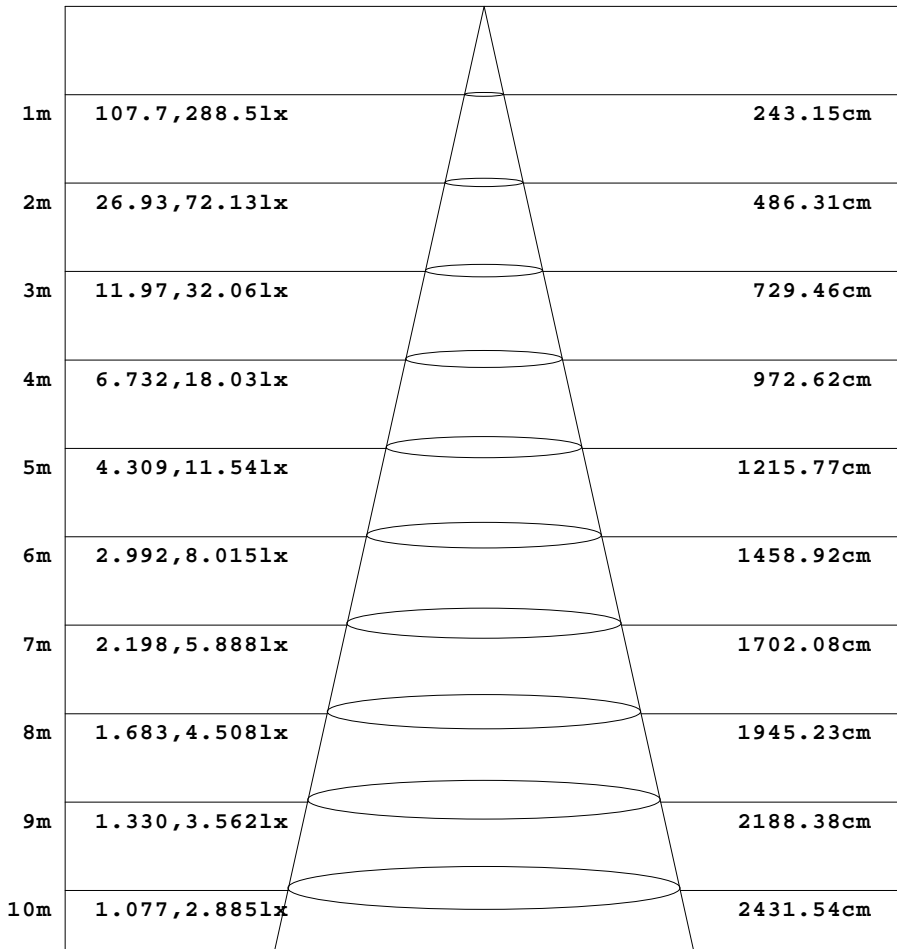
C Range: 0 - 360DEG
 C Interval: 15.0DEG
 Test Speed: HIGH
 Temperature: 25.3DEG
 Operators:
 Test Date: 2022-03-07

g Range: 0 - 180DEG
 g Interval: 1.0DEG
 Test System: EVERFINE GO-2000B_V1 SYSTEM V2.00.426
 Humidity: 65.0%
 Test Distance: 8.000m [K=1.0113]
 Remarks:

AAI Figure

Test:U:120.13V I:0.0939A P:9.3119W PF:0.8256 Freq:59.98Hz Lamp Flux:704.534x1 lm		
NAME: LED DOWNLIGHT	TYPE:	WEIGHT:
SPEC.:	DIM.:	SERIAL No.:
MFR.: ASD LIGHTING CORP	SUR.:	Shielding Angle:

Flux out:516.1 lm



Height Eavg, Emax Angle:101.12deg Diameter

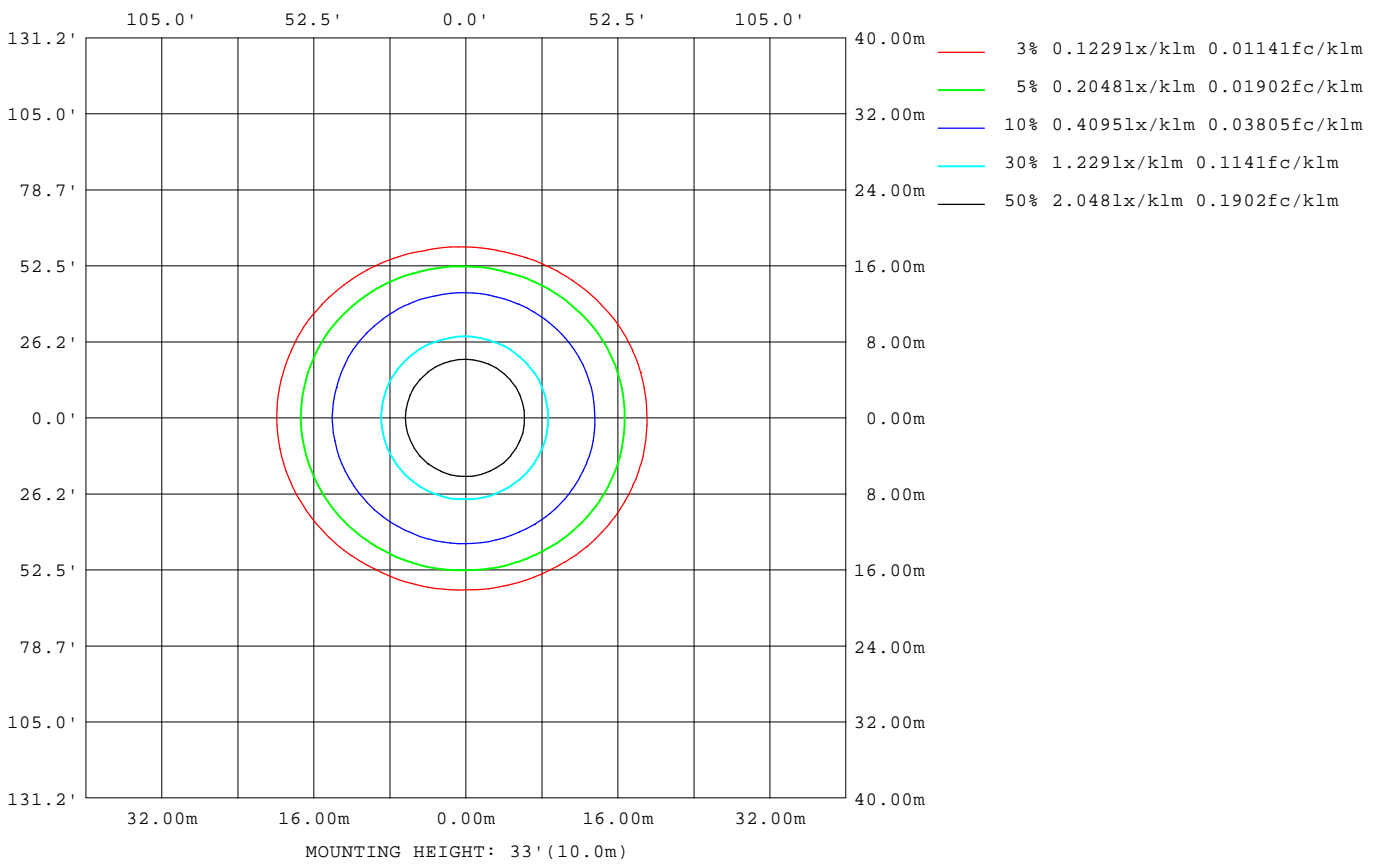
Note:The Curves indicate the illuminated area and the average illumination when the luminaire is at different distance.

C Range: 0 - 360DEG
 C Interval: 15.0DEG
 Test Speed: HIGH
 Temperature:25.3DEG
 Operators:
 Test Date:2022-03-07

g Range: 0 - 180DEG
 g Interval: 1.0DEG
 Test System:EVERFINE GO-2000B_V1 SYSTEM V2.00.426
 Humidity:65.0%
 Test Distance:8.000m [K=1.0113]
 Remarks:

ISOLUX DIAGRAM

Test:U:120.13V I:0.0939A P:9.3119W PF:0.8256 Freq:59.98Hz Lamp Flux:704.534x1 lm		
NAME: LED DOWNLIGHT	TYPE:	WEIGHT:
SPEC.:	DIM.:	SERIAL No.:
MFR.: ASD LIGHTING CORP	SUR.:	Shielding Angle:



C Range: 0 - 360DEG
 C Interval: 15.0DEG
 Test Speed: HIGH
 Temperature: 25.3DEG
 Operators:
 Test Date: 2022-03-07

g Range: 0 - 180DEG
 g Interval: 1.0DEG
 Test System: EVERFINE GO-2000B_V1 SYSTEM V2.00.426
 Humidity: 65.0%
 Test Distance: 8.000m [K=1.0113]
 Remarks:

LED Avg.L Report

Test:U:120.13V I:0.0939A P:9.3119W PF:0.8256 Freq:59.98Hz Lamp Flux:704.534x1 lm		
NAME: LED DOWNLIGHT	TYPE:	WEIGHT:
SPEC.:	DIM.:	SERIAL No.:
MFR.: ASD LIGHTING CORP	SUR.:	Shielding Angle:

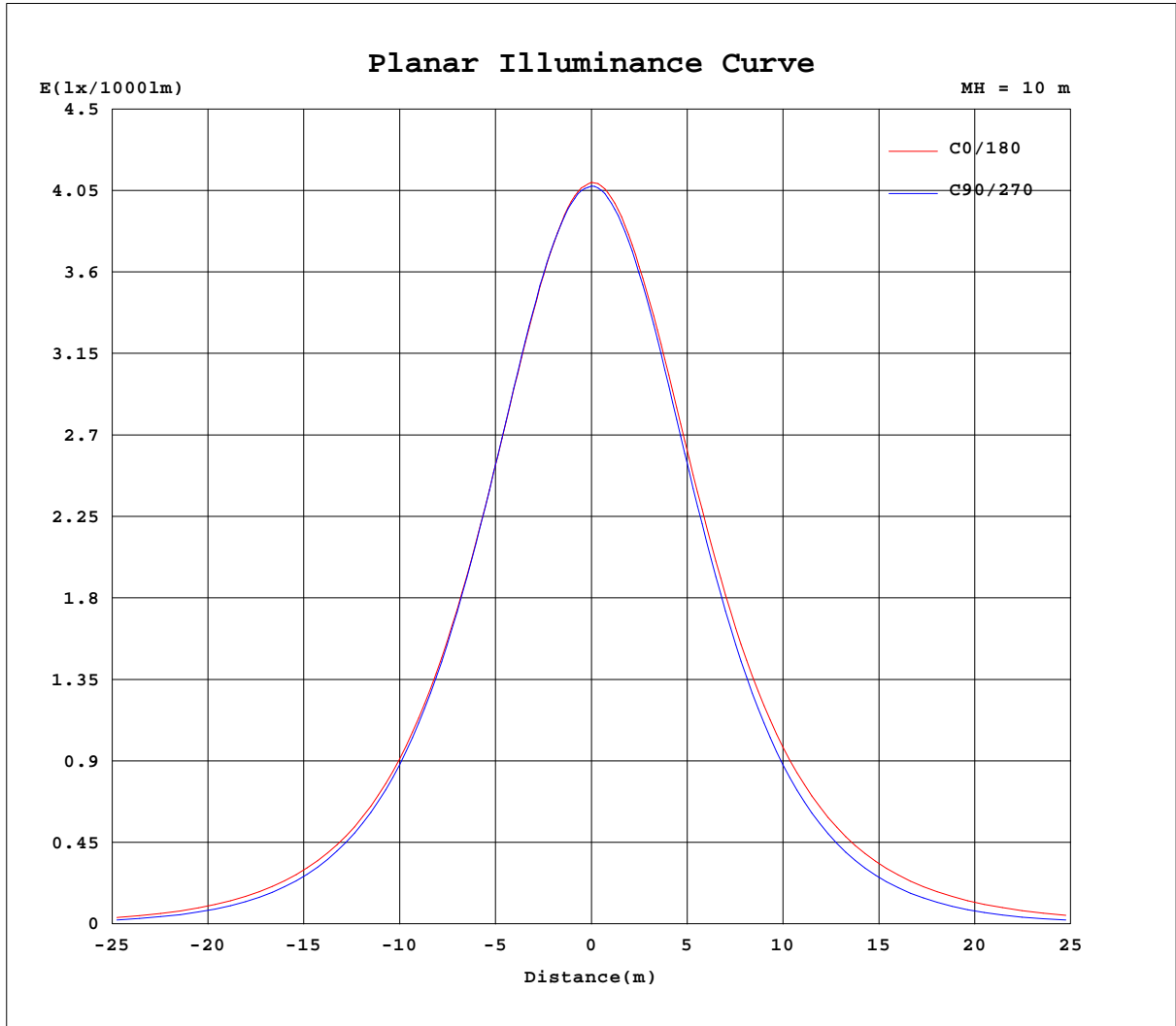
AvgL	cd/m2
L_0~180(65)av	1812
L_0~180(75)av	685
L_0~180(85)av	406
L_90~270(65)av	1149
L_90~270(75)av	394
L_90~270(85)av	123
L_45(65)av	1489
L_45(75)av	472
L_45(85)av	227

Standard: GB/T 29293-2012

C Range: 0 - 360DEG
C Interval: 15.0DEG
Test Speed: HIGH
Temperature:25.3DEG
Operators:
Test Date:2022-03-07

g Range: 0 - 180DEG
g Interval: 1.0DEG
Test System:EVERFINE GO-2000B_V1 SYSTEM V2.00.426
Humidity:65.0%
Test Distance:8.000m [K=1.0113]
Remarks:

Planar Illuminance Curve



C Range: 0 - 360DEG
 C Interval: 15.0DEG
 Test Speed: HIGH
 Temperature: 25.3DEG
 Operators:
 Test Date: 2022-03-07

g Range: 0 - 180DEG
 g Interval: 1.0DEG
 Test System: EVERFINE GO-2000B_V1 SYSTEM V2.00.426
 Humidity: 65.0%
 Test Distance: 8.000m [K=1.0113]
 Remarks:

LUMINOUS DISTRIBUTION INTENSITY DATA

Test:U:120.13V I:0.0939A P:9.3119W PF:0.8256 Freq:59.98Hz Lamp Flux:704.534x1 lm		
NAME: LED DOWNLIGHT	TYPE:	WEIGHT:
SPEC.:	DIM.:	SERIAL No.:
MFR.: ASD LIGHTING CORP	SUR.:	Shielding Angle:

Table--1

UNIT: cd/klm

C(DEG) g (DEG)	0	15	30	45	60	75	90	105	120	135	150	165	180	195	210	225	240	255	270
0	408	408	408	408	408	408	408	408	408	408	408	408	408	408	408	408	408	408	408
5	405	405	405	406	405	406	406	406	406	406	406	407	407	407	407	407	407	406	406
10	398	399	399	400	400	400	400	401	401	402	401	402	402	402	402	402	401	400	401
15	389	390	390	391	390	392	392	393	392	393	393	394	394	394	394	393	393	391	392
20	375	378	376	378	377	379	378	381	380	382	381	384	384	382	384	381	382	379	380
25	359	361	359	361	360	362	361	364	363	366	366	368	369	367	368	365	365	361	362
30	339	341	339	341	339	340	340	343	343	346	347	350	351	349	350	346	345	340	341
35	315	317	315	317	314	315	314	318	318	323	324	328	329	327	327	322	321	315	315
40	288	290	287	288	284	285	284	288	290	295	297	302	304	302	301	295	292	285	284
45	257	260	256	256	251	251	250	254	257	264	267	273	275	273	271	264	259	250	249
50	223	225	221	219	213	212	210	215	220	228	233	240	243	240	237	228	221	211	209
55	185	186	182	178	171	168	167	172	178	188	196	203	206	202	199	189	179	169	164
60	143	143	139	133	125	120	119	124	131	143	153	161	165	162	156	144	132	121	116
65	97.1	97.5	92.6	85.6	76.2	72.1	70.5	75.1	82.1	94.6	107	116	120	117	111	96.7	83.4	72.1	67.4
70	51.9	52.8	48.6	42.1	34.7	32.3	31.8	34.5	38.8	48.4	59.7	69.6	73.4	70.7	64.2	50.9	39.9	32.2	29.8
75	18.9	19.5	18.0	16.1	14.6	14.6	14.7	15.3	15.9	18.8	23.9	29.4	31.5	29.8	26.2	19.4	15.8	14.5	14.2
80	9.86	9.94	9.43	9.03	8.48	8.43	8.40	8.85	9.29	10.2	11.0	11.9	12.2	11.9	11.2	10.1	9.13	8.24	7.80
85	3.93	3.90	3.07	2.46	1.87	1.81	1.78	2.16	2.50	3.41	4.35	5.55	6.12	5.71	4.79	3.47	2.44	1.60	1.25
90	0.23	0.25	0.22	0.18	0.14	0.13	0.12	0.14	0.14	0.18	0.26	0.38	0.53	0.41	0.31	0.18	0.11	0.08	0.08
95	0.47	0.42	0.39	0.33	0.29	0.26	0.27	0.24	0.25	0.26	0.29	0.31	0.30	0.29	0.26	0.22	0.20	0.20	0.19
100	0.67	0.63	0.58	0.53	0.50	0.48	0.49	0.45	0.46	0.48	0.53	0.58	0.51	0.46	0.43	0.39	0.37	0.36	0.35
105	0.87	0.84	0.81	0.75	0.74	0.73	0.76	0.72	0.74	0.74	0.80	0.81	0.70	0.67	0.62	0.57	0.56	0.58	0.58
110	1.09	1.07	1.04	0.99	0.99	0.97	1.01	0.99	1.01	1.00	1.05	1.02	0.91	0.89	0.84	0.80	0.78	0.83	0.85
115	1.33	1.30	1.27	1.22	1.22	1.22	1.23	1.23	1.24	1.24	1.26	1.24	1.13	1.10	1.08	1.03	1.03	1.09	1.12
120	1.56	1.52	1.50	1.45	1.45	1.44	1.47	1.45	1.48	1.45	1.48	1.46	1.35	1.33	1.31	1.28	1.29	1.32	1.35
125	1.78	1.75	1.72	1.67	1.67	1.67	1.68	1.68	1.69	1.66	1.69	1.69	1.59	1.55	1.54	1.50	1.54	1.56	1.59
130	1.99	1.95	1.93	1.88	1.89	1.89	1.90	1.89	1.89	1.85	1.89	1.91	1.78	1.76	1.76	1.71	1.75	1.77	1.81
135	2.15	2.12	2.10	2.01	2.08	2.08	2.08	2.08	2.07	1.91	2.05	2.08	1.97	1.94	1.88	1.83	1.93	1.97	2.01
140	2.32	2.28	2.20	2.17	2.17	2.24	2.25	2.22	2.16	2.10	2.20	2.22	2.12	2.09	2.06	2.01	2.10	2.14	2.18
145	2.46	2.40	2.37	2.34	2.39	2.35	2.30	2.28	2.36	2.26	2.28	2.30	2.27	2.21	2.19	2.19	2.23	2.28	2.33
150	2.58	2.55	2.53	2.51	2.50	2.50	2.49	2.45	2.43	2.44	2.48	2.47	2.42	2.38	2.37	2.39	2.35	2.37	2.45
155	2.71	2.70	2.69	2.66	2.65	2.66	2.64	2.64	2.61	2.63	2.64	2.63	2.58	2.55	2.54	2.57	2.53	2.58	2.59
160	2.85	2.88	2.86	2.83	2.81	2.84	2.89	2.81	2.76	2.83	2.81	2.81	2.75	2.75	2.73	2.72	2.71	2.73	2.81
165	2.97	3.00	2.98	2.94	2.94	3.00	2.98	2.94	2.94	2.94	2.99	2.94	2.87	2.90	2.88	2.87	2.86	2.92	2.93
170	3.08	3.07	3.07	3.07	3.07	3.06	3.05	3.02	3.02	3.04	3.05	3.05	2.99	3.01	3.01	3.00	2.98	2.97	3.00
175	3.14	3.15	3.15	3.16	3.17	3.15	3.14	3.12	3.13	3.15	3.15	3.14	3.11	3.11	3.11	3.13	3.11	3.11	3.10
180	3.19	3.18	3.18	3.22	3.19	3.18	3.17	3.19	3.18	3.20	3.20	3.19	3.18	3.17	3.19	3.21	3.19	3.19	3.18

C Range: 0 - 360DEG
 C Interval: 15.0DEG
 Test Speed: HIGH
 Temperature:25.3DEG
 Operators:
 Test Date:2022-03-07

g Range: 0 - 180DEG
 g Interval: 1.0DEG
 Test System:EVERFINE GO-2000B_V1 SYSTEM V2.00.426
 Humidity:65.0%
 Test Distance:8.000m [K=1.0113]
 Remarks:

LUMINOUS DISTRIBUTION INTENSITY DATA

Test:U:120.13V I:0.0939A P:9.3119W PF:0.8256 Freq:59.98Hz Lamp Flux:704.534x1 lm		
NAME: LED DOWNLIGHT	TYPE:	WEIGHT:
SPEC.:	DIM.:	SERIAL No.:
MFR.: ASD LIGHTING CORP	SUR.:	Shielding Angle:

Table--2

UNIT: cd/klm

C(DEG) g (DEG)	285	300	315	330	345														
0	408	408	408	408	408														
5	406	406	405	405	405														
10	400	400	399	399	400														
15	390	391	390	391	390														
20	377	378	377	378	376														
25	359	361	359	361	360														
30	338	340	338	341	339														
35	312	314	314	317	316														
40	281	284	284	289	289														
45	246	250	252	257	258														
50	206	211	215	221	223														
55	163	168	174	181	185														
60	114	120	129	138	143														
65	66.0	71.7	80.4	91.1	96.7														
70	28.7	31.8	37.8	46.7	51.7														
75	13.8	14.0	15.0	17.5	19.1														
80	7.49	7.88	8.31	9.07	9.62														
85	1.02	1.36	1.90	2.76	3.56														
90	0.09	0.09	0.15	0.19	0.18														
95	0.20	0.22	0.27	0.28	0.31														
100	0.37	0.39	0.46	0.50	0.58														
105	0.60	0.64	0.71	0.77	0.81														
110	0.87	0.91	0.98	1.01	1.03														
115	1.14	1.17	1.22	1.26	1.26														
120	1.39	1.42	1.46	1.47	1.47														
125	1.63	1.66	1.68	1.69	1.70														
130	1.84	1.87	1.88	1.89	1.89														
135	2.03	2.04	1.96	2.03	2.08														
140	2.20	2.21	2.08	2.19	2.23														
145	2.36	2.36	2.25	2.26	2.29														
150	2.42	2.41	2.43	2.45	2.45														
155	2.60	2.60	2.60	2.60	2.61														
160	2.79	2.78	2.82	2.80	2.80														
165	2.96	2.96	2.94	2.97	2.92														
170	3.03	3.02	3.03	3.03	3.06														
175	3.13	3.14	3.15	3.16	3.14														
180	3.18	3.18	3.21	3.20	3.19														

C Range: 0 - 360DEG
 C Interval: 15.0DEG
 Test Speed: HIGH
 Temperature:25.3DEG
 Operators:
 Test Date:2022-03-07

g Range: 0 - 180DEG
 g Interval: 1.0DEG
 Test System:EVERFINE GO-2000B_V1 SYSTEM V2.00.426
 Humidity:65.0%
 Test Distance:8.000m [K=1.0113]
 Remarks: