



# LED CORN BULB

Standard Series

ASD LED Corn Bulb fits many different fixtures to replace traditional lamps. These LED retrofits designed to replace metal halide and high-pressure sodium lights and shine brighter than HID lamps. Our LED corn bulbs provide 360 Degree of light with low power consumption. Capable of withstanding water sprays from any direction in thanks to its IP64 rating, these bulbs will keep outdoor paths, back yards and many more locations illuminated for a significantly longer period of time.

|                |  |
|----------------|--|
| Catalog number |  |
| Notes          |  |
| Type           |  |

## FEATURES AND BENEFITS:

- ▶ Easy installation
- ▶ Energy saving
- ▶ Suitable for use in enclosed luminaires
- ▶ Aluminum with plastic cover
- ▶ 360 degree lighting
- ▶ Operating temperature of -40+131°F (-40 to 55°C)
- ▶ IP64 rating, wet location
- ▶ L-70 Life > 173,600 hrs
- ▶ cULus certified
- ▶ 5 Year warranty



## PRODUCT LEGEND:

| Family        | Voltage           | Watts       | Dimmable         | CCT     | Base |
|---------------|-------------------|-------------|------------------|---------|------|
| ASD-LED-CRW   | XX                | XX          | X                | 50      | XXXX |
| LED Corn Bulb | Blank = 100-277 V | 24 = 24 W   | N = Non-dimmable | 5,000 K | E26  |
|               | HV = 200-480 V    | 36 = 36 W   |                  |         | EX39 |
|               |                   | 54 = 54 W   |                  |         |      |
|               |                   | 80 = 80 W   |                  |         |      |
|               |                   | 100 = 100 W |                  |         |      |
|               |                   | 125 = 125 W |                  |         |      |
| 200 = 200 W   |                   |             |                  |         |      |

## LED CORN BULB:

| Model                     | Watts | Dimmable | CCT     | Lumens    | Dimensions (LxWxH)         |
|---------------------------|-------|----------|---------|-----------|----------------------------|
| ASD-LED-CRW-24N50-E26     | 24    | No       | 5,000 K | 3,240 lm  | 2 5/8" x 2 5/8" x 7 1/2"   |
| ASD-LED-CRW-54N50-EX39    | 54    | No       | 5,000 K | 7,290 lm  | 3 3/8" x 3 3/8" x 10 7/8"  |
| ASD-LED-CRW-100N50-EX39   | 100   | No       | 5,000 K | 13,500 lm | 5 1/8" x 5 1/8" x 11 1/2"  |
| ASD-LED-CRW-125N50-EX39   | 125   | No       | 5,000 K | 16,875 lm | 5 1/8" x 5 1/8" x 12 1/2"  |
| ASD-LED-CRW-200N50-EX39   | 200   | No       | 5,000 K | 22,396 lm | 5 1/2" x 5 1/2" x 13 1/4"  |
| ASD-LED-CRWHV-36N50-EX39  | 36    | No       | 5,000 K | 3,840 lm  | 3 3/8" x 3 3/8" x 8 5/8"   |
| ASD-LED-CRWHV-54N50-EX39  | 54    | No       | 5,000 K | 5,970 lm  | 3 3/8" x 3 3/8" x 9 5/8"   |
| ASD-LED-CRWHV-80N50-EX39  | 80    | No       | 5,000 K | 9,470 lm  | 4 7/8" x 4 7/8" x 9 13/16" |
| ASD-LED-CRWHV-100N50-EX39 | 100   | No       | 5,000 K | 12,195 lm | 4 7/8" x 4 7/8" x 10 3/4"  |

## PACKAGE CONTENTS:

| Description               | Q-ty |
|---------------------------|------|
| LED Corn Bulb Fixture     | 1    |
| Box                       | 1    |
| Installation Instructions | 3    |

For most up-to-date spec sheets please refer to [asd-lighting.com](http://asd-lighting.com)

ASD LIGHTING CORP

E-mail: [orders@asd-lighting.com](mailto:orders@asd-lighting.com) | Web site: [www.asd-lighting.com](http://www.asd-lighting.com)





# LED CORN BULB

## Standard Series

### PRODUCT SPECIFICATIONS:

| Construction & Materials  |                                   |                   |   |                   |
|---|-----------------------------------|-------------------|---|-------------------|
| Housing   | Aluminum + Polycarbonate          |                   |   |                   |
| Finish  | Silver                            |                   |   |                   |
| Cover   | Clear                             |                   |   |                   |
| Weight  | ASD-LED-CRW-24N50-E26             | 0.75 lbs (0.3 kg) | ASD-LED-CRWHV-36N50-EX39                    | 1.3 lbs (0.58 kg) |
|   | ASD-LED-CRW-54N50-EX39            | 1.68 lbs (0.8 kg) | ASD-LED-CRWHV-54N50-EX39                    | 1.5 lbs (0.66 kg) |
|   | ASD-LED-CRW-100N50-EX39           | 3.44 lbs (1.6 kg) | ASD-LED-CRWHV-80N50-EX39                    | 3.0 lbs (1.38 kg) |
|   | ASD-LED-CRW-125N50-EX39           | 3.64 lbs (1.7 kg) | ASD-LED-CRWHV-100N50-EX39                   | 3.3 lbs (1.50 kg) |
|   | ASD-LED-CRW-200N50-EX39           | 3.48 lbs (1.6 kg) |   |                   |
| Environmental System  |                                   |                   |   |                   |
| Work Environment  | Suitable for Damp Locations, IP64 |                   |   |                   |
| Operating Temperature   | -40+131°F (-40 to 55°C)           |                   |   |                   |
| L-70 Life   | > 173,600 hrs                     |                   |   |                   |
| Optical System  |                                   |                   |   |                   |
| Luminous Flux   | ASD-LED-CRW-24N50-E26             | 3,240 lm          | ASD-LED-CRWHV-36N50-EX39                    | 3,840 lm          |
|   | ASD-LED-CRW-54N50-EX39            | 7,290 lm          | ASD-LED-CRWHV-54N50-EX39                    | 5,969 lm          |
|   | ASD-LED-CRW-100N50-EX39           | 13,500 lm         | ASD-LED-CRWHV-80N50-EX39                    | 9,470 lm          |
|   | ASD-LED-CRW-125N50-EX39           | 16,875 lm         | ASD-LED-CRWHV-100N50-EX39                   | 12,195 lm         |
|   | ASD-LED-CRW-200N50-EX39           | 22,396 lm         |   |                   |
| Color Temperature   | 5,000 K                           |                   |   |                   |
| CRI   | >80                               |                   |   |                   |
| Electrical System   |                                   |                   |   |                   |
| Input Voltage   | 100-277V AC 50/60 Hz              |                   | 200-480V AC 50/60 Hz                        |                   |
| Max input current   | ASD-LED-CRW-24N50-E26             | 0.3 A             | ASD-LED-CRWHV-36N50-EX39                    | 0.2 A             |
|   | ASD-LED-CRW-54N50-EX39            | 0.6 A             | ASD-LED-CRWHV-54N50-EX39                    | 0.3 A             |
|   | ASD-LED-CRW-100N50-EX39           | 1 A               | ASD-LED-CRWHV-80N50-EX39                    | 0.4 A             |
|   | ASD-LED-CRW-125N50-EX39           | 1.2 A             | ASD-LED-CRWHV-100N50-EX39                   | 0.5 A             |
|   | ASD-LED-CRW-200N50-EX39           | 2 A               |   |                   |
| Inrush current  | ASD-LED-CRW-24N50-E26             | 25 A              | ASD-LED-CRWHV-36N50-EX39                    | 30 A              |
|   | ASD-LED-CRW-54N50-EX39            | 35 A              | ASD-LED-CRWHV-54N50-EX39                    | 30 A              |
|   | ASD-LED-CRW-100N50-EX39           | 50 A              | ASD-LED-CRWHV-80N50-EX39                    | 60 A              |
|   | ASD-LED-CRW-125N50-EX39           | 60 A              | ASD-LED-CRWHV-100N50-EX39                   | 60 A              |
|   | ASD-LED-CRW-200N50-EX39           | 60 A              |   |                   |
| Action time (Inrush current)  | ASD-LED-CRW-24N50-E26             | 0.18 S            | ASD-LED-CRWHV-36N50-EX39                    | 0.24S             |
|   | ASD-LED-CRW-54N50-EX39            | 0.45 S            | ASD-LED-CRWHV-54N50-EX39                    | 0.25S             |
|   | ASD-LED-CRW-100N50-EX39           | 0.56 S            | ASD-LED-CRWHV-80N50-EX39                    | 0.53S             |
|   | ASD-LED-CRW-125N50-EX39           | 0.78 S            | ASD-LED-CRWHV-100N50-EX39                   | 0.53S             |
|   | ASD-LED-CRW-200N50-EX39           | 0.24 S            |   |                   |
| AC input range  | min 100 V max 277 V               |                   | min 200 V max 480 V                         |                   |
| Off State Power   | 0 W                               |                   |   |                   |
| Power Consumption   | ASD-LED-CRW-24N50-E26             | 24 W              | ASD-LED-CRWHV-36N50-EX39                    | 36 W              |
|   | ASD-LED-CRW-54N50-EX39            | 54 W              | ASD-LED-CRWHV-54N50-EX39                    | 54 W              |
|   | ASD-LED-CRW-100N50-EX39           | 100 W             | ASD-LED-CRWHV-80N50-EX39                    | 80 W              |
|   | ASD-LED-CRW-125N50-EX39           | 125 W             | ASD-LED-CRWHV-100N50-EX39                   | 100 W             |
|   | ASD-LED-CRW-200N50-EX39           | 200 W             |   |                   |
| Power Factor  | ≥ 0.99                            |                   |   |                   |
| Output voltage  | ASD-LED-CRW-24N50-E26             | 45-55 V           | ASD-LED-CRWHV-36N50-EX39                    | 30-40 V           |
|   | ASD-LED-CRW-54N50-EX39            | 40-50 V           | ASD-LED-CRWHV-54N50-EX39                    | 45-55 V           |
|   | ASD-LED-CRW-100N50-EX39           | 48-58 V           | ASD-LED-CRWHV-80N50-EX39                    | 33-55 V           |
|   | ASD-LED-CRW-125N50-EX39           | 32-42 V           | ASD-LED-CRWHV-100N50-EX39                   | 33-55 V           |
|   | ASD-LED-CRW-200N50-EX39           | 50-60 V           |   |                   |
| Max output current  | ASD-LED-CRW-24N50-E26             | 420 mA            | ASD-LED-CRWHV-36N50-EX39                    | 900 mA            |
|   | ASD-LED-CRW-54N50-EX39            | 1 A               | ASD-LED-CRWHV-54N50-EX39                    | 940 mA            |
|   | ASD-LED-CRW-100N50-EX39           | 1.68 A            | ASD-LED-CRWHV-80N50-EX39                    | 1.6 A             |
|   | ASD-LED-CRW-125N50-EX39           | 2.9 A             | ASD-LED-CRWHV-100N50-EX39                   | 1.68A             |
|   | ASD-LED-CRW-200N50-EX39           | 3.4 A             |   |                   |
| LED Driver Class  | Class 2                           |                   |   |                   |
| Warranty & Certifications   |                                   |                   |   |                   |
| 5-year limited warranty   | Main: Outdoor Luminaires          |                   | Primary Use: Replacement Lamps for High-Bay |                   |
| DesignLights Consortium (DLC) listed (Classification: Standard) E488932 | General Application: High-Bay     |                   |   |                   |

The LED Corn Bulb designed as a Lamp Replacement of Outdoor Pole/ Arm-mounted Decorative Luminaires

For most up-to-date spec sheets please refer to [asd-lighting.com](http://asd-lighting.com)

ASD LIGHTING CORP

E-mail: [orders@asd-lighting.com](mailto:orders@asd-lighting.com) | Web site: [www.asd-lighting.com](http://www.asd-lighting.com)





# LED CORN BULB

Standard Series

## INSTALLATION GUIDE

### IMPORTANT SAFETY INFORMATION:

Please read all the instructions below before installation.

- ▶ Make sure that the supply voltage corresponds to the rated product voltage.
- ▶ The product must be installed by a qualified electrician in accordance with the National Electrical Code and corresponding local codes.
- ▶ If the product is damaged, do not use it.

### INSTALLATION STEPS

1. Turn off the power switch.
2. Screw LED Corn Bulb into the fixture base.
3. Turn on the power switch.

### ⚠ WARNING

**RISK OF PERSONAL INJURY – READ and follow all WARNINGS and installation instructions.**

Keep or give to the owner for future reference.

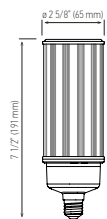
**Risk of cuts:** Wear gloves to prevent cuts or abrasions when removing from carton, handling, installing, and maintaining this product.

**Risk of electric shock:** This product must be installed in accordance with the applicable installation code by a person familiar with the construction and operation of the product and the hazards involved.

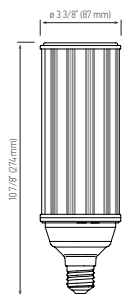
**Risk of Fire:** Minimum 194°F supply conductors. Consult a qualified electrician to ensure correct branch circuit conductor.

ASD® assumes no responsibility for claims arising out of improper or careless installation or handling of this product.

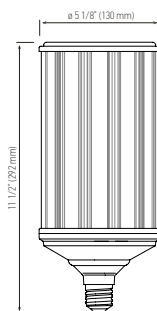
ASD-LED-CRW-24N50-E26



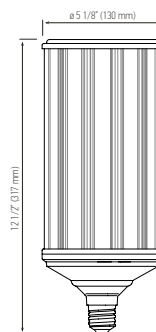
ASD-LED-CRW-54N50-EX39




ASD-LED-CRW-100N50-EX39




ASD-LED-CRW-125N50-EX39



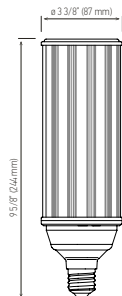
ASD-LED-CRW-200N50-EX39



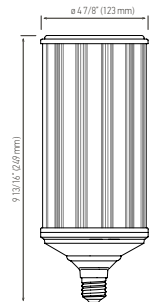
ASD-LED-CRWHV-36N50-EX39



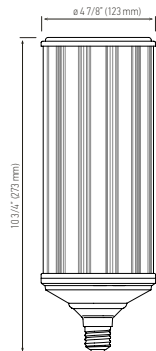
ASD-LED-CRWHV-54N50-EX39



ASD-LED-CRWHV-80N50-EX39



ASD-LED-CRWHV-100N50-EX39



## ORDERING INFORMATION

### LED CORN BULB ORDERING INFORMATION:

| Model                     | Watts | CCT     | UPC          | GTIN-14        | Pcs in one Carton | Carton Size              | Carton Weight |
|---------------------------|-------|---------|--------------|----------------|-------------------|--------------------------|---------------|
| ASD-LED-CRW-24N50-E26     | 24    | 5,000 K | 819201024940 | 10819201024947 | 24                | 11.81" x 9.06" x 18.50"  | 24.69 lbs     |
| ASD-LED-CRW-54N50-EX39    | 54    | 5,000 K | 819201024957 | 10819201024954 | 12                | 15.75" x 12.01" x 12.60" | 26.90 lbs     |
| ASD-LED-CRW-100N50-EX39   | 100   | 5,000 K | 819201024988 | 10819201024985 | 6                 | 16.54" x 11.22" x 13.39" | 24.69 lbs     |
| ASD-LED-CRW-125N50-EX39   | 125   | 5,000 K | 819201024995 | 10819201024992 | 6                 | 16.54" x 11.22" x 14.37" | 25.35 lbs     |
| ASD-LED-CRW-200N50-EX39   | 200   | 5,000 K | 819201026197 | 10819201026194 | 6                 | 17.72" x 12.01" x 15.16" | 26.23 lbs     |
| ASD-LED-CRWHV-36N50-EX39  | 36    | 5,000 K | 819201026883 | 10819201026880 | 12                | 15.75" x 12.01" x 10.43" | 20.72 lbs     |
| ASD-LED-CRWHV-54N50-EX39  | 54    | 5,000 K | 819201026890 | 10819201026897 | 12                | 15.75" x 12.01" x 11.42" | 23.59 lbs     |
| ASD-LED-CRWHV-80N50-EX39  | 80    | 5,000 K | 819201026906 | 10819201026903 | 6                 | 15.94" x 10.83" x 11.61" | 21.78 lbs     |
| ASD-LED-CRWHV-100N50-EX39 | 100   | 5,000 K | 819201026913 | 10819201026910 | 6                 | 15.94" x 10.83" x 12.6"  | 23.81 lbs     |

For most up-to-date spec sheets please refer to [asd-lighting.com](http://asd-lighting.com)