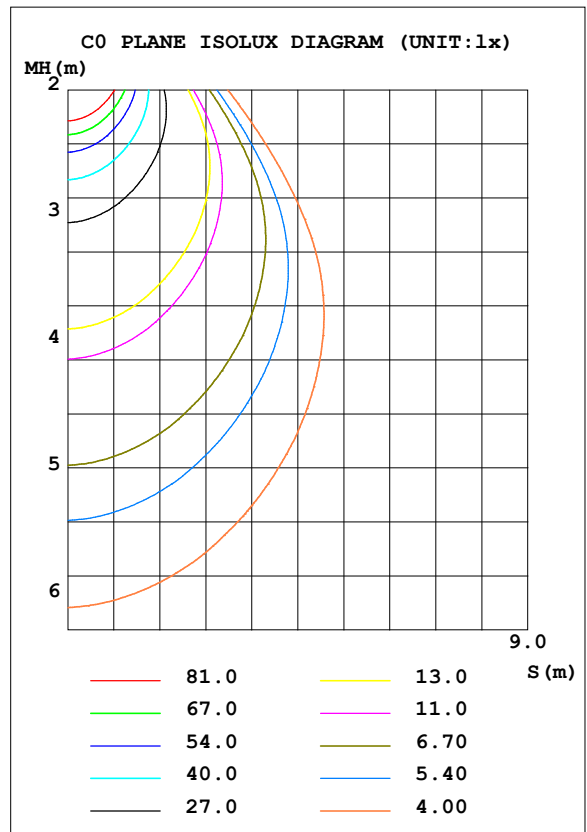
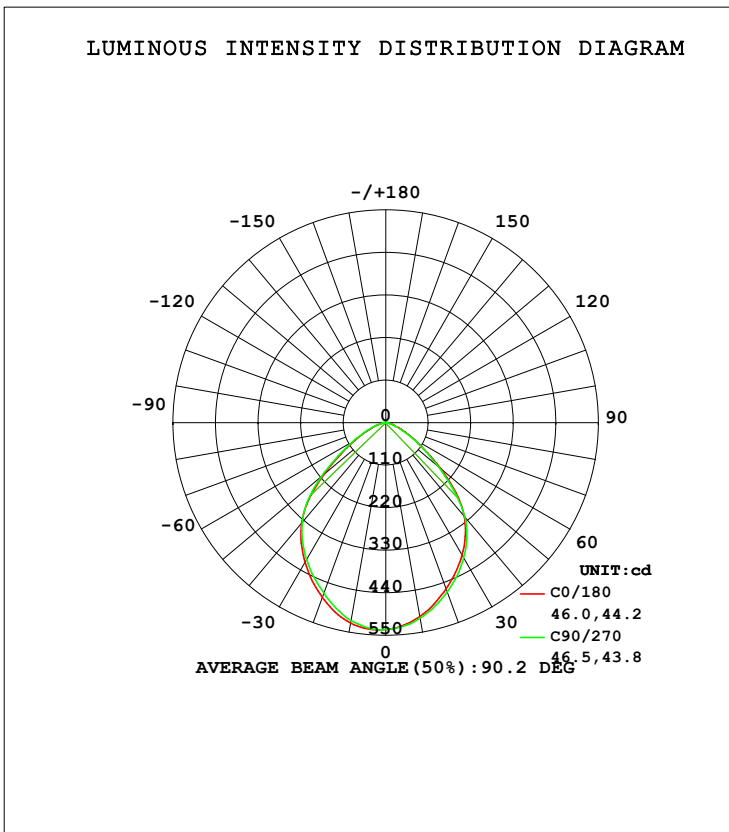


LUMINAIRE PHOTOMETRIC TEST REPORT

Test:U:120.0V I:0.1001A P:11.99W PF:0.9983 Freq:60.01Hz Lamp Flux:1065.02x1 lm		
NAME: ASD-LDLRK-1BS-6D1230-WH	TYPE:	WEIGHT:
SPEC.:	DIM.:	SERIAL No.:
MFR.: ASD Lighting Corp.	SUR.:	Shielding Angle:

DATA OF LAMP		PHOTOMETRIC DATA Eff: 88.83 lm/W			
MODE	ASD-LDLRK-1BS-6D1230-WH	I _{max} (cd)	536.7	S/MH (C0/180)	1.17
NOMINAL POWER (W)	12	LOR (%)	100.0	S/MH (C90/270)	1.15
RATED VOLTAGE (V)	120	TOTAL FLUX (lm)	1065.0	η UP, DN (C0-180)	0.0, 48.6
NOMINAL FLUX (lm)	1065.02	CIE CLASS	DIRECT	η UP, DN (C180-360)	0.0, 51.4
LAMPS INSIDE	1	η up (%)	0.0	CIBSE SHR NOM	1.25
TEST VOLTAGE (V)	120.0	η down (%)	100.0	CIBSE SHR MAX	1.35



C Range: 0 - 360DEG
 C Interval: 22.5DEG
 Test Speed: HIGH
 Temperature: 0.0DEG
 Operators: DAMIN
 Test Date: 30 June 2018

γ Range: 0 - 180DEG
 γ Interval: 1.0DEG
 Test System: EVERFINE GO-R5000_V2 SYSTEM V2.0.353
 Humidity: 0.0%
 Test Distance: 1.861m [K=1.0000]
 Remarks:

ZONAL FLUX DIAGRAM

ZONAL FLUX DIAGRAM:

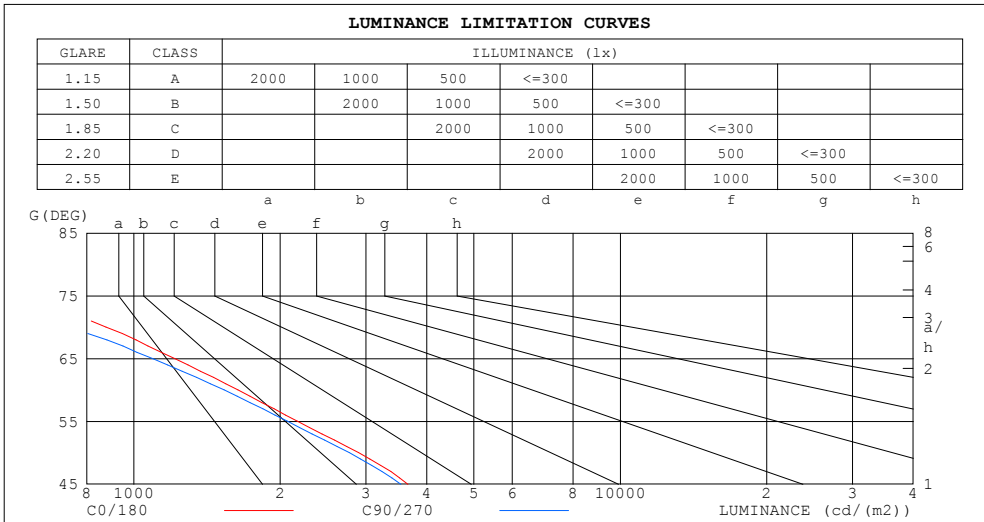
γ	C0	C45	C90	C135	C180	C225	C270	C315	γ	Φ zone	Φ total	%lum, lamp
10	509.0	509.3	513.0	519.6	525.9	525.6	519.5	513.2	0- 10	50.21	50.21	4.71,4.71
20	457.0	460.0	465.3	472.5	480.8	478.7	469.1	461.8	10- 20	139.3	189.5	17.8,17.8
30	395.1	399.3	403.3	412.4	417.5	416.2	409.4	401.1	20- 30	202.0	391.5	36.8,36.8
40	315.6	324.6	318.1	338.3	339.0	343.9	335.5	326.8	30- 40	231.8	623.3	58.5,58.5
50	185.7	230.1	178.4	243.3	208.9	250.0	219.0	229.9	40- 50	213.6	836.9	78.6,78.6
60	81.57	107.7	76.78	117.6	93.09	136.9	100.1	125.6	50- 60	138.7	975.6	91.6,91.6
70	29.90	34.02	25.37	37.39	33.51	48.70	37.98	44.20	60- 70	64.78	1040	97.7,97.7
80	7.368	6.913	6.577	7.531	8.749	11.08	9.568	9.570	70- 80	20.77	1061	99.6,99.6
90	0	0	0	0.0005	0.1072	0.1240	0	0	80- 90	3.869	1065	100,100
100	0.0027	0	0	0.0011	0.0193	0.0014	0	0	90-100	0.0027	1065	100,100
110	0.0070	0.0087	0.0005	0.0191	0.0229	0.0121	0	0.0013	100-110	0.0065	1065	100,100
120	0.0100	0.0159	0.0049	0.0294	0.0467	0.0283	0	0.0034	110-120	0.0123	1065	100,100
130	0.0114	0.0135	0.0113	0.0209	0.0361	0.0094	0.0041	0.0032	120-130	0.0121	1065	100,100
140	0.0103	0.0081	0.0145	0.0103	0.0204	0.0051	0.0029	0.0029	130-140	0.0092	1065	100,100
150	0.0081	0.0071	0.0150	0.0056	0.0093	0.0060	0.0003	0.0037	140-150	0.0052	1065	100,100
160	0.0030	0.0017	0.0049	0.0013	0.0055	0.0114	0.0127	0.0072	150-160	0.0028	1065	100,100
170	0.0021	0.0015	0.0019	0.0006	0.0057	0.0052	0.0129	0.0097	160-170	0.0017	1065	100,100
180	0	0	0	0	0	0	0	0	170-180	0.0003	1065	100,100
DEG	LUMINOUS INTENSITY:cd									UNIT:lm		

C Range: 0 - 360DEG
 C Interval: 22.5DEG
 Test Speed: HIGH
 Temperature: 0.0DEG
 Operators:DAMIN
 Test Date:30 June 2018

γ Range: 0 - 180DEG
 γ Interval: 1.0DEG
 γ Test System:EVERFINE GO-R5000_V2 SYSTEM V2.0.353
 Humidity: 0.0%
 Test Distance:1.861m [K=1.0000]
 Remarks:

LUMINANCE LIMITATION CURVES

Test:U:120.0V I:0.1001A P:11.99W PF:0.9983 Freq:60.01Hz Lamp Flux:1065.02x1 lm		
NAME:ASD-LDLRK-1BS-6D1230-WH	TYPE:	WEIGHT:
SPEC.:	DIM.:	SERIAL No.:
MFR.: ASD Lighting Corp.	SUR.:	Shielding Angle:



LUMINANCE cd/(m2)		
G (DEG)	C0/180	C90/270
85	292	286
80	426	378
75	599	475
70	877	741
65	1212	1091
60	1637	1534
55	2171	2069
50	2900	2774
45	3661	3541

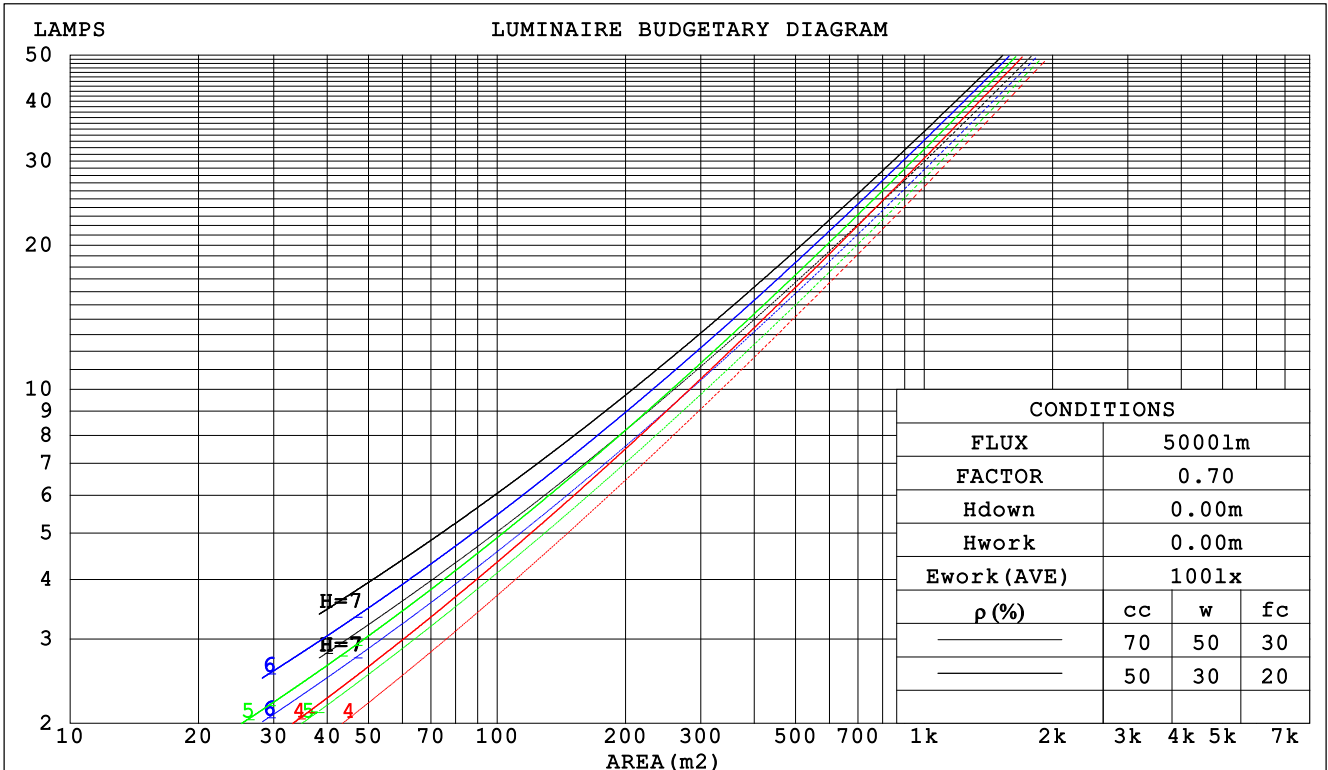
C Range: 0 - 360DEG
 C Interval: 22.5DEG
 Test Speed: HIGH
 Temperature: 0.0DEG
 Operators:DAMIN
 Test Date:30 June 2018

γ Range: 0 - 180DEG
 γ Interval: 1.0DEG
 Test System:EVERFINE GO-R5000_V2 SYSTEM V2.0.353
 Humidity: 0.0%
 Test Distance:1.861m [K=1.0000]
 Remarks:

CU AND LUMINAIRE BUDGETARY ESTIMATE DIAGRAM

Test:U:120.0V I:0.1001A P:11.99W PF:0.9983 Freq:60.01Hz Lamp Flux:1065.02x1 lm		
NAME ASD-LDLRK-1BS-6D1230-WH	TYPE:	WEIGHT:
SPEC.:	DIM.:	SERIAL No.:
MFR.: ASD Lighting Corp.	SUR.:	Shielding Angle:

ρcc	80%			70%			50%			30%			10%			0
ρw	50%	30%	10%	50%	30%	10%	50%	30%	10%	50%	30%	10%	50%	30%	10%	0
ρfc	20%			20%			20%			20%			20%			0
RCR	RCR:Room Cavity Ratio															
	Coefficients of Utilization(CU)															
0.0	1.19	1.19	1.19	1.16	1.16	1.16	1.11	1.11	1.11	1.06	1.06	1.06	1.02	1.02	1.02	.00
1.0	1.07	1.04	1.01	1.05	1.02	.99	1.01	.98	.96	.97	.95	.93	.94	.92	.90	.88
2.0	.96	.90	.86	.94	.89	.85	.91	.86	.83	.88	.84	.81	.85	.82	.79	.77
3.0	.86	.79	.74	.84	.78	.73	.82	.76	.72	.79	.74	.70	.77	.73	.69	.67
4.0	.77	.70	.64	.76	.69	.64	.74	.68	.63	.72	.66	.62	.69	.65	.61	.59
5.0	.70	.62	.56	.69	.62	.56	.67	.60	.55	.65	.59	.55	.63	.58	.54	.52
6.0	.64	.56	.50	.63	.55	.50	.61	.54	.49	.59	.53	.49	.58	.53	.48	.47
7.0	.58	.50	.45	.57	.50	.45	.56	.49	.44	.55	.48	.44	.53	.48	.44	.42
8.0	.53	.46	.40	.53	.45	.40	.52	.45	.40	.50	.44	.40	.49	.44	.40	.38
9.0	.49	.42	.37	.49	.41	.36	.48	.41	.36	.47	.41	.36	.46	.40	.36	.34
10.0	.46	.38	.33	.45	.38	.33	.44	.38	.33	.43	.37	.33	.42	.37	.33	.31



C Range: 0 - 360DEG
 C Interval: 22.5DEG
 Test Speed: HIGH
 Temperature: 0.0DEG
 Operators:DAMIN
 Test Date:30 June 2018

γ Range: 0 - 180DEG
 γ Interval: 1.0DEG
 Test System:EVERFINE GO-R5000_V2 SYSTEM V2.0.353
 Humidity: 0.0%
 Test Distance:1.861m [K=1.0000]
 Remarks:

WEC AND CCEC

Test:U:120.0V I:0.1001A P:11.99W PF:0.9983 Freq:60.01Hz Lamp Flux:1065.02x1 lm		
NAME: ASD-LDLRK-1BS-6D1230-WH	TYPE:	WEIGHT:
SPEC.:	DIM.:	SERIAL No.:
MFR.: ASD Lighting Corp.	SUR.:	Shielding Angle:

ρcc	80%			70%			50%			30%			10%			0
ρw	50%	30%	10%	50%	30%	10%	50%	30%	10%	50%	30%	10%	50%	30%	10%	0
ρfc	20%			20%			20%			20%			20%			0
RCR	RCR:Room Cavity Ratio						Wall Exitance Coefficients (WEC)									
0.0																
1.0	.246	.140	.044	.239	.136	.043	.226	.130	.041	.214	.123	.040	.203	.118	.038	
2.0	.239	.131	.040	.233	.128	.040	.222	.123	.038	.212	.119	.037	.202	.114	.036	
3.0	.228	.121	.036	.222	.119	.036	.212	.115	.035	.203	.111	.034	.195	.108	.033	
4.0	.215	.112	.033	.210	.110	.033	.201	.107	.032	.193	.104	.031	.186	.101	.031	
5.0	.202	.103	.030	.198	.102	.030	.190	.099	.029	.183	.097	.029	.177	.094	.028	
6.0	.190	.095	.027	.187	.094	.027	.180	.092	.027	.174	.090	.027	.168	.088	.026	
7.0	.179	.089	.025	.176	.088	.025	.170	.086	.025	.164	.084	.025	.159	.083	.024	
8.0	.169	.083	.023	.166	.082	.023	.161	.080	.023	.156	.079	.023	.151	.078	.023	
9.0	.160	.077	.022	.158	.077	.022	.153	.075	.021	.148	.074	.021	.144	.073	.021	
10.0	.152	.073	.020	.149	.072	.020	.145	.071	.020	.141	.070	.020	.137	.069	.020	

ρcc	80%			70%			50%			30%			10%			0
ρw	50%	30%	10%	50%	30%	10%	50%	30%	10%	50%	30%	10%	50%	30%	10%	0
ρfc	20%			20%			20%			20%			20%			0
RCR	RCR:Room Cavity Ratio						Ceiling Cavity Exitance Coefficients (CCEC)									
0.0	.191	.191	.191	.163	.163	.163	.111	.111	.111	.064	.064	.064	.020	.020	.020	
1.0	.176	.157	.139	.151	.135	.120	.103	.093	.083	.059	.054	.048	.019	.017	.016	
2.0	.165	.132	.104	.142	.114	.090	.097	.079	.063	.056	.046	.037	.018	.015	.012	
3.0	.156	.114	.080	.134	.098	.070	.092	.068	.049	.053	.040	.029	.017	.013	.009	
4.0	.148	.100	.063	.127	.087	.055	.088	.060	.039	.051	.035	.023	.016	.012	.008	
5.0	.141	.090	.051	.121	.077	.045	.084	.054	.032	.048	.032	.019	.016	.010	.006	
6.0	.134	.081	.043	.116	.070	.037	.080	.049	.026	.046	.029	.016	.015	.009	.005	
7.0	.128	.074	.036	.110	.064	.031	.076	.045	.022	.044	.026	.013	.014	.009	.004	
8.0	.122	.068	.031	.105	.059	.027	.073	.041	.019	.042	.024	.011	.014	.008	.004	
9.0	.117	.063	.027	.101	.055	.023	.070	.038	.017	.041	.023	.010	.013	.007	.003	
10.0	.112	.059	.024	.096	.051	.021	.067	.036	.015	.039	.021	.009	.013	.007	.003	

C Range: 0 - 360DEG
 C Interval: 22.5DEG
 Test Speed: HIGH
 Temperature: 0.0DEG
 Operators:DAMIN
 Test Date:30 June 2018

γ Range: 0 - 180DEG
 γ Interval: 1.0DEG
 Test System:EVERFINE GO-R5000_V2 SYSTEM V2.0.353
 Humidity: 0.0%
 Test Distance:1.861m [K=1.0000]
 Remarks:

UGR(Unified Glare Rating) Table

Test:U:120.0V I:0.1001A P:11.99W PF:0.9983 Freq:60.01Hz Lamp Flux:1065.02x1 lm		
NAME: ASD-LDLRK-1BS-6D1230-WH	TYPE:	WEIGHT:
SPEC.:	DIM.:	SERIAL No.:
MFR.: ASD Lighting Corp.	SUR.:	Shielding Angle:

ceiling/cavity	0.7	0.7	0.5	0.5	0.3	0.7	0.7	0.5	0.5	0.3
walls	0.5	0.3	0.5	0.3	0.3	0.5	0.3	0.5	0.3	0.3
working plane	0.2	0.2	0.2	0.2	0.2	0.2	0.2	0.2	0.2	0.2
Room dimensions	Viewed crosswise					Viewed endwise				
x = 2H y = 2H	15.2	16.6	15.5	16.8	17.0	15.1	16.4	15.4	16.6	16.8
3H	15.5	16.7	15.7	16.9	17.1	15.3	16.5	15.5	16.7	16.9
4H	15.5	16.6	15.8	16.9	17.1	15.2	16.4	15.5	16.6	16.9
6H	15.4	16.5	15.8	16.8	17.0	15.2	16.3	15.5	16.5	16.8
8H	15.4	16.4	15.7	16.7	17.0	15.1	16.2	15.5	16.5	16.7
12H	15.4	16.4	15.7	16.6	16.9	15.1	16.1	15.5	16.4	16.7
4H 2H	15.4	16.6	15.7	16.8	17.1	15.3	16.5	15.6	16.7	17.0
3H	15.7	16.7	16.1	17.0	17.3	15.6	16.6	15.9	16.8	17.1
4H	15.8	16.7	16.2	17.0	17.3	15.6	16.5	15.9	16.8	17.1
6H	15.8	16.6	16.2	16.9	17.3	15.5	16.3	15.9	16.7	17.0
8H	15.8	16.5	16.2	16.9	17.2	15.5	16.3	15.9	16.6	17.0
12H	15.7	16.4	16.2	16.8	17.2	15.5	16.2	15.9	16.6	16.9
8H 4H	15.7	16.5	16.1	16.8	17.2	15.5	16.3	15.9	16.6	17.0
6H	15.8	16.4	16.2	16.8	17.2	15.5	16.1	16.0	16.5	17.0
	15.8	16.3	16.2	16.7	17.2	15.5	16.1	16.0	16.5	16.9
	15.7	16.2	16.2	16.6	17.1	15.5	16.0	16.0	16.4	16.9
	15.7	16.4	16.1	16.8	17.2	15.5	16.2	15.9	16.5	16.9
	15.7	16.3	16.2	16.7	17.1	15.5	16.0	16.0	16.4	16.9
	15.7	16.2	16.2	16.6	17.1	15.5	16.0	16.0	16.4	16.9
Variations with the observer position at spacings:										
S = 1.0H	+ 0.9 / - 1.2					+ 1.0 / - 1.4				
1.2H	+ 0.5 / - 0.8					+ 0.4 / - 1.0				
2.0H	+ 1.8 / - 2.1					+ 1.8 / - 2.4				

12H 4H
CIE Pub.117 Corrected 1065 lm Total Lamp Luminous Flux. (8log(F/F0) = 0.2)

8H

C Range: 0 - 360DEG
C Interval: 22.5DEG
Test Speed: HIGH
Temperature: 0.0DEG
Operators:DAMIN
Test Date:30 June 2018

γ Range: 0 - 180DEG
γ Interval: 1.0DEG
Test System:EVERFINE GO-R5000_V2 SYSTEM V2.0.353
Humidity: 0.0%
Test Distance:1.861m [K=1.0000]
Remarks:

UTILIZATION FACTORS TABLE

Test:U:120.0V I:0.1001A P:11.99W PF:0.9983 Freq:60.01Hz Lamp Flux:1065.02x1 lm		
NAME: ASD-LDLRK-1BS-6D1230-WH	TYPE:	WEIGHT:
SPEC.:	DIM.:	SERIAL No.:
MFR.: ASD Lighting Corp.	SUR.:	Shielding Angle:

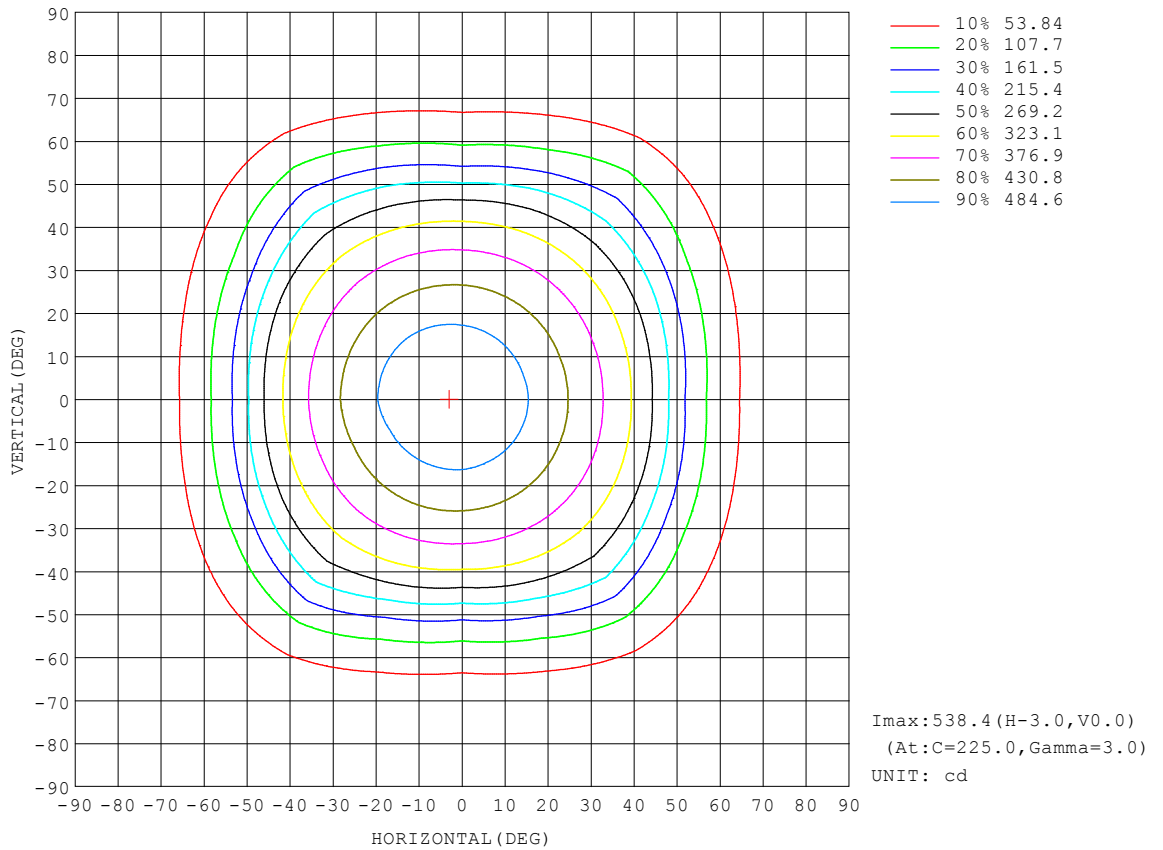
REFLECTANCE										
Ceiling	0.8	0.8	0.8	0.7	0.7	0.7	0.5	0.5	0.5	0
Walls	0.7	0.5	0.3	0.7	0.5	0.3	0.7	0.5	0.3	0
Working plane	0.2	0.2	0.2	0.2	0.2	0.2	0.2	0.2	0.2	0
ROOM INDEX	UTILIZATION FACTORS (PERCENT) $k(RI) \times RCR = 5$									
k = 0.60	65	55	49	64	55	49	63	54	48	43
0.80	75	66	59	75	65	59	73	64	59	53
1.00	84	75	68	83	74	68	81	75	68	62
1.25	90	82	76	89	81	76	87	80	75	69
1.50	95	87	81	93	86	81	91	84	80	73
2.00	101	94	89	99	93	88	96	91	87	80
2.50	104	97	93	102	96	92	98	94	90	83
3.00	106	101	97	104	99	95	101	97	93	86
4.00	109	105	101	107	103	100	103	100	97	89
5.00	111	107	104	109	105	103	105	102	100	91
ROOM INDEX	UF(total)									Direct
According to DIN EN 13032-2 2004			Suspended				SHRNOM = 1.25			

C Range: 0 - 360DEG
 C Interval: 22.5DEG
 Test Speed: HIGH
 Temperature: 0.0DEG
 Operators:DAMIN
 Test Date:30 June 2018

γ Range: 0 - 180DEG
 γ Interval: 1.0DEG
 Test System:EVERFINE GO-R5000_V2 SYSTEM V2.0.353
 Humidity: 0.0%
 Test Distance:1.861m [K=1.0000]
 Remarks:

ISOCANDELA DIAGRAM

Test:U:120.0V I:0.1001A P:11.99W PF:0.9983 Freq:60.01Hz Lamp Flux:1065.02x1 lm		
NAME: ASD-LDLRK-1BS-6D1230-WH	TYPE:	WEIGHT:
SPEC.:	DIM.:	SERIAL No.:
MFR.: ASD Lighting Corp.	SUR.:	Shielding Angle:

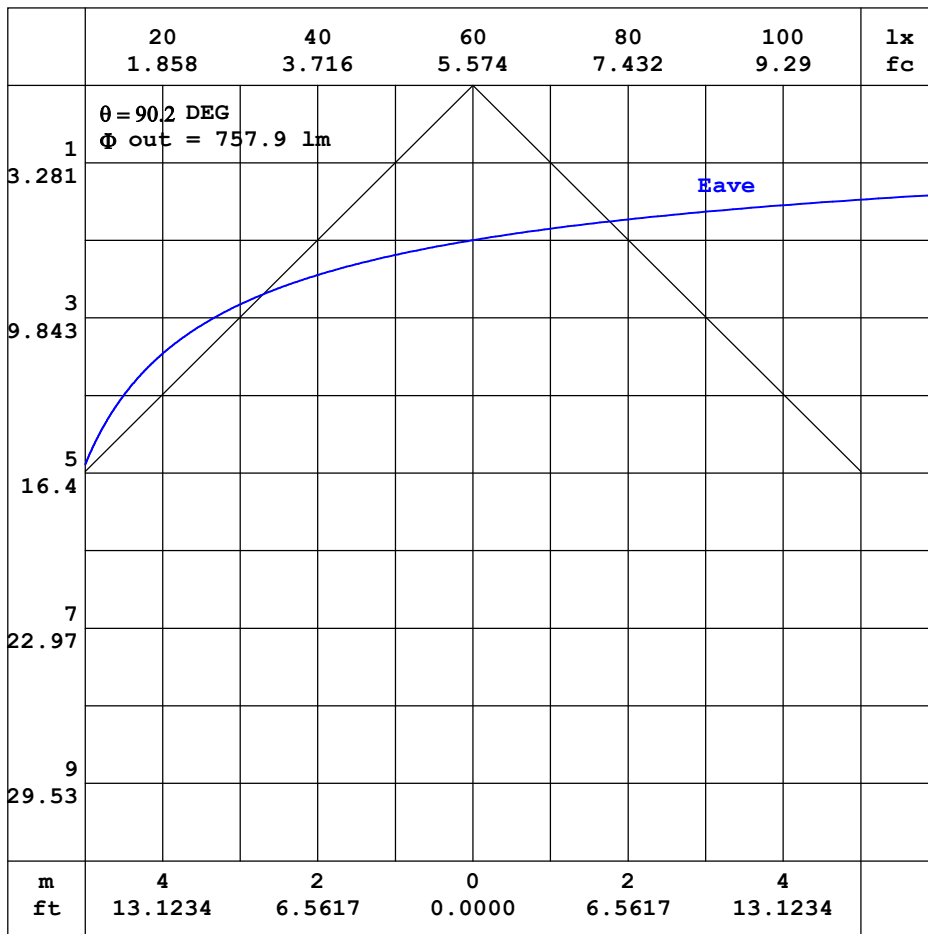


C Range: 0 - 360DEG
 C Interval: 22.5DEG
 Test Speed: HIGH
 Temperature: 0.0DEG
 Operators:DAMIN
 Test Date:30 June 2018

γ Range: 0 - 180DEG
 γ Interval: 1.0DEG
 Test System:EVERFINE GO-R5000_V2 SYSTEM V2.0.353
 Humidity: 0.0%
 Test Distance:1.861m [K=1.0000]
 Remarks:

AAI CURVES

Test:U:120.0V I:0.1001A P:11.99W PF:0.9983 Freq:60.01Hz Lamp Flux:1065.02x1 lm		
NAME: ASD-LDLRK-1BS-6D1230-WH	TYPE:	WEIGHT:
SPEC.:	DIM.:	SERIAL No.:
MFR.: ASD Lighting Corp.	SUR.:	Shielding Angle:



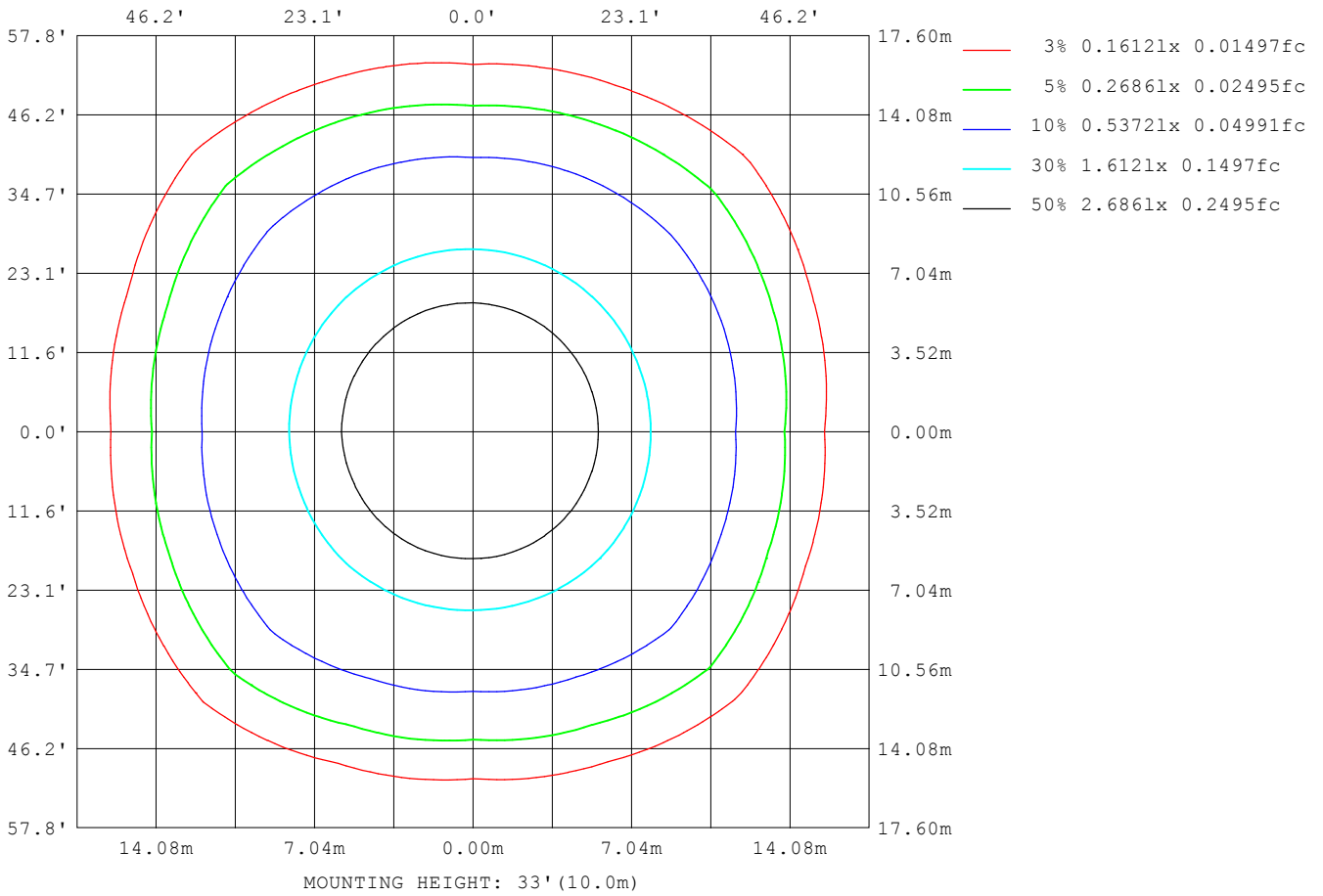
Note: The Curves indicate the illuminated area and the average illumination when the luminaire is at different distance.

C Range: 0 - 360DEG
 C Interval: 22.5DEG
 Test Speed: HIGH
 Temperature: 0.0DEG
 Operators: DAMIN
 Test Date: 30 June 2018

γ Range: 0 - 180DEG
 γ Interval: 1.0DEG
 Test System: EVERFINE GO-R5000_V2 SYSTEM V2.0.353
 Humidity: 0.0%
 Test Distance: 1.861m [K=1.0000]
 Remarks:

ISOLUX DIAGRAM

Test:U:120.0V I:0.1001A P:11.99W PF:0.9983 Freq:60.01Hz Lamp Flux:1065.02x1 lm		
NAME: ASD-LDLRK-1BS-6D1230-WH	TYPE:	WEIGHT:
SPEC.:	DIM.:	SERIAL No.:
MFR.: ASD Lighting Corp.	SUR.:	Shielding Angle:



C Range: 0 - 360DEG
 C Interval: 22.5DEG
 Test Speed: HIGH
 Temperature: 0.0DEG
 Operators:DAMIN
 Test Date:30 June 2018

γ Range: 0 - 180DEG
 γ Interval: 1.0DEG
 Test System:EVERFINE GO-R5000_V2 SYSTEM V2.0.353
 Humidity: 0.0%
 Test Distance:1.861m [K=1.0000]
 Remarks:

LED Avg.L Report

Test:U:120.0V I:0.1001A P:11.99W PF:0.9983 Freq:60.01Hz Lamp Flux:1065.02x1 lm		
NAME:ASD-LDLRK-1BS-6D1230-WH	TYPE:	WEIGHT:
SPEC.:	DIM.:	SERIAL No.:
MFR.: ASD Lighting Corp.	SUR.:	Shielding Angle:

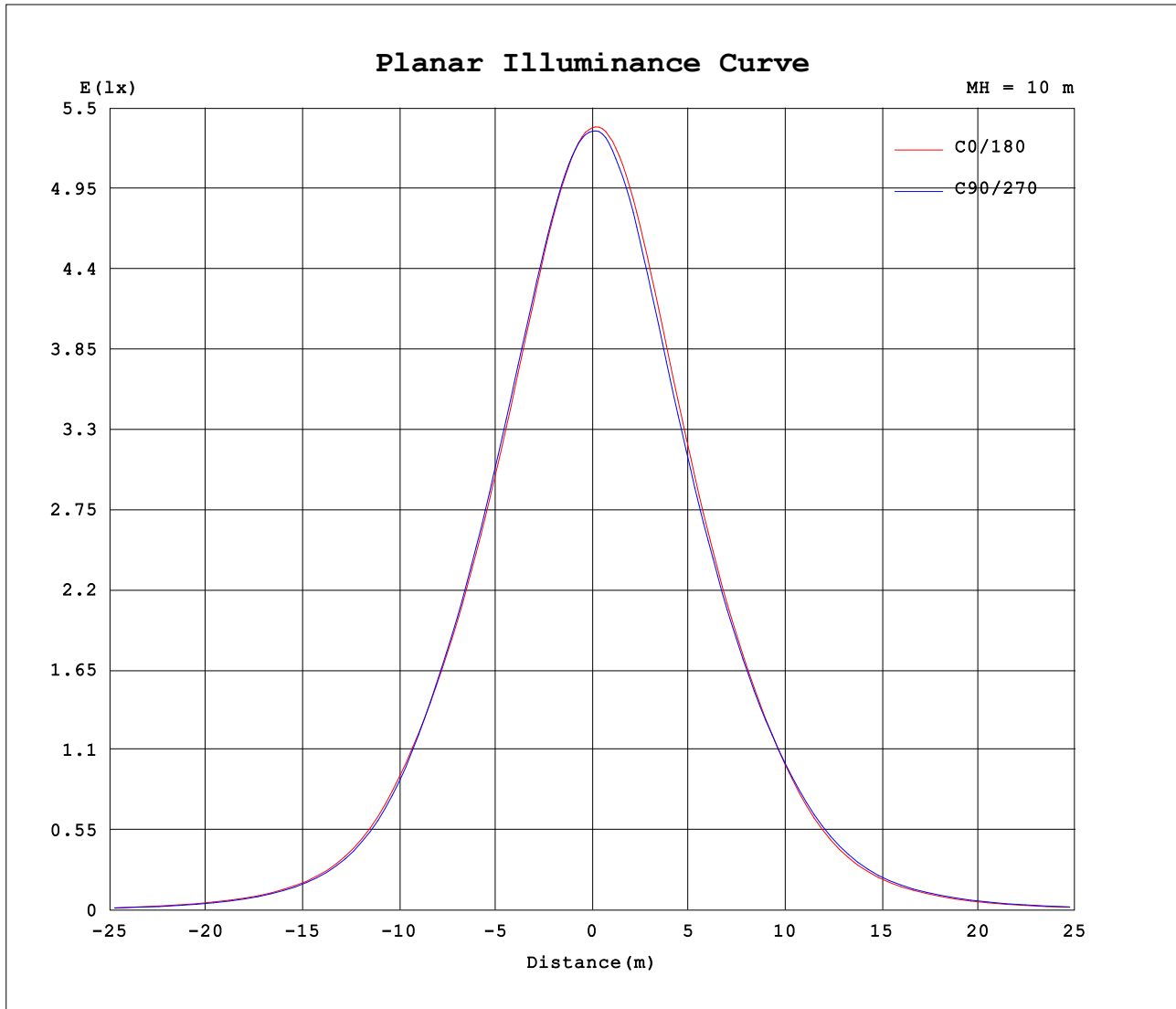
AvgL	cd/m2
L_0~180 (65) av	1286
L_0~180 (75) av	638
L_0~180 (85) av	362
L_90~270 (65) av	1298
L_90~270 (75) av	636
L_90~270 (85) av	365
L_45 (65) av	1788
L_45 (75) av	752
L_45 (85) av	367

Standard: GB/T 29293-2012

C Range: 0 - 360DEG
 C Interval: 22.5DEG
 Test Speed: HIGH
 Temperature: 0.0DEG
 Operators:DAMIN
 Test Date:30 June 2018

γ Range: 0 - 180DEG
 γ Interval: 1.0DEG
 Test System:EVERFINE GO-R5000_V2 SYSTEM V2.0.353
 Humidity: 0.0%
 Test Distance:1.861m [K=1.0000]
 Remarks:

Planar Illuminance Curve



C Range: 0 - 360DEG
 C Interval: 22.5DEG
 Test Speed: HIGH
 Temperature: 0.0DEG
 Operators:DAMIN
 Test Date:30 June 2018

γ Range: 0 - 180DEG
 γ Interval: 1.0DEG
 Test System:EVERFINE GO-R5000_V2 SYSTEM V2.0.353
 Humidity: 0.0%
 Test Distance:1.861m [K=1.0000]
 Remarks:

LUMINOUS DISTRIBUTION INTENSITY DATA

Test:U:120.0V I:0.1001A P:11.99W PF:0.9983 Freq:60.01Hz Lamp Flux:1065.02x1 lm		
NAME: ASD-LDLRK-1BS-6D1230-WH	TYPE:	WEIGHT:
SPEC.:	DIM.:	SERIAL No.:
MFR.: ASD Lighting Corp.	SUR.:	Shielding Angle:

Table--1

UNIT: cd

C (DEG) \ γ (DEG)	0	22.5	45	67.5	90	112.5	135	157.5	180	202.5	225	247.5	270	292.5	315	337.5			
0	535	535	535	535	535	535	535	535	535	535	535	535	535	535	535	535			
5	526	526	526	527	528	530	532	534	535	536	536	534	533	530	529	528			
10	509	509	509	511	513	516	520	522	526	527	526	523	519	517	513	511			
15	485	486	486	488	491	494	497	502	507	508	507	502	497	493	489	487			
20	457	458	460	463	465	468	473	476	481	481	479	475	469	465	462	459			
25	427	428	431	434	437	441	444	447	451	451	448	444	441	436	432	430			
30	395	396	399	401	403	408	412	414	417	418	416	414	409	405	401	398			
35	359	362	364	364	365	371	377	379	381	382	382	380	375	372	367	362			
40	316	321	325	322	318	329	338	338	339	342	344	341	335	332	327	321			
45	258	269	280	266	251	271	294	289	283	293	300	294	286	285	281	272			
50	186	203	230	196	178	201	243	225	209	229	250	237	219	227	230	211			
55	124	137	168	134	119	136	181	155	141	160	194	174	151	164	176	148			
60	81.6	89.6	108	87.2	76.8	89.1	118	101	93.1	106	137	116	100	109	126	98.7			
65	51.1	56.0	64.3	53.2	46.2	54.5	70.7	63.2	57.6	67.5	87.0	74.2	63.5	69.9	80.3	62.6			
70	29.9	32.5	34.0	29.3	25.4	30.1	37.4	36.0	33.5	39.7	48.7	43.8	38.0	41.5	44.2	36.8			
75	15.4	16.6	15.7	14.2	12.3	14.7	16.7	18.2	17.6	21.1	23.9	23.9	20.6	22.2	21.5	19.5			
80	7.37	7.38	6.91	6.99	6.58	7.46	7.53	8.58	8.75	10.2	11.1	11.1	9.57	10.2	9.57	9.02			
85	2.53	2.44	2.19	2.42	2.50	2.78	2.98	3.48	3.78	4.40	4.30	4.40	3.86	3.77	3.33	3.12			
90	0.00	0.00	0.00	0.00	0.00	0.00	0.00	0.00	0.11	0.15	0.12	0.04	0.00	0.00	0.00	0.00			
95	0.00	0.00	0.00	0.00	0.00	0.00	0.00	0.00	0.00	0.00	0.00	0.00	0.00	0.00	0.00	0.00			
100	0.00	0.01	0.00	0.00	0.00	0.00	0.00	0.02	0.02	0.01	0.00	0.00	0.00	0.00	0.00	0.00			
105	0.00	0.01	0.01	0.00	0.00	0.00	0.01	0.02	0.02	0.01	0.01	0.00	0.00	0.00	0.00	0.00			
110	0.01	0.01	0.01	0.00	0.00	0.01	0.02	0.03	0.02	0.01	0.01	0.00	0.00	0.00	0.00	0.00			
115	0.01	0.01	0.01	0.01	0.00	0.01	0.03	0.03	0.03	0.01	0.03	0.00	0.00	0.00	0.00	0.01			
120	0.01	0.01	0.02	0.00	0.00	0.00	0.03	0.03	0.05	0.03	0.03	0.00	0.00	0.00	0.00	0.01			
125	0.01	0.01	0.02	0.00	0.00	0.00	0.03	0.03	0.05	0.02	0.02	0.00	0.00	0.00	0.00	0.01			
130	0.01	0.01	0.01	0.01	0.01	0.01	0.02	0.03	0.04	0.03	0.01	0.00	0.00	0.00	0.00	0.01			
135	0.01	0.01	0.01	0.01	0.01	0.01	0.02	0.02	0.03	0.02	0.01	0.00	0.01	0.00	0.00	0.01			
140	0.01	0.01	0.01	0.02	0.01	0.02	0.01	0.02	0.02	0.01	0.01	0.00	0.00	0.00	0.00	0.01			
145	0.01	0.01	0.01	0.02	0.02	0.02	0.01	0.01	0.02	0.01	0.00	0.00	0.00	0.00	0.00	0.01			
150	0.01	0.00	0.01	0.01	0.01	0.01	0.01	0.00	0.01	0.01	0.01	0.00	0.00	0.00	0.00	0.01			
155	0.00	0.00	0.00	0.01	0.01	0.01	0.00	0.00	0.01	0.01	0.01	0.01	0.01	0.01	0.01	0.01			
160	0.00	0.00	0.00	0.00	0.00	0.01	0.00	0.00	0.01	0.01	0.01	0.01	0.01	0.01	0.01	0.01			
165	0.00	0.00	0.00	0.00	0.00	0.00	0.00	0.01	0.00	0.00	0.01	0.01	0.01	0.01	0.01	0.01			
170	0.00	0.01	0.00	0.00	0.00	0.00	0.00	0.01	0.01	0.00	0.01	0.01	0.01	0.01	0.01	0.00			
175	0.00	0.00	0.00	0.00	0.00	0.00	0.00	0.00	0.00	0.00	0.00	0.00	0.00	0.00	0.00	0.00			
180	0.00	0.00	0.00	0.00	0.00	0.00	0.00	0.00	0.00	0.00	0.00	0.00	0.00	0.00	0.00	0.00			

C Range: 0 - 360DEG
 C Interval: 22.5DEG
 Test Speed: HIGH
 Temperature: 0.0DEG
 Operators:DAMIN
 Test Date:30 June 2018

γ Range: 0 - 180DEG
 γ Interval: 1.0DEG
 Test System:EVERFINE GO-R5000_V2 SYSTEM V2.0.353
 Humidity: 0.0%
 Test Distance:1.861m [K=1.0000]
 Remarks: