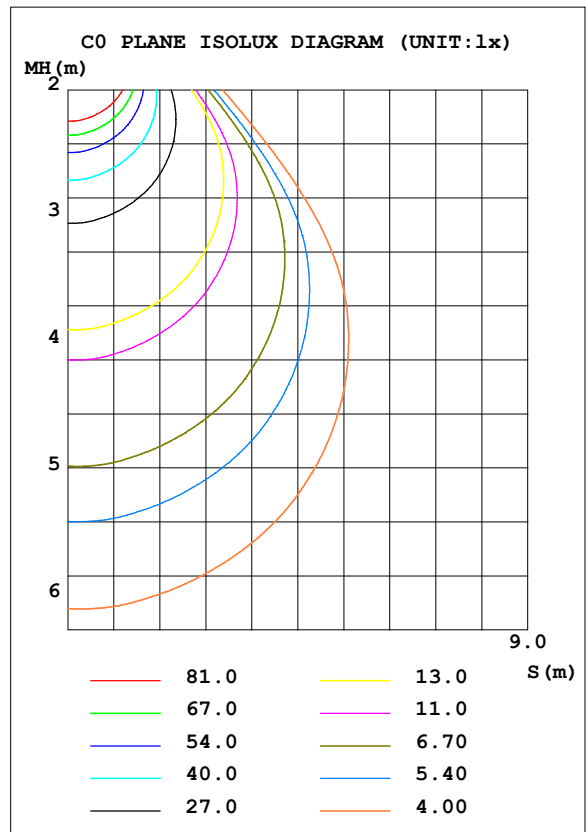
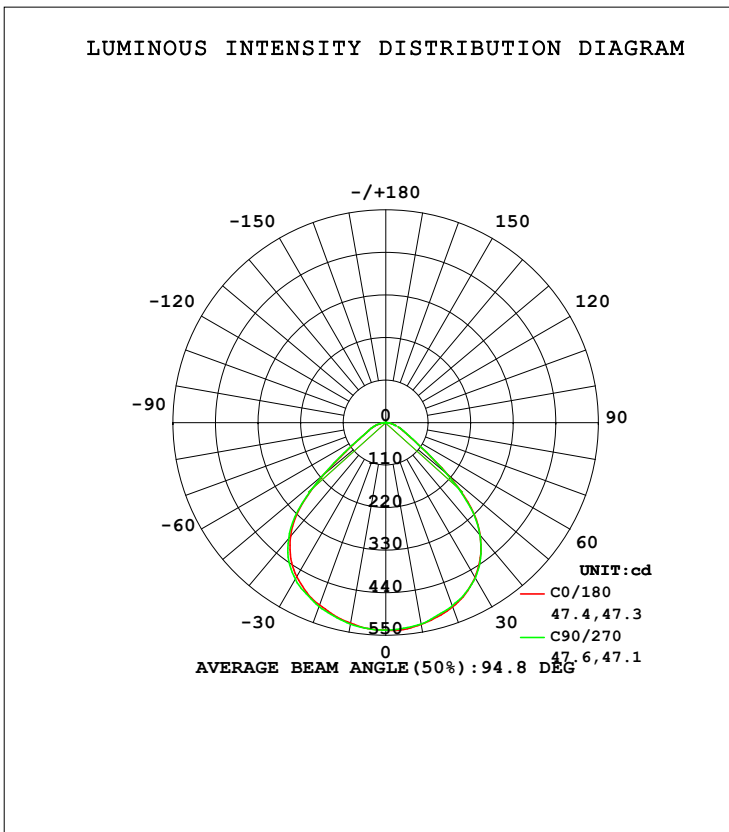


LUMINAIRE PHOTOMETRIC TEST REPORT

Test:U:120.0V I:0.1002A P:11.98W PF:0.9968 Freq:60.01Hz Lamp Flux:1116.23x1 lm		
NAME: ASD-LDLRK-1BR-6D1250-WH	TYPE:	WEIGHT:
SPEC.:	DIM.:	SERIAL No.:
MFR.: ASD Lighting Corp	SUR.:	Shielding Angle:

DATA OF LAMP		PHOTOMETRIC DATA Eff: 93.17 lm/W			
MODE	ASD-LDLRK-1BR-6D1250-WH	I _{max} (cd)	538.3	S/MH (C0/180)	1.27
NOMINAL POWER (W)	12	LOR (%)	100.0	S/MH (C90/270)	1.29
RATED VOLTAGE (V)	120	TOTAL FLUX (lm)	1116.2	η UP, DN (C0-180)	0.0, 49.6
NOMINAL FLUX (lm)	1116.23	CIE CLASS	DIRECT	η UP, DN (C180-360)	0.0, 50.4
LAMPS INSIDE	1	η up (%)	0.0	CIBSE SHR NOM	1.25
TEST VOLTAGE (V)	120.0	η down (%)	100.0	CIBSE SHR MAX	1.35



C Range: 0 - 360DEG
 C Interval: 22.5DEG
 Test Speed: HIGH
 Temperature: 0.0DEG
 Operators: DAMIN
 Test Date: 30 June 2018

γ Range: 0 - 180DEG
 γ Interval: 1.0DEG
 Test System: EVERFINE GO-R5000_V2 SYSTEM V2.0.353
 Humidity: 0.0%
 Test Distance: 1.861m [K=1.0000]
 Remarks:

ZONAL FLUX DIAGRAM

ZONAL FLUX DIAGRAM:

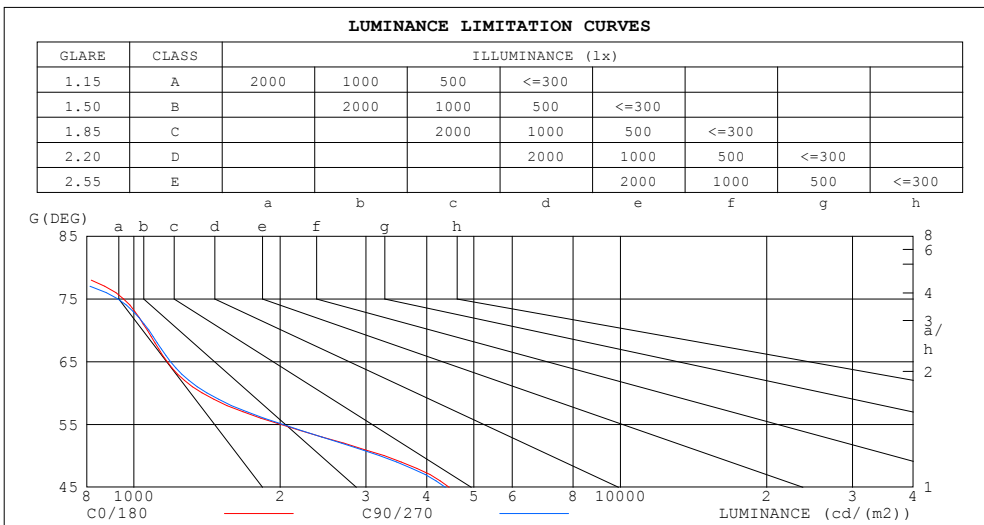
γ	C0	C45	C90	C135	C180	C225	C270	C315	γ	Φ zone	Φ total	%lum, lamp
10	529.4	529.0	528.5	526.6	526.3	528.0	528.7	531.7	0- 10	50.87	50.87	4.56,4.56
20	506.7	504.0	503.6	501.6	501.6	502.4	505.7	509.5	10- 20	146.3	197.2	17.7,17.7
30	461.6	460.5	463.2	459.6	460.2	463.7	467.8	467.0	20- 30	224.3	421.5	37.8,37.8
40	379.8	378.3	379.3	374.8	383.0	385.7	391.1	389.7	30- 40	267.5	689.0	61.7,61.7
50	209.2	205.6	205.6	202.0	209.6	212.0	213.5	212.1	40- 50	236.1	925.1	82.9,82.9
60	68.76	68.74	70.72	68.99	67.80	67.96	70.23	70.46	50- 60	109.5	1035	92.7,92.7
70	36.29	36.10	36.77	36.96	36.39	36.40	37.15	37.00	60- 70	50.10	1085	97.2,97.2
80	12.17	11.55	11.32	11.37	11.88	12.87	13.48	13.29	70- 80	25.75	1110	99.5,99.5
90	0.0022	0.0003	0.0000	0.0002	0	0.0006	0.0402	0	80- 90	5.424	1116	100,100
100	0	0.0102	0.0027	0.0148	0.0116	0.0111	0.0001	0.0000	90-100	0.0019	1116	100,100
110	0.0144	0.0391	0.0054	0.0243	0.0258	0.0344	0	0.0165	100-110	0.0157	1116	100,100
120	0.0421	0.0524	0.0480	0.0508	0.0446	0.0655	0.0555	0.0351	110-120	0.0328	1116	100,100
130	0.0787	0.0197	0.0803	0.0602	0.0601	0.0829	0.1003	0.0358	120-130	0.0450	1116	100,100
140	0.1007	0.1561	0.1221	0.0463	0.0893	0.0854	0.1341	0	130-140	0.0636	1116	100,100
150	0.1035	0.1032	0.1739	0.0622	0.0402	0.0784	0.2040	0.1762	140-150	0.0484	1116	100,100
160	0.3273	0.1371	0.0992	0.0535	0.2102	0.2495	0.2832	0.1841	150-160	0.0687	1116	100,100
170	0.0955	0.1063	0.2304	0.2418	0.2198	0.2925	0.3867	0.3056	160-170	0.0625	1116	100,100
180	0	0	0	0	0	0	0	0	170-180	0.0198	1116	100,100
DEG	LUMINOUS INTENSITY:cd									UNIT:lm		

C Range: 0 - 360DEG
 C Interval: 22.5DEG
 Test Speed: HIGH
 Temperature: 0.0DEG
 Operators:DAMIN
 Test Date:30 June 2018

γ Range: 0 - 180DEG
 γ Interval: 1.0DEG
 γ Test System:EVERFINE GO-R5000_V2 SYSTEM V2.0.353
 Humidity: 0.0%
 Test Distance:1.861m [K=1.0000]
 Remarks:

LUMINANCE LIMITATION CURVES

Test:U:120.0V I:0.1002A P:11.98W PF:0.9968 Freq:60.01Hz Lamp Flux:1116.23x1 lm		
NAME: ASD-LDLRK-1BR-6D1250-WH	TYPE:	WEIGHT:
SPEC.:	DIM.:	SERIAL No.:
MFR.: ASD Lighting Corp	SUR.:	Shielding Angle:



LUMINANCE cd/(m2)		
G (DEG)	C0/180	C90/270
85	514	412
80	704	652
75	952	926
70	1066	1074
65	1171	1189
60	1382	1413
55	1998	2022
50	3269	3196
45	4450	4368

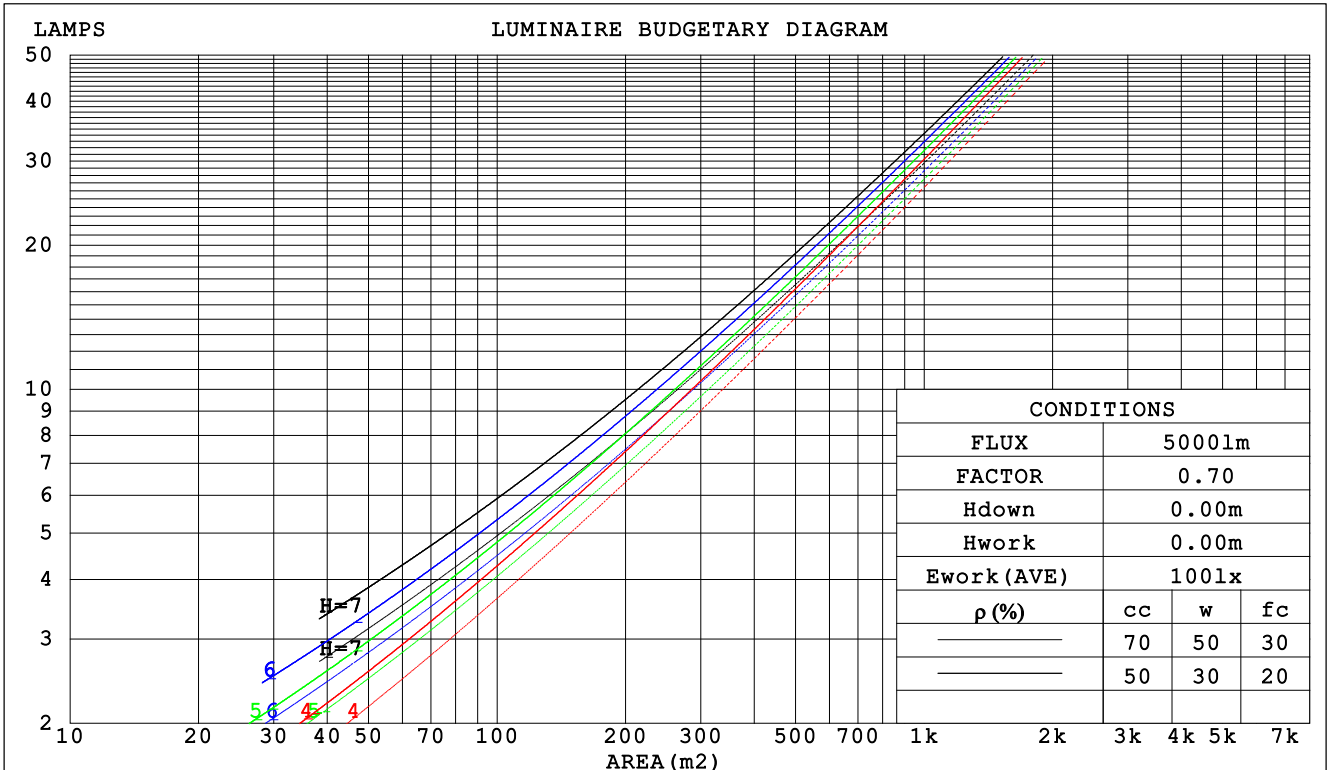
C Range: 0 - 360DEG
 C Interval: 22.5DEG
 Test Speed: HIGH
 Temperature: 0.0DEG
 Operators:DAMIN
 Test Date:30 June 2018

γ Range: 0 - 180DEG
 γ Interval: 1.0DEG
 Test System:EVERFINE GO-R5000_V2 SYSTEM V2.0.353
 Humidity: 0.0%
 Test Distance:1.861m [K=1.0000]
 Remarks:

CU AND LUMINAIRE BUDGETARY ESTIMATE DIAGRAM

Test:U:120.0V I:0.1002A P:11.98W PF:0.9968 Freq:60.01Hz Lamp Flux:1116.23x1 lm		
NAME: ASD-LDLRK-1BR-6D1250-WH	TYPE:	WEIGHT:
SPEC.:	DIM.:	SERIAL No.:
MFR.: ASD Lighting Corp	SUR.:	Shielding Angle:

ρ_{cc}	80%			70%			50%			30%			10%			0
ρ_w	50%	30%	10%	50%	30%	10%	50%	30%	10%	50%	30%	10%	50%	30%	10%	0
ρ_{fc}	20%			20%			20%			20%			20%			0
RCR	RCR:Room Cavity Ratio															
	Coefficients of Utilization(CU)															
0.0	1.19	1.19	1.19	1.16	1.16	1.16	1.11	1.11	1.11	1.06	1.06	1.06	1.02	1.02	1.02	.00
1.0	1.07	1.04	1.01	1.05	1.02	.99	1.01	.99	.96	.97	.95	.93	.94	.92	.91	.89
2.0	.96	.91	.86	.95	.90	.85	.91	.87	.83	.88	.85	.81	.85	.82	.80	.78
3.0	.87	.80	.75	.85	.79	.74	.82	.77	.73	.80	.75	.72	.77	.74	.70	.68
4.0	.78	.71	.65	.77	.70	.65	.75	.69	.64	.73	.67	.63	.71	.66	.62	.60
5.0	.71	.63	.58	.70	.63	.57	.68	.62	.57	.66	.61	.56	.64	.60	.56	.54
6.0	.65	.57	.51	.64	.56	.51	.62	.56	.51	.61	.55	.50	.59	.54	.50	.48
7.0	.59	.51	.46	.59	.51	.46	.57	.50	.46	.56	.50	.45	.54	.49	.45	.43
8.0	.54	.47	.41	.54	.46	.41	.53	.46	.41	.51	.45	.41	.50	.45	.41	.39
9.0	.50	.43	.38	.50	.42	.38	.49	.42	.37	.48	.42	.37	.47	.41	.37	.35
10.0	.47	.39	.34	.46	.39	.34	.45	.39	.34	.44	.38	.34	.43	.38	.34	.32



C Range: 0 - 360DEG
 C Interval: 22.5DEG
 Test Speed: HIGH
 Temperature: 0.0DEG
 Operators:DAMIN
 Test Date:30 June 2018

γ Range: 0 - 180DEG
 γ Interval: 1.0DEG
 Test System:EVERFINE GO-R5000_V2 SYSTEM V2.0.353
 Humidity: 0.0%
 Test Distance:1.861m [K=1.0000]
 Remarks:

WEC AND CCEC

Test:U:120.0V I:0.1002A P:11.98W PF:0.9968 Freq:60.01Hz Lamp Flux:1116.23x1 lm		
NAME: ASD-LDLRK-1BR-6D1250-WH	TYPE:	WEIGHT:
SPEC.:	DIM.:	SERIAL No.:
MFR.: ASD Lighting Corp	SUR.:	Shielding Angle:

ρcc	80%			70%			50%			30%			10%			0
ρw	50%	30%	10%	50%	30%	10%	50%	30%	10%	50%	30%	10%	50%	30%	10%	0
ρfc	20%			20%			20%			20%			20%			0
RCR	RCR:Room Cavity Ratio						Wall Exitance Coefficients (WEC)									
0.0																
1.0	.242	.138	.044	.235	.134	.043	.222	.127	.041	.210	.121	.039	.199	.115	.037	
2.0	.234	.128	.039	.228	.126	.039	.217	.121	.037	.207	.116	.036	.197	.111	.035	
3.0	.222	.118	.035	.217	.116	.035	.207	.112	.034	.198	.109	.033	.190	.105	.033	
4.0	.210	.109	.032	.205	.107	.032	.197	.104	.031	.189	.101	.031	.181	.099	.030	
5.0	.198	.101	.029	.194	.100	.029	.186	.097	.029	.179	.095	.028	.173	.092	.028	
6.0	.187	.094	.027	.183	.093	.027	.176	.090	.026	.170	.088	.026	.164	.086	.026	
7.0	.176	.087	.025	.173	.086	.025	.167	.085	.024	.161	.083	.024	.156	.081	.024	
8.0	.167	.082	.023	.164	.081	.023	.159	.079	.023	.153	.078	.022	.149	.076	.022	
9.0	.158	.076	.021	.156	.076	.021	.151	.074	.021	.146	.073	.021	.142	.072	.021	
10.0	.150	.072	.020	.148	.071	.020	.143	.070	.020	.139	.069	.020	.135	.068	.019	

ρcc	80%			70%			50%			30%			10%			0
ρw	50%	30%	10%	50%	30%	10%	50%	30%	10%	50%	30%	10%	50%	30%	10%	0
ρfc	20%			20%			20%			20%			20%			0
RCR	RCR:Room Cavity Ratio						Ceiling Cavity Exitance Coefficients (CCEC)									
0.0	.191	.191	.191	.163	.163	.163	.111	.111	.111	.064	.064	.064	.020	.020	.020	
1.0	.176	.157	.140	.150	.135	.120	.103	.093	.083	.059	.054	.048	.019	.017	.016	
2.0	.165	.132	.105	.141	.114	.091	.097	.079	.063	.056	.046	.037	.018	.015	.012	
3.0	.156	.114	.081	.133	.099	.070	.092	.068	.049	.053	.040	.029	.017	.013	.010	
4.0	.147	.100	.064	.127	.087	.056	.087	.060	.039	.050	.035	.023	.016	.012	.008	
5.0	.140	.090	.052	.120	.077	.045	.083	.054	.032	.048	.032	.019	.015	.010	.006	
6.0	.133	.081	.043	.115	.070	.038	.079	.049	.027	.046	.029	.016	.015	.009	.005	
7.0	.127	.074	.037	.109	.064	.032	.076	.045	.023	.044	.026	.013	.014	.009	.004	
8.0	.121	.068	.031	.105	.059	.027	.072	.041	.019	.042	.024	.012	.014	.008	.004	
9.0	.116	.063	.027	.100	.055	.024	.069	.038	.017	.040	.023	.010	.013	.007	.003	
10.0	.111	.059	.024	.096	.051	.021	.066	.036	.015	.039	.021	.009	.013	.007	.003	

C Range: 0 - 360DEG
 C Interval: 22.5DEG
 Test Speed: HIGH
 Temperature: 0.0DEG
 Operators:DAMIN
 Test Date:30 June 2018

γ Range: 0 - 180DEG
 γ Interval: 1.0DEG
 Test System:EVERFINE GO-R5000_V2 SYSTEM V2.0.353
 Humidity: 0.0%
 Test Distance:1.861m [K=1.0000]
 Remarks:

UGR(Unified Glare Rating) Table

Test:U:120.0V I:0.1002A P:11.98W PF:0.9968 Freq:60.01Hz Lamp Flux:1116.23x1 lm		
NAME: ASD-LDLRK-1BR-6D1250-WH	TYPE:	WEIGHT:
SPEC.:	DIM.:	SERIAL No.:
MFR.: ASD Lighting Corp	SUR.:	Shielding Angle:

ceiling/cavity	0.7	0.7	0.5	0.5	0.3	0.7	0.7	0.5	0.5	0.3
walls	0.5	0.3	0.5	0.3	0.3	0.5	0.3	0.5	0.3	0.3
working plane	0.2	0.2	0.2	0.2	0.2	0.2	0.2	0.2	0.2	0.2
Room dimensions	Viewed crosswise					Viewed endwise				
x = 2H y = 2H	15.1	16.4	15.3	16.6	16.8	15.1	16.4	15.3	16.6	16.8
3H	15.4	16.6	15.6	16.8	17.0	15.4	16.6	15.6	16.8	17.0
4H	15.5	16.6	15.8	16.9	17.1	15.5	16.6	15.8	16.9	17.1
6H	15.5	16.6	15.9	16.8	17.1	15.5	16.5	15.8	16.8	17.1
8H	15.5	16.5	15.9	16.8	17.1	15.5	16.5	15.8	16.7	17.0
12H	15.1	16.2	15.4	16.5	16.7	15.1	16.2	15.4	16.5	16.7
4H 2H	15.7	16.6	16.1	16.9	17.3	15.7	16.6	16.1	16.9	17.2
3H	15.9	16.6	16.2	17.0	17.3	15.8	16.6	16.2	16.9	17.3
4H	15.9	16.6	16.3	17.0	17.3	15.8	16.6	16.2	16.9	17.3
6H	15.9	16.5	16.3	16.9	17.3	15.8	16.5	16.3	16.9	17.3
8H	15.8	16.5	16.2	16.8	17.2	15.7	16.5	16.2	16.8	17.2
12H	15.9	16.5	16.4	16.9	17.4	15.9	16.5	16.3	16.9	17.3
8H 4H	16.0	16.5	16.5	16.9	17.4	16.0	16.5	16.4	16.9	17.3
6H	16.0	16.5	16.5	16.9	17.4	16.0	16.4	16.4	16.8	17.3
8H	15.7	16.4	16.1	16.8	17.2	15.7	16.4	16.1	16.8	17.2
6H	15.9	16.4	16.4	16.9	17.3	15.9	16.4	16.3	16.8	17.3
8H	16.0	16.4	16.5	16.9	17.4	15.9	16.4	16.4	16.8	17.3
Variations with the observer position at spacings:										
S = 1.0H	+ 1.2 / - 1.5					+ 1.2 / - 1.5				
1.2H	+ 0.9 / - 1.6					+ 0.9 / - 1.6				
2.0H	+ 3.0 / - 2.2					+ 3.0 / - 2.2				

12H 4H
 CIE Pub.117 Corrected 1116 lm Total Lamp Luminous Flux. (8log(F/F0) = 0.4)
 6H

8H

C Range: 0 - 360DEG
 C Interval: 22.5DEG
 Test Speed: HIGH
 Temperature: 0.0DEG
 Operators:DAMIN
 Test Date:30 June 2018

γ Range: 0 - 180DEG
 γ Interval: 1.0DEG
 Test System:EVERFINE GO-R5000_V2 SYSTEM V2.0.353
 Humidity: 0.0%
 Test Distance:1.861m [K=1.0000]
 Remarks:

UTILIZATION FACTORS TABLE

Test:U:120.0V I:0.1002A P:11.98W PF:0.9968 Freq:60.01Hz Lamp Flux:1116.23x1 lm		
NAME: ASD-LDLRK-1BR-6D1250-WH	TYPE:	WEIGHT:
SPEC.:	DIM.:	SERIAL No.:
MFR.: ASD Lighting Corp	SUR.:	Shielding Angle:

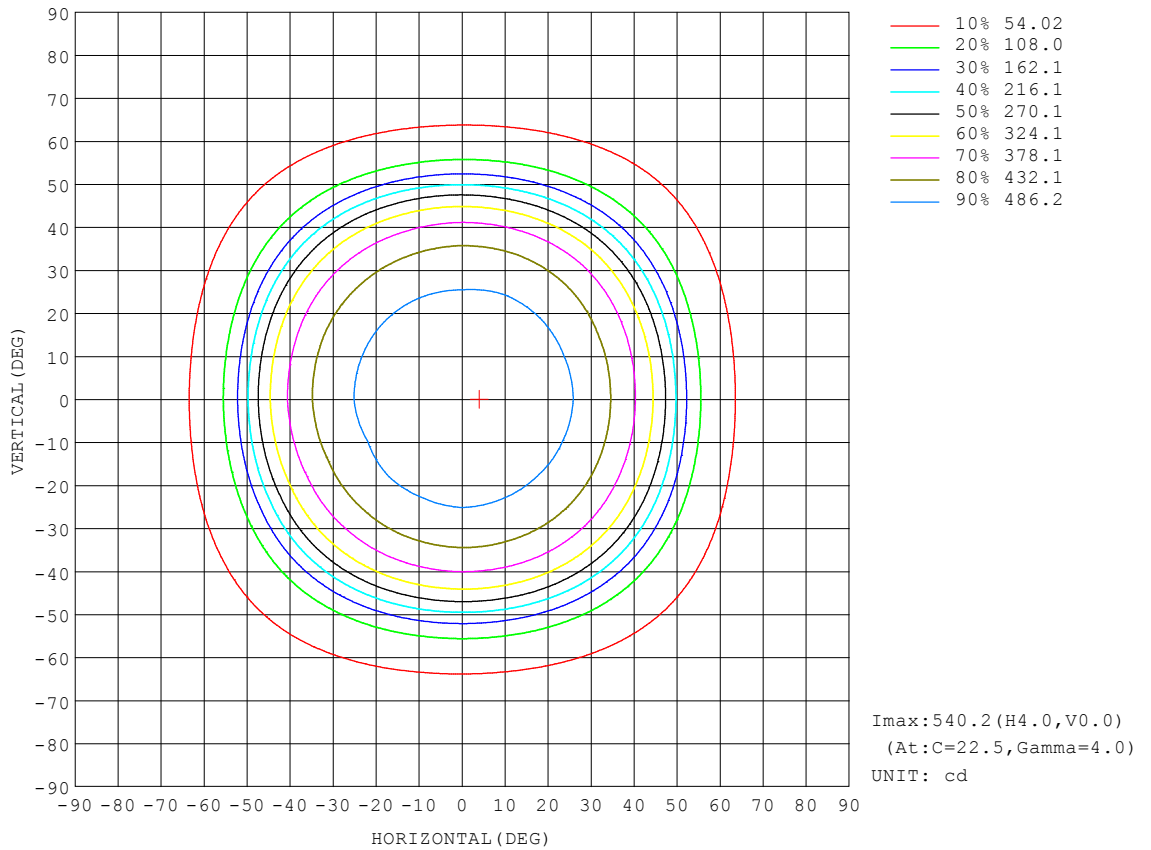
REFLECTANCE										
Ceiling	0.8	0.8	0.8	0.7	0.7	0.7	0.5	0.5	0.5	0
Walls	0.7	0.5	0.3	0.7	0.5	0.3	0.7	0.5	0.3	0
Working plane	0.2	0.2	0.2	0.2	0.2	0.2	0.2	0.2	0.2	0
ROOM INDEX	UTILIZATION FACTORS (PERCENT) $k(RI) \times RCR = 5$									
k = 0.60	67	57	52	67	57	51	66	57	51	46
0.80	77	68	62	77	67	62	75	67	61	56
1.00	85	77	71	84	76	70	82	77	70	64
1.25	92	84	78	90	83	78	88	82	77	71
1.50	96	88	83	95	88	83	92	86	81	75
2.00	101	95	90	100	94	89	97	92	88	81
2.50	104	98	94	102	97	93	99	94	91	84
3.00	107	102	97	105	100	96	101	97	94	87
4.00	110	105	102	107	104	100	103	100	98	90
5.00	111	108	105	109	106	103	105	102	100	91
ROOM INDEX	UF(total)									Direct
According to DIN EN 13032-2 2004			Suspended				SHRNOM = 1.25			

C Range: 0 - 360DEG
 C Interval: 22.5DEG
 Test Speed: HIGH
 Temperature: 0.0DEG
 Operators:DAMIN
 Test Date:30 June 2018

γ Range: 0 - 180DEG
 γ Interval: 1.0DEG
 Test System:EVERFINE GO-R5000_V2 SYSTEM V2.0.353
 Humidity: 0.0%
 Test Distance:1.861m [K=1.0000]
 Remarks:

ISOCANDELA DIAGRAM

Test:U:120.0V I:0.1002A P:11.98W PF:0.9968 Freq:60.01Hz Lamp Flux:1116.23x1 lm		
NAME: ASD-LDLRK-1BR-6D1250-WH	TYPE:	WEIGHT:
SPEC.:	DIM.:	SERIAL No.:
MFR.: ASD Lighting Corp	SUR.:	Shielding Angle:

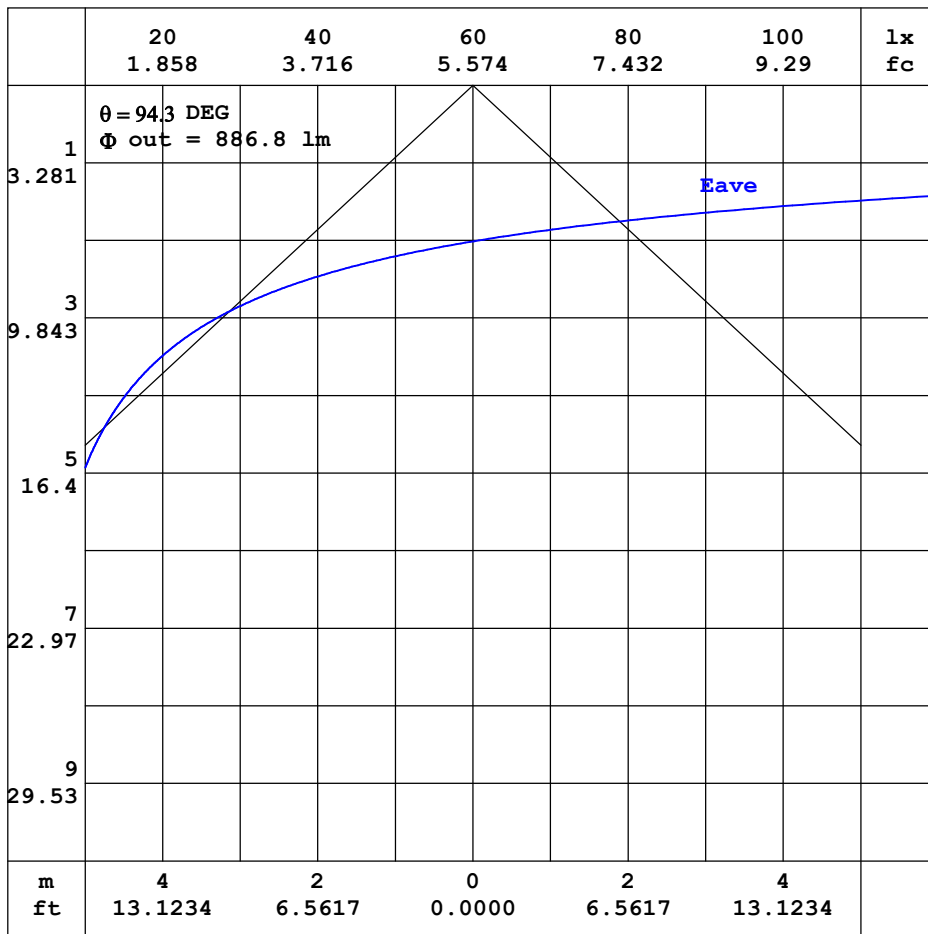


C Range: 0 - 360DEG
 C Interval: 22.5DEG
 Test Speed: HIGH
 Temperature: 0.0DEG
 Operators: DAMIN
 Test Date: 30 June 2018

γ Range: 0 - 180DEG
 γ Interval: 1.0DEG
 Test System: EVERFINE GO-R5000_V2 SYSTEM V2.0.353
 Humidity: 0.0%
 Test Distance: 1.861m [K=1.0000]
 Remarks:

AAI CURVES

Test:U:120.0V I:0.1002A P:11.98W PF:0.9968 Freq:60.01Hz Lamp Flux:1116.23x1 lm		
NAME: ASD-LDLRK-1BR-6D1250-WH	TYPE:	WEIGHT:
SPEC.:	DIM.:	SERIAL No.:
MFR.: ASD Lighting Corp	SUR.:	Shielding Angle:



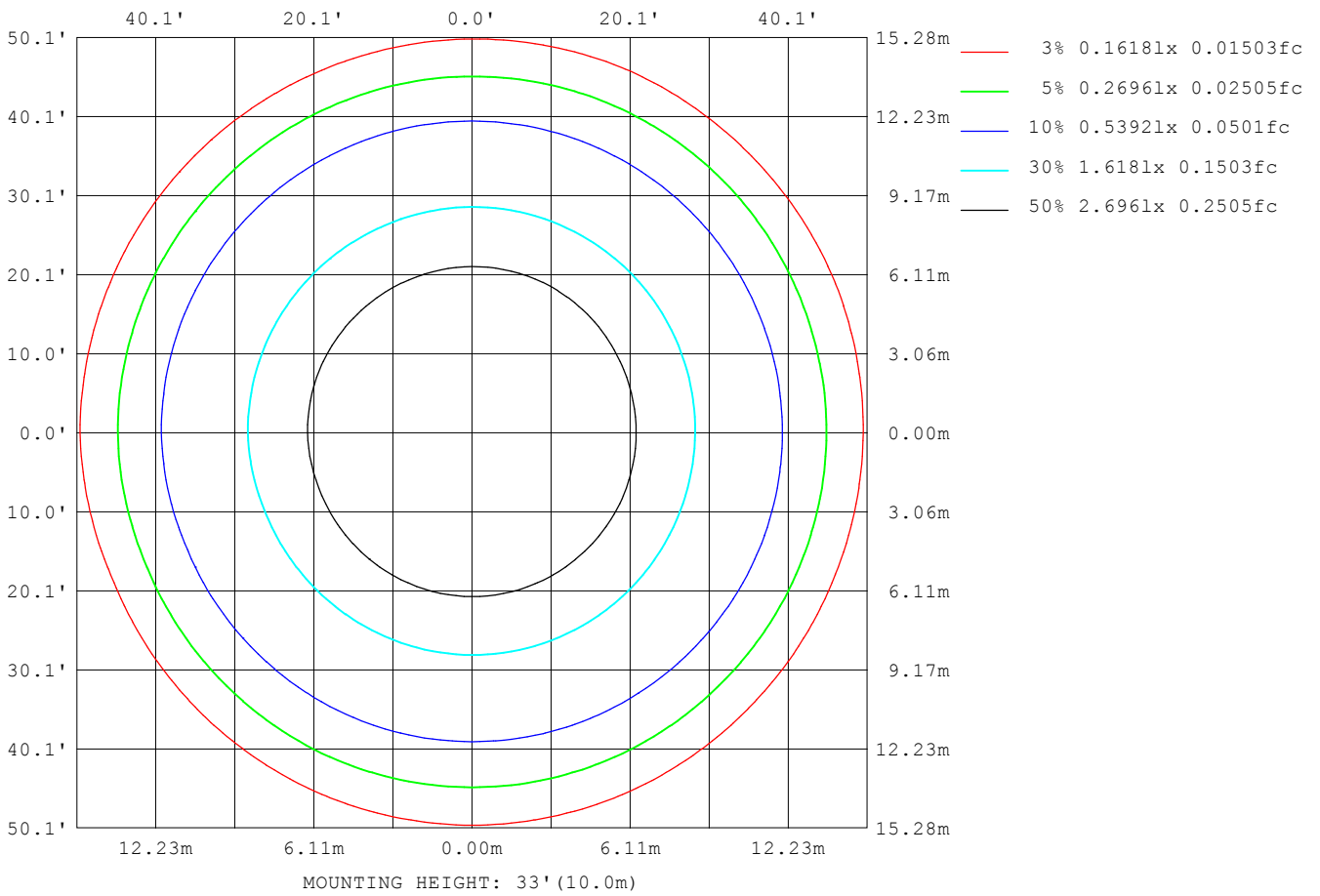
Note: The Curves indicate the illuminated area and the average illumination when the luminaire is at different distance.

C Range: 0 - 360DEG
 C Interval: 22.5DEG
 Test Speed: HIGH
 Temperature: 0.0DEG
 Operators: DAMIN
 Test Date: 30 June 2018

γ Range: 0 - 180DEG
 γ Interval: 1.0DEG
 Test System: EVERFINE GO-R5000_V2 SYSTEM V2.0.353
 Humidity: 0.0%
 Test Distance: 1.861m [K=1.0000]
 Remarks:

ISOLUX DIAGRAM

Test:U:120.0V I:0.1002A P:11.98W PF:0.9968 Freq:60.01Hz Lamp Flux:1116.23x1 lm		
NAME: ASD-LDLRK-1BR-6D1250-WH	TYPE:	WEIGHT:
SPEC.:	DIM.:	SERIAL No.:
MFR.: ASD Lighting Corp	SUR.:	Shielding Angle:



C Range: 0 - 360DEG
 C Interval: 22.5DEG
 Test Speed: HIGH
 Temperature: 0.0DEG
 Operators:DAMIN
 Test Date:30 June 2018

γ Range: 0 - 180DEG
 γ Interval: 1.0DEG
 Test System:EVERFINE GO-R5000_V2 SYSTEM V2.0.353
 Humidity: 0.0%
 Test Distance:1.861m [K=1.0000]
 Remarks:

LED Avg.L Report

Test:U:120.0V I:0.1002A P:11.98W PF:0.9968 Freq:60.01Hz Lamp Flux:1116.23x1 lm		
NAME: ASD-LDLRK-1BR-6D1250-WH	TYPE:	WEIGHT:
SPEC.:	DIM.:	SERIAL No.:
MFR.: ASD Lighting Corp	SUR.:	Shielding Angle:

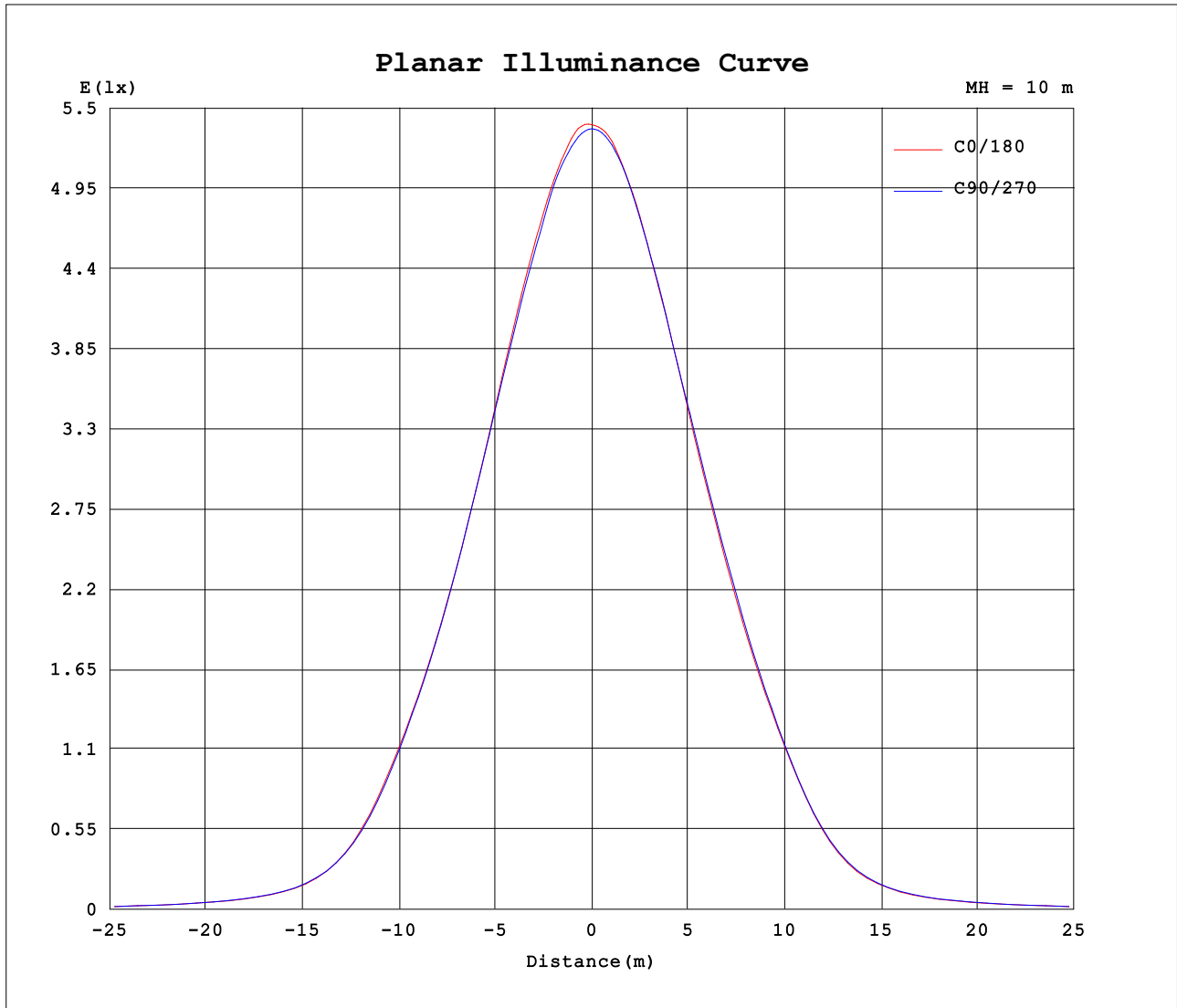
AvgL	cd/m2
L_0~180 (65) av	1164
L_0~180 (75) av	943
L_0~180 (85) av	501
L_90~270 (65) av	1187
L_90~270 (75) av	961
L_90~270 (85) av	518
L_45 (65) av	1174
L_45 (75) av	952
L_45 (85) av	513

Standard: GB/T 29293-2012

C Range: 0 - 360DEG
 C Interval: 22.5DEG
 Test Speed: HIGH
 Temperature: 0.0DEG
 Operators:DAMIN
 Test Date:30 June 2018

γ Range: 0 - 180DEG
 γ Interval: 1.0DEG
 Test System:EVERFINE GO-R5000_V2 SYSTEM V2.0.353
 Humidity: 0.0%
 Test Distance:1.861m [K=1.0000]
 Remarks:

Planar Illuminance Curve



C Range: 0 - 360DEG
 C Interval: 22.5DEG
 Test Speed: HIGH
 Temperature: 0.0DEG
 Operators:DAMIN
 Test Date:30 June 2018

γ Range: 0 - 180DEG
 γ Interval: 1.0DEG
 Test System:EVERFINE GO-R5000_V2 SYSTEM V2.0.353
 Humidity: 0.0%
 Test Distance:1.861m [K=1.0000]
 Remarks:

LUMINOUS DISTRIBUTION INTENSITY DATA

Test:U:120.0V I:0.1002A P:11.98W PF:0.9968 Freq:60.01Hz Lamp Flux:1116.23x1 lm		
NAME: ASD-LDLRK-1BR-6D1250-WH	TYPE:	WEIGHT:
SPEC.:	DIM.:	SERIAL No.:
MFR.: ASD Lighting Corp	SUR.:	Shielding Angle:

Table--1

UNIT: cd

C (DEG) \ γ (DEG)	0	22.5	45	67.5	90	112.5	135	157.5	180	202.5	225	247.5	270	292.5	315	337.5			
0	536	536	536	536	536	536	536	536	536	536	536	536	536	536	536	536			
5	537	538	537	535	534	534	534	535	535	534	534	534	535	536	536	537			
10	529	529	529	530	528	527	527	526	526	527	528	528	529	530	532	531			
15	519	519	518	518	516	516	516	515	516	516	517	518	518	521	522	521			
20	507	505	504	504	504	503	502	501	502	503	502	504	506	508	510	509			
25	488	486	484	485	487	485	486	484	485	486	486	488	488	491	492	491			
30	462	461	460	462	463	461	460	459	460	463	464	465	468	470	467	465			
35	427	427	427	428	428	426	424	425	429	431	432	434	438	438	436	432			
40	380	378	378	379	379	377	375	377	383	385	386	388	391	391	390	386			
45	313	311	309	310	309	307	306	307	317	319	319	319	321	321	319	317			
50	209	208	206	206	206	204	202	202	210	211	212	213	214	213	212	211			
55	114	113	113	115	116	115	112	110	113	113	114	116	118	118	117	116			
60	68.8	68.2	68.7	70.2	70.7	70.3	69.0	67.6	67.8	67.6	68.0	69.2	70.2	70.8	70.5	69.5			
65	49.2	49.1	49.3	49.8	50.3	50.5	50.1	49.3	49.1	48.9	49.1	49.7	50.1	50.3	50.1	49.7			
70	36.3	36.3	36.1	36.4	36.8	37.0	37.0	36.6	36.4	36.2	36.4	36.9	37.1	37.2	37.0	36.7			
75	24.5	24.2	24.0	23.9	24.0	24.1	24.1	24.0	24.3	24.6	25.0	25.5	25.8	25.7	25.5	25.2			
80	12.2	11.8	11.5	11.4	11.3	11.3	11.4	11.5	11.9	12.4	12.9	13.3	13.5	13.5	13.3	12.9			
85	4.46	4.20	3.97	3.70	3.59	3.58	3.68	3.92	4.28	4.60	4.96	5.28	5.44	5.44	5.28	5.00			
90	0.00	0.00	0.00	0.00	0.00	0.00	0.00	0.00	0.00	0.00	0.00	0.02	0.04	0.00	0.00	0.00			
95	0.00	0.00	0.00	0.00	0.00	0.00	0.00	0.01	0.01	0.00	0.00	0.00	0.00	0.00	0.00	0.00			
100	0.00	0.00	0.01	0.01	0.00	0.01	0.01	0.02	0.01	0.01	0.01	0.01	0.00	0.00	0.00	0.00			
105	0.00	0.01	0.02	0.03	0.02	0.02	0.02	0.03	0.02	0.01	0.02	0.02	0.00	0.01	0.01	0.01			
110	0.01	0.02	0.04	0.04	0.01	0.03	0.02	0.03	0.03	0.02	0.03	0.02	0.00	0.01	0.02	0.01			
115	0.03	0.04	0.06	0.01	0.03	0.03	0.04	0.04	0.03	0.03	0.05	0.05	0.04	0.00	0.03	0.02			
120	0.04	0.06	0.05	0.01	0.05	0.04	0.05	0.05	0.04	0.05	0.07	0.07	0.06	0.00	0.04	0.04			
125	0.06	0.08	0.06	0.08	0.04	0.00	0.06	0.06	0.05	0.06	0.08	0.01	0.02	0.01	0.04	0.05			
130	0.08	0.09	0.02	0.11	0.08	0.02	0.06	0.06	0.06	0.07	0.08	0.00	0.10	0.05	0.04	0.06			
135	0.10	0.10	0.01	0.14	0.10	0.09	0.05	0.07	0.07	0.09	0.10	0.14	0.13	0.08	0.03	0.08			
140	0.10	0.03	0.16	0.17	0.12	0.10	0.05	0.06	0.09	0.10	0.09	0.02	0.13	0.03	0.00	0.05			
145	0.00	0.00	0.18	0.19	0.15	0.12	0.04	0.03	0.05	0.08	0.01	0.14	0.00	0.02	0.05	0.03			
150	0.10	0.02	0.10	0.20	0.17	0.09	0.06	0.01	0.04	0.04	0.08	0.24	0.20	0.04	0.18	0.11			
155	0.24	0.15	0.04	0.07	0.13	0.07	0.04	0.07	0.11	0.11	0.22	0.29	0.26	0.07	0.24	0.26			
160	0.33	0.22	0.14	0.05	0.10	0.14	0.05	0.17	0.21	0.20	0.25	0.33	0.28	0.35	0.18	0.37			
165	0.16	0.28	0.13	0.12	0.17	0.07	0.14	0.24	0.21	0.21	0.31	0.34	0.36	0.38	0.12	0.30			
170	0.10	0.18	0.11	0.25	0.23	0.17	0.24	0.27	0.22	0.22	0.29	0.34	0.39	0.43	0.31	0.14			
175	0.09	0.08	0.08	0.18	0.16	0.15	0.19	0.22	0.26	0.26	0.23	0.29	0.26	0.20	0.13	0.10			
180	0.00	0.00	0.00	0.00	0.00	0.00	0.00	0.00	0.00	0.00	0.00	0.00	0.00	0.00	0.00	0.00			

C Range: 0 - 360DEG
 C Interval: 22.5DEG
 Test Speed: HIGH
 Temperature: 0.0DEG
 Operators:DAMIN
 Test Date:30 June 2018

γ Range: 0 - 180DEG
 γ Interval: 1.0DEG
 Test System:EVERFINE GO-R5000_V2 SYSTEM V2.0.353
 Humidity: 0.0%
 Test Distance:1.861m [K=1.0000]
 Remarks: