



LED MODULAR LIGHT MARINE SERIES

► **DESIGN** - LED MODULAR AREA LIGHT MARINE SERIES is designed to meet UL 1598A, special protection for marine grade fixture. Salt water resistant die-cast aluminum housing for use in harsh locations. It is designed to operate on 120-277V or 200-480 V circuits with a 1-10V dimmable driver.

- Up to 30° angle adjustment for each lighting module is available.
- Surge protection 10kV protects the fixture from voltage spikes and current surges.

► **APPLICATION** - Perfect commercial or industrial solution for high mast lighting, stadium lighting, area lighting, wharfs, train stations, and boat lights, and many other applications. It is also Wet Locations rated.

► **ADVANTAGES** - With calculated lifespan up to 155,000 hours, these fixtures are made to last decades under normal operation! ASD provides a 5-year limited warranty along with UL 1598A and DLC Premium certifications to guarantee top quality products and safety!

UL 1598A - Standard for Supplemental Requirements for Luminaires for Installation on Marine Vessels.

Catalog number	
Notes	
Type	



UL 1598A
OUTSIDE MARINE TYPE

Model	Watts	Voltage	Dimmable	Lumens	CCT	Finish	Dimensions (LxWxH)
ASD-LMAL-250D50-MRN	250W	120-277 V	1-10 V	33,764 lm	5,000 K	Black	11-5/8" x 19" x 5-3/8"
ASD-LMAL-500D50-MRN	500W	120-277 V	1-10 V	66,281 lm	5,000 K	Black	22-1/4" x 20" x 5-3/8"
ASD-LMAL-750D50-MRN	750W	120-277 V	1-10 V	99,973 lm	5,000 K	Black	30-1/8" x 20" x 5-3/8"
ASD-LMAL-1000D50-MRN	1,000W	120-277 V	1-10 V	132,982 lm	5,000 K	Black	38" x 20" x 5-3/8"
ASD-LMAL-1250D50-MRN	1,250W	120-277 V	1-10 V	166,303 lm	5,000 K	Black	45-1/8" x 20" x 5-3/8"
LMAL-HV HIGH VOLTAGE							
ASD-LMAL-HV-250D50-MRN	250W	200-480 V	0-10 V	33,167 lm	5,000 K	Black	11-5/8" x 19" x 5-3/8"
ASD-LMAL-HV-500D50-MRN	500W	200-480 V	0-10 V	65,893 lm	5,000 K	Black	22-1/4" x 20" x 5-3/8"
ASD-LMAL-HV-750D50-MRN	750W	200-480 V	0-10 V	99,025 lm	5,000 K	Black	30-1/8" x 20" x 5-3/8"
ASD-LMAL-HV-1000D50-MRN	1,000W	200-480 V	0-10 V	132,285 lm	5,000 K	Black	38" x 20" x 5-3/8"
ASD-LMAL-HV-1250D50-MRN	1,250W	200-480 V	0-10 V	164,523 lm	5,000 K	Black	45-1/8" x 20" x 5-3/8"

For most up-to-date spec sheets please refer to asd-lighting.com

ASD LIGHTING CORP

E-mail: orders@asd-lighting.com | Web site: www.asd-lighting.com





LED MODULAR LIGHT MARINE SERIES

PRODUCT SPECIFICATIONS:

Construction & Materials						
Housing	ADC12 aluminum					
Lens	PC					
Installation kit, mounting bracket	Iron					
Reflector	Iron					
Finish	Black					
Weight	ASD-LMAL-250D50-MRN	14.55 lb (6.6 kg)	ASD-LMAL-HV-250D50-MRN	14.55 lb (6.6 kg)		
	ASD-LMAL-500D50-MRN	41.22 lb (18.7 kg)	ASD-LMAL-HV-500D50-MRN	41.22 lb (18.7 kg)		
	ASD-LMAL-750D50-MRN	56 lb (25.4 kg)	ASD-LMAL-HV-750D50-MRN	56 lb (25.4 kg)		
	ASD-LMAL-1000D50-MRN	70.55 lb (32 kg)	ASD-LMAL-HV-1000D50-MRN	70.55 lb (32 kg)		
	ASD-LMAL-1250D50-MRN	87.3 lb (39.6 kg)	ASD-LMAL-HV-1250D50-MRN	87.3 lb (39.6 kg)		
Environmental system						
Work environment	Marine Luminaires, Wet Locations, IP66					
Operating temperature	-40°F to 122°F (-40°C to 50°C)					
L-70 Life	R > 54,000 hrs; C > 155,000 hrs					
Optical system						
Luminous flux	ASD-LMAL-250D50-MRN	33,764 lm	ASD-LMAL-HV-250D50-MRN	33,167 lm		
	ASD-LMAL-500D50-MRN	66,281 lm	ASD-LMAL-HV-500D50-MRN	65,893 lm		
	ASD-LMAL-750D50-MRN	99,973 lm	ASD-LMAL-HV-750D50-MRN	99,025 lm		
	ASD-LMAL-1000D50-MRN	132,982 lm	ASD-LMAL-HV-1000D50-MRN	132,285 lm		
	ASD-LMAL-1250D50-MRN	166,303 lm	ASD-LMAL-HV-1250D50-MRN	164,523 lm		
Color temperature	5,000 K					
CRI	>70					
Electrical system						
Input voltage	Regular voltage: 120-277 V		High voltage: 200-480 V			
Max input current	ASD-LMAL-250D50-MRN	2.77 A	ASD-LMAL-HV-250D50-MRN	1.4 A		
	ASD-LMAL-500D50-MRN	5.55 A	ASD-LMAL-HV-500D50-MRN	2.8 A		
	ASD-LMAL-750D50-MRN	8.33 A	ASD-LMAL-HV-750D50-MRN	4.2 A		
	ASD-LMAL-1000D50-MRN	11.11 A	ASD-LMAL-HV-1000D50-MRN	5.6 A		
	ASD-LMAL-1250D50-MRN	13.8 A	ASD-LMAL-HV-1250D50-MRN	7 A		
Inrush current (Action time)	Regular voltage: 75 A (0.57 S)		High voltage: 50 A (0.53 S)			
Off state power	0W					
Power consumption	ASD-LMAL-250D50-MRN	250W	ASD-LMAL-HV-250D50-MRN	250W		
	ASD-LMAL-500D50-MRN	500W	ASD-LMAL-HV-500D50-MRN	500W		
	ASD-LMAL-750D50-MRN	750W	ASD-LMAL-HV-750D50-MRN	750W		
	ASD-LMAL-1000D50-MRN	1000W	ASD-LMAL-HV-1000D50-MRN	1000W		
	ASD-LMAL-1250D50-MRN	1250W	ASD-LMAL-HV-1250D50-MRN	1250W		
Power factor	> 0.9					
Output voltage	24-48 V					
Max output current	ASD-LMAL-250D50-MRN	4.8 A	ASD-LMAL-HV-250D50-MRN	5 A		
	ASD-LMAL-500D50-MRN	9.65 A	ASD-LMAL-HV-500D50-MRN	10 A		
	ASD-LMAL-750D50-MRN	14.5 A	ASD-LMAL-HV-750D50-MRN	15 A		
	ASD-LMAL-1000D50-MRN	19.5 A	ASD-LMAL-HV-1000D50-MRN	20 A		
	ASD-LMAL-1250D50-MRN	24 A	ASD-LMAL-HV-1250D50-MRN	25 A		
Surge protection DM/CM	10 kV / 10 kV					
Effective projected area (EPA) ratings						
Models	Standard U mounting		SFK mounting		LTM bracket	
	250W	1.08 ft ²	-	-	1* 250W	3.7 ft ²
	500W	2.5 ft ²	500W	2.5 ft ²	2* 250W	4.8 ft ²
	750W	3.86 ft ²	750W	3.86 ft ²	3* 250W	5.9 ft ²
	1,000W	5.2 ft ²	-	-	4* 250W	7 ft ²
	1,250W	6.5 ft ²	-	-	-	-
Dimming compatible controls			Regular and voluntary certifications			
Brand	Leviton	Lutron	5-year limited warranty			
Models	ZS057-00Z	MS-Z101	Marine Luminaires		UL certified E510357	
	DD710	NTSTV	DesignLights Consortium (DLC) listed (Classification: Premium) Main: Outdoor luminaires; General application: Very high output; Primary use: Architectural flood and spot luminaires			
	DS710	DVSTV				
	IP710	DVTV				

For most up-to-date spec sheets please refer to asd-lighting.com

ASD LIGHTING CORP

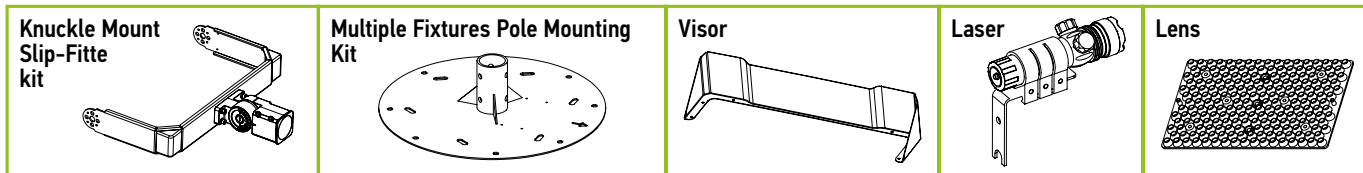
E-mail: orders@asd-lighting.com | Web site: www.asd-lighting.com





LED MODULAR LIGHT MARINE SERIES

ACCESSORIES (sold separately):



INSTALLATION GUIDE

IMPORTANT SAFETY INFORMATION:

Please read all the instructions below before installation.

- ▶ Make sure that the supply voltage corresponds to the rated product voltage.
- ▶ The product must be installed by a qualified electrician in accordance with the National Electrical Code and corresponding local codes.
- ▶ If the product is damaged, do not use it.

⚠ WARNING

RISK OF PERSONAL INJURY – READ and follow all WARNINGS and installation instructions. Keep or give to the owner for future reference.

Risk of cuts: Wear gloves to prevent cuts or abrasions when removing from carton, handling, installing, and maintaining this product.

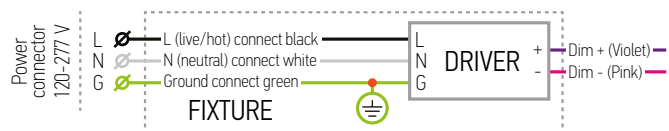
Risk of electric shock: This product must be installed in accordance with the applicable installation code by a person familiar with the construction and operation of the product and the hazards involved.

Risk of Fire: Minimum 194°F supply conductors. Consult a qualified electrician to ensure correct branch circuit conductor.

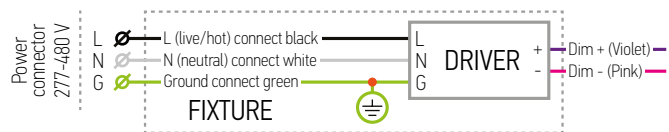
ASD® assumes no responsibility for claims arising out of improper or careless installation or handling of this product.

ELECTRICAL SCHEMATIC DIAGRAM:

LMAL-MRN



LMAL-HV-MRN




* The regular voltage 120-277V fixtures can be alternatively powered without neutral by two-phase circuit with phase-to-phase voltage of 208V (L1-120V & L2-120V).

WARNING: Phase-to-phase voltage should be less than 277V (160V per each phase) and more than 120V (70V per each phase)! Do not confuse Regular Voltage fixtures of 120-277V with High Voltage ones of 200-480V!

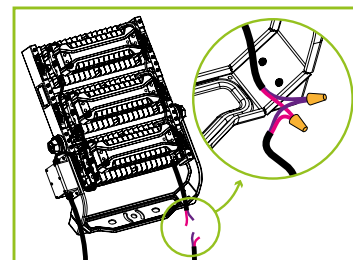
FIXTURE ASSEMBLY:

1. Remove wing-nut and spring assembly from each side of the bracket.
2. Install module(s). Secure at desired angle with wing-nut and spring.
3. Plug female leads from module(s) into male lead from the bracket junction box.



DIMMING WIRES:

1. Remove the 4 Philips head screws in the blue end covers on either side of the driver housing.
2. Using a hex key remove the 2 bolts holding the driver housing to the body of the fixture (hex key is customer supplied). Take the dimming wires out.
3. Complete low voltage wiring following electrical diagram on page 3. Reattach the driver with the 2 hex bolts and secure blue end covers with Philips head screws.



INSTALLATION 250W MODULE:

1. Remove the circular brackets from either side of the unit.
2. Attach the U-mount lock into place at desired angle.



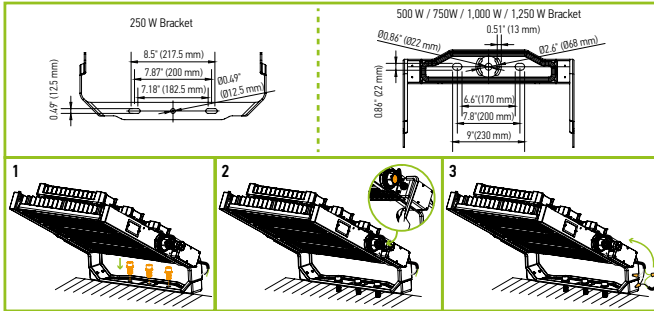
For most up-to-date spec sheets please refer to asd-lighting.com



LED MODULAR LIGHT MARINE SERIES

INSTALLATION STEPS:

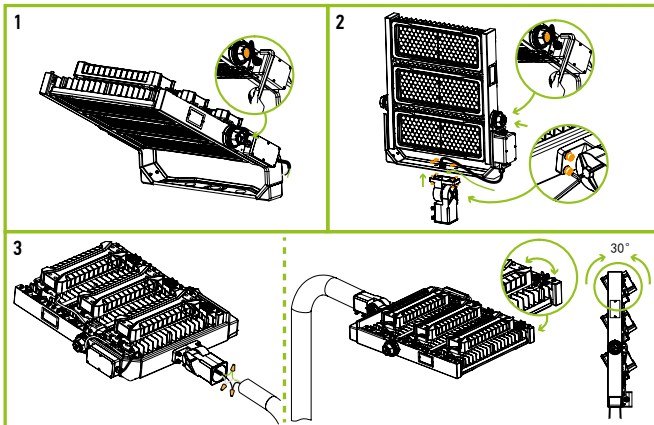
1. Drill holes on the mounting surface corresponding to the holes on the bracket. Fix the fixture with screws (2 M12 screws for 250W fixture, 3 M20 screws for higher wattages, customer supplied).
2. To adjust mounting angle, remove rubber caps from adjustable knuckles on each side of the bracket, adjust knuckles to desired angle with a 14mm hex key (customer supplied). Tighten hex bolts and reinsert rubber caps.
3. Complete wiring following electrical diagram (can be found at the beginning of installation guide).



KNUCKLE MOUNT SLIP FITTER KIT

ASD-LMAL-SFK sold separately:

1. Remove rubber caps from adjustable knuckles on each side of the bracket, remove hex bolts securing outer bracket to inner bracket assembly.
2. Replace stock outer bracket with slip fitter/trunnion kit. Adjust knuckles to desired angle, tighten. Pass wires from j-box through hole in trunnion bracket and through slip fitter. Attach slip fitter to trunnion with 4 bolts (included).
3. Complete wiring following electrical diagram (can be found at the beginning of installation guide). Mount fixture on pole, adjust module/-s to desired angle and secure it with wing-nut and spring.

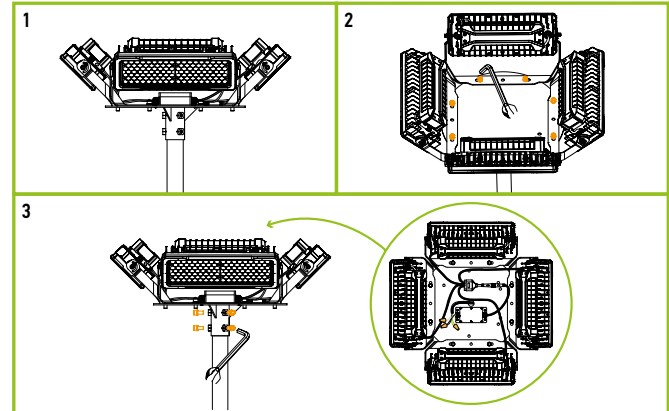


* Compatible with 500-750W models only.

MULTIPLE FIXTURES POLE MOUNTING KIT

ASD-LMAL-LTM sold separately:

1. Attach up to (4) 250W fixtures to the mounting kit with M12 screws (included).
2. Tighten each bracket to mounting plate.
3. Tighten plate slip fitter to pole with 6 screws M12 (customer supplied). Complete wiring following electrical diagram (can be found at the beginning of installation guide).



* Compatible with 1-4 250W fixtures only.

LENS INSTALLATION:

1. Get to the back of the module and remove 12 screws holding front frame.
2. Remove the module front frame, tempered glass, waterproof rubber ring and 2 original lenses.
3. Attach 2 new lenses, screw them with 6 screws, put back the waterproof rubber ring, tempered glass and the module front frame, make sure they are aligned. Tighten 12 screws on the back of the module to complete the install.

VISOR INSTALLATION:

1. Get to the back of the module and remove 12 screws holding front frame.
2. Replace the module front frame with the one coming as part of visor kit (has 6 screw holes in it).
3. Screw the new front frame to the module with 12 screws. Attach the visor to the front of the module with 6 screws (included).

LASER INSTALLATION:

1. Insert the laser into the round laser holder with 3 screws, locate the holder in the middle of the laser handle and tighten the screws.
2. Insert the L-shape flat mounting bracket into the corresponding hole at the bottom of the round holder till it fits securely.
3. Screw the second end of the L-shape flat mounting bracket to the top of the first module.

For most up-to-date spec sheets please refer to asd-lighting.com



LED MODULAR LIGHT MARINE SERIES

ORDERING INFORMATION

Model	UPC	Description	Components	Pcs	UPC	Carton size	Carton weight
ASD-LMAL-250D50-MRN	819201024155	Bracket	ASD-IK250-LMAL-MRN	1	819201024056	20.08" x 9.96" x 3.52"	4.41 lbs
		Module	ASD-MODULE-LMAL-250D50-MRN	1	819201024032	20.2" x 8.9" x 7.5"	13.67 lbs
ASD-LMAL-500D50-MRN	819201024162	Bracket	ASD-IK500-LMAL-MRN	1	819201024063	24.49" x 24.29" x 8.31"	18.74 lbs
		Module	ASD-MODULE-LMAL-250D50-MRN	2	819201024032	20.2" x 8.9" x 7.5"	13.67 lbs
ASD-LMAL-750D50-MRN	819201024179	Bracket	ASD-IK750-LMAL-MRN	1	819201024070	32.36" x 24.29" x 8.31"	22.49 lbs
		Module	ASD-MODULE-LMAL-250D50-MRN	3	819201024032	20.2" x 8.9" x 7.5"	13.67 lbs
ASD-LMAL-1000D50-MRN	819201024186	Bracket	ASD-IK1000-LMAL-MRN	1	819201024087	40.24" x 24.29" x 8.31"	25.13 lbs
		Module	ASD-MODULE-LMAL-250D50-MRN	4	819201024032	20.2" x 8.9" x 7.5"	13.67 lbs
ASD-LMAL-1250D50-MRN	819201024193	Bracket	ASD-IK1250-LMAL-MRN	1	819201024094	47.52" x 24.29" x 9.25"	30.86 lbs
		Module	ASD-MODULE-LMAL-250D50-MRN	5	819201024032	20.2" x 8.9" x 7.5"	13.67 lbs
LMAL-HV HIGH VOLTAGE							
ASD-LMAL-HV-250D50-MRN	819201024216	Bracket	ASD-IK250HV-LMAL-MRN	1	819201025404	20.08" x 9.96" x 3.52"	4.41 lbs
		Module	ASD-MODULE-LMAL-HV-250D50-MRN	1	819201024049	20.2" x 8.9" x 7.5"	13.69 lbs
ASD-LMAL-HV-500D50-MRN	819201024223	Bracket	ASD-IK500HV-LMAL-MRN	1	819201025411	24.49" x 24.29" x 8.31"	18.74 lbs
		Module	ASD-MODULE-LMAL-HV-250D50-MRN	2	819201024049	20.2" x 8.9" x 7.5"	13.69 lbs
ASD-LMAL-HV-750D50-MRN	819201024230	Bracket	ASD-IK750HV-LMAL-MRN	1	819201025428	32.36" x 24.29" x 8.31"	22.49 lbs
		Module	ASD-MODULE-LMAL-HV-250D50-MRN	3	819201024049	20.2" x 8.9" x 7.5"	13.69 lbs
ASD-LMAL-HV-1000D50-MRN	819201024247	Bracket	ASD-IK1000HV-LMAL-MRN	1	819201025435	40.24" x 24.29" x 8.31"	25.13 lbs
		Module	ASD-MODULE-LMAL-HV-250D50-MRN	4	819201024049	20.2" x 8.9" x 7.5"	13.69 lbs
ASD-LMAL-HV-1250D50-MRN	819201024254	Bracket	ASD-IK1250HV-LMAL-MRN	1	819201025442	47.52" x 24.29" x 9.25"	30.86 lbs
		Module	ASD-MODULE-LMAL-HV-250D50-MRN	5	819201024049	20.2" x 8.9" x 7.5"	13.69 lbs

ACCESSORIES:

Model	Name	UPC	Pcs. per carton	Carton size	Carton weight	GTIN 14
ASD-SFK-LMAL	Knuckle mount slip-fitter kit	819201024124	1	26.26" x 13.66" x 4.53"	15.21 lbs	-
ASD-LTM-LMAL	Multiple fixtures pole mounting kit	819201024209	1	24.72" x 24.72" x 5.43"	15.43 lbs	-
ASD-LS-LMAL	Laser for modular area light	819201024100	10	12.20" x 12.20" x 7.48"	13.67 lbs	10819201024107
ASD-VS-LMAL	Visor for modular area light	819201024117	10	19.69" x 19.69" x 7.87"	11.02 lbs	10819201024114
ASD-L30-LMAL	Clear lens for LED modular light 30° (kit for one module)	819201024131	10	12.20" x 12.20" x 7.48"	10.14 lbs	10819201024138
ASD-L60-LMAL	Clear lens for LED modular light 60° (kit for one module)	819201024148	10	12.20" x 12.20" x 7.48"	10.14 lbs	10819201024145
ASD-L120-LMAL	Clear lens for LED modular light 120° (kit for one module)	819201025398	10	12.20" x 12.20" x 7.48"	10.14 lbs	10819201025395

For most up-to-date spec sheets please refer to asd-lighting.com

ASD LIGHTING CORP

E-mail: orders@asd-lighting.com | Web site: www.asd-lighting.com

