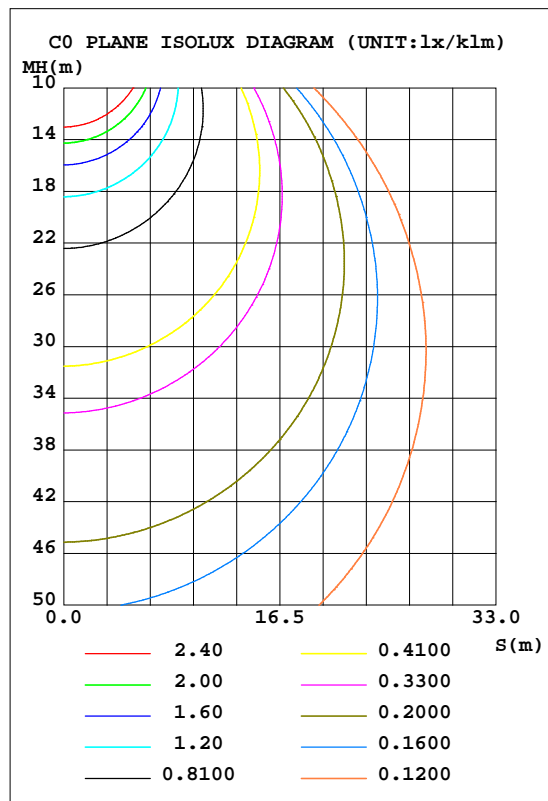
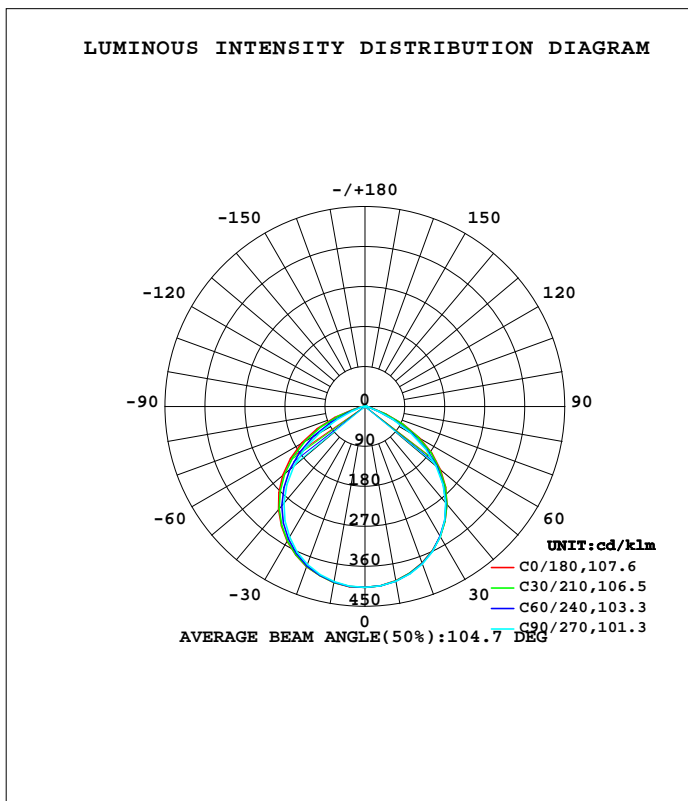


LUMINAIRE PHOTOMETRIC TEST REPORT

Test:U:120.11V I:0.0939A P:9.3075W PF:0.8256 Freq:59.98Hz Lamp Flux:686.635x1 lm		
NAME: LED DOWNLIGHT	TYPE:	WEIGHT:
SPEC.:	DIM.:	SERIAL No.:
MFR.: ASD LIGHTING CORP	SUR.:	Shielding Angle:

DATA OF LAMP		PHOTOMETRIC DATA Eff: 73.77 lm/W			
MODEL: DLOBR-4D10AC-WH (2700K)		I <sub>max</sub> (cd/klm)	407.5	S/MH(C0/180)	1.28
NOMINAL POWER(W)	10	LOR(%)	100.0	S/MH(C90/270)	1.24
RATED VOLTAGE(V)	120	TOTAL FLUX(lm/klm)	1000.00	h UP, DN(C0-180)	0.5,49.4
NOMINAL FLUX(lm)	686.635	CIE CLASS	DIRECT	h UP, DN(C180-360)	0.5,49.6
LAMPS INSIDE	1	h up(%)	0.9	CIBSE SHR NOM	1.25
TEST VOLTAGE(V)	120	h down(%)	99.1	CIBSE SHR MAX	1.35



C Range: 0 - 360DEG  
 C Interval: 15.0DEG  
 Test Speed: HIGH  
 Temperature: 25.3DEG  
 Operators:  
 Test Date: 2022-03-01

g Range: 0 - 180DEG  
 g Interval: 5.0DEG  
 Test System: EVERFINE GO-2000B\_V1 SYSTEM V2.00.426  
 Humidity: 65.0%  
 Test Distance: 8.000m [K=1.0000]  
 Remarks:

## ZONAL FLUX DIAGRAM

## ZONAL FLUX DIAGRAM:

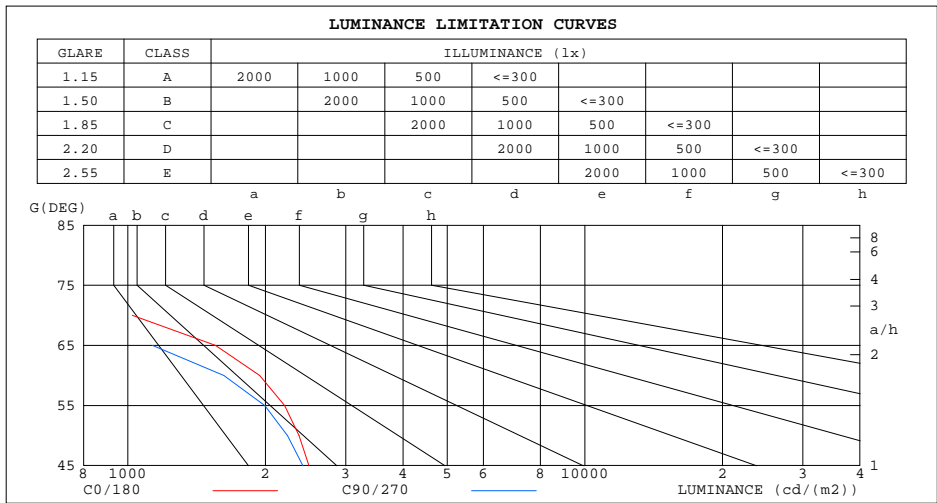
g	C0	C45	C90	C135	C180	C225	C270	C315	g	F zone	F total	%lum,lamp
10	398.3	399.4	399.7	401.4	402.2	401.0	399.9	398.0	0- 10	38.55	38.55	3.85,3.85
20	375.1	377.6	377.0	381.9	384.1	380.4	378.8	375.6	10- 20	110.4	149.0	14.9,14.9
30	338.4	340.1	338.9	346.4	350.7	344.9	339.7	337.2	20- 30	166.9	315.9	31.6,31.6
40	287.7	287.3	283.2	295.6	303.3	294.1	283.5	283.1	30- 40	198.6	514.5	51.5,51.5
50	221.9	218.1	209.3	228.3	241.9	227.4	209.3	213.3	40- 50	198.2	712.7	71.3,71.3
60	141.5	132.1	118.1	143.5	163.8	144.5	117.1	127.5	50- 60	160.8	873.4	87.3,87.3
70	51.00	40.98	31.20	48.67	72.22	50.97	30.87	37.06	60- 70	88.69	962.1	96.2,96.2
80	9.705	8.726	8.023	10.06	12.04	10.19	8.125	8.256	70- 80	24.22	986.3	98.6,98.6
90	0.2867	0.2496	0.2036	0.2296	0.3801	0.2446	0.1444	0.1903	80- 90	4.232	990.6	99.1,99.1
100	0.7018	0.6301	0.5893	0.5904	0.5255	0.4523	0.4199	0.5306	90-100	0.4028	991.0	99.1,99.1
110	1.122	1.089	1.087	1.056	0.9324	0.8918	0.9182	1.048	100-110	0.8231	991.8	99.2,99.2
120	1.581	1.535	1.546	1.495	1.379	1.377	1.436	1.494	110-120	1.235	993.0	99.3,99.3
130	2.014	1.961	1.979	1.921	1.825	1.791	1.868	1.914	120-130	1.518	994.5	99.5,99.5
140	2.336	2.224	2.333	2.131	2.147	2.079	2.164	2.137	130-140	1.595	996.1	99.6,99.6
150	2.632	2.578	2.576	2.498	2.475	2.447	2.510	2.504	140-150	1.480	997.6	99.8,99.8
160	2.907	2.919	2.975	2.878	2.783	2.833	2.897	2.877	150-160	1.240	998.9	99.9,99.9
170	3.144	3.136	3.133	3.101	3.059	3.070	3.087	3.107	160-170	0.8465	999.7	100,100
180	3.262	3.287	3.284	3.271	3.249	3.300	3.264	3.291	170-180	0.3034	1000.0	100,100
DEG	LUMINOUS INTENSITY:cd/klm									UNIT:lm/klm		

C Range: 0 - 360DEG  
C Interval: 15.0DEG  
Test Speed: HIGH  
Temperature:25.3DEG  
Operators:  
Test Date:2022-03-01

g Range: 0 - 180DEG  
g Interval: 5.0DEG  
Test System:EVERFINE GO-2000B\_V1 SYSTEM V2.00.426  
Humidity:65.0%  
Test Distance:8.000m [K=1.0000]  
Remarks:

LUMINANCE LIMITATION CURVES

Test:U:120.11V I:0.0939A P:9.3075W PF:0.8256 Freq:59.98Hz Lamp Flux:686.635x1 lm		
NAME: LED DOWNLIGHT	TYPE:	WEIGHT:
SPEC.:	DIM.:	SERIAL No.:
MFR.: ASD LIGHTING CORP	SUR.:	Shielding Angle:



LUMINANCE cd/(m2)		
G(DEG)	C0/180	C90/270
85	301	121
80	384	318
75	487	382
70	1023	627
65	1556	1133
60	1942	1624
55	2203	1994
50	2369	2238
45	2493	2416

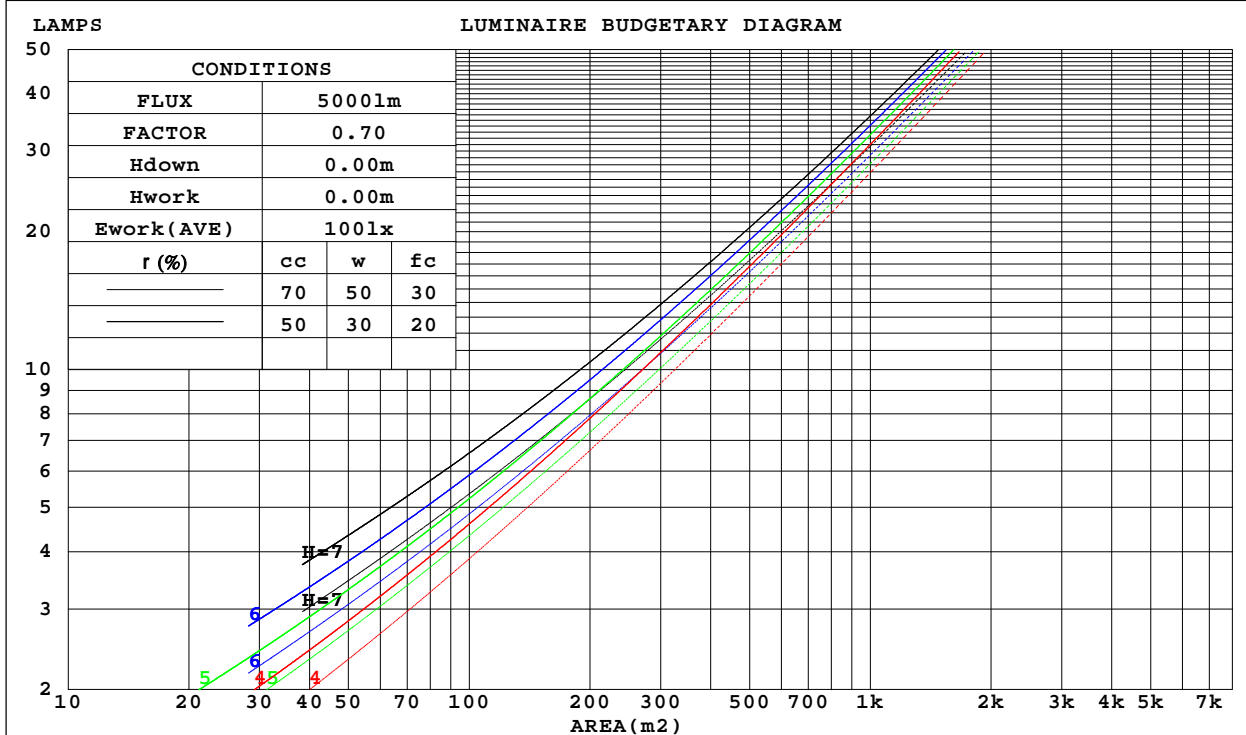
C Range: 0 - 360DEG  
 C Interval: 15.0DEG  
 Test Speed: HIGH  
 Temperature: 25.3DEG  
 Operators:  
 Test Date: 2022-03-01

g Range: 0 - 180DEG  
 g Interval: 5.0DEG  
 Test System: EVERFINE GO-2000B\_V1 SYSTEM V2.00.426  
 Humidity: 65.0%  
 Test Distance: 8.000m [K=1.0000]  
 Remarks:

CU AND LUMINAIRE BUDGETARY ESTIMATE DIAGRAM

Test:U:120.11V I:0.0939A P:9.3075W PF:0.8256 Freq:59.98Hz Lamp Flux:686.635x1 lm		
NAME: LED DOWNLIGHT	TYPE:	WEIGHT:
SPEC.:	DIM.:	SERIAL No.:
MFR.: ASD LIGHTING CORP	SUR.:	Shielding Angle:

r cc	80%			70%			50%			30%			10%			0
r w	50%	30%	10%	50%	30%	10%	50%	30%	10%	50%	30%	10%	50%	30%	10%	0
r fc	20%			20%			20%			20%			20%			0
RCR	RCR:Room Cavity Ratio						Coefficients of Utilization(CU)									
0.0	1.19	1.19	1.19	1.16	1.16	1.16	1.11	1.11	1.11	1.06	1.06	1.06	1.01	1.01	1.01	.99
1.0	1.06	1.03	.99	1.04	1.01	.98	.99	.97	.94	.95	.93	.91	.92	.90	.88	.86
2.0	.94	.88	.83	.92	.87	.82	.88	.84	.80	.85	.81	.78	.82	.79	.76	.74
3.0	.83	.76	.70	.82	.75	.70	.79	.73	.68	.76	.71	.67	.73	.69	.66	.64
4.0	.75	.66	.60	.73	.66	.60	.71	.64	.59	.68	.63	.58	.66	.61	.57	.55
5.0	.67	.59	.52	.66	.58	.52	.64	.57	.51	.62	.56	.51	.60	.54	.50	.48
6.0	.60	.52	.46	.59	.52	.46	.58	.51	.45	.56	.50	.45	.54	.49	.44	.42
7.0	.55	.47	.41	.54	.46	.41	.53	.45	.40	.51	.45	.40	.50	.44	.40	.38
8.0	.50	.42	.36	.49	.42	.36	.48	.41	.36	.47	.40	.36	.46	.40	.36	.34
9.0	.46	.38	.33	.46	.38	.33	.44	.37	.33	.43	.37	.32	.42	.36	.32	.30
10.0	.43	.35	.30	.42	.35	.30	.41	.34	.30	.40	.34	.29	.39	.33	.29	.28



C Range: 0 - 360DEG  
 C Interval: 15.0DEG  
 Test Speed: HIGH  
 Temperature:25.3DEG  
 Operators:  
 Test Date:2022-03-01

g Range: 0 - 180DEG  
 g Interval: 5.0DEG  
 Test System:EVERFINE GO-2000B\_V1 SYSTEM V2.00.426  
 Humidity:65.0%  
 Test Distance:8.000m [K=1.0000]  
 Remarks:

WEC AND CCEC

Test:U:120.11V I:0.0939A P:9.3075W PF:0.8256 Freq:59.98Hz Lamp Flux:686.635x1 lm		
NAME: LED DOWNLIGHT	TYPE:	WEIGHT:
SPEC.:	DIM.:	SERIAL No.:
MFR.: ASD LIGHTING CORP	SUR.:	Shielding Angle:

r cc	80%			70%			50%			30%			10%			0
r w	50%	30%	10%	50%	30%	10%	50%	30%	10%	50%	30%	10%	50%	30%	10%	0
r fc	20%			20%			20%			20%			20%			0
RCR	RCR:Room Cavity Ratio						Wall Exitance Coefficients(WEC)									
0.0																
1.0	.262	.149	.047	.255	.145	.046	.241	.138	.044	.229	.132	.042	.217	.126	.041	
2.0	.255	.140	.043	.249	.137	.042	.237	.132	.041	.226	.127	.040	.216	.122	.039	
3.0	.242	.129	.039	.237	.127	.038	.226	.123	.037	.216	.119	.036	.207	.115	.036	
4.0	.228	.118	.035	.223	.117	.034	.213	.113	.034	.205	.110	.033	.197	.107	.033	
5.0	.213	.109	.032	.209	.107	.031	.201	.105	.031	.193	.102	.030	.186	.099	.030	
6.0	.200	.100	.029	.196	.099	.029	.189	.097	.028	.182	.094	.028	.175	.092	.027	
7.0	.188	.093	.026	.184	.092	.026	.178	.090	.026	.171	.088	.026	.166	.086	.025	
8.0	.177	.086	.024	.173	.085	.024	.168	.084	.024	.162	.082	.024	.157	.080	.023	
9.0	.166	.081	.022	.164	.080	.022	.158	.078	.022	.153	.077	.022	.148	.075	.022	
10.0	.157	.075	.021	.155	.075	.021	.150	.073	.021	.145	.072	.020	.141	.071	.020	

r cc	80%			70%			50%			30%			10%			0
r w	50%	30%	10%	50%	30%	10%	50%	30%	10%	50%	30%	10%	50%	30%	10%	0
r fc	20%			20%			20%			20%			20%			0
RCR	RCR:Room Cavity Ratio						Ceiling Cavity Exitance Coefficients(CCEC)									
0.0	.198	.198	.198	.169	.169	.169	.115	.115	.115	.066	.066	.066	.021	.021	.021	
1.0	.184	.164	.145	.158	.141	.125	.108	.097	.087	.062	.056	.050	.020	.018	.016	
2.0	.175	.139	.110	.150	.120	.095	.103	.083	.066	.059	.048	.039	.019	.016	.013	
3.0	.166	.121	.086	.143	.105	.074	.098	.073	.052	.057	.043	.031	.018	.014	.010	
4.0	.159	.108	.069	.136	.093	.060	.094	.065	.042	.054	.038	.025	.017	.012	.008	
5.0	.152	.097	.057	.130	.084	.050	.090	.059	.035	.052	.035	.021	.017	.011	.007	
6.0	.145	.089	.049	.125	.077	.042	.086	.054	.030	.050	.032	.018	.016	.010	.006	
7.0	.139	.082	.042	.119	.071	.037	.082	.050	.026	.048	.029	.015	.015	.010	.005	
8.0	.133	.076	.037	.114	.066	.033	.079	.046	.023	.046	.027	.014	.015	.009	.005	
9.0	.127	.071	.034	.109	.062	.029	.076	.043	.021	.044	.026	.012	.014	.008	.004	
10.0	.122	.067	.031	.105	.058	.027	.073	.041	.019	.042	.024	.011	.014	.008	.004	

C Range: 0 - 360DEG  
 C Interval: 15.0DEG  
 Test Speed: HIGH  
 Temperature:25.3DEG  
 Operators:  
 Test Date:2022-03-01

g Range: 0 - 180DEG  
 g Interval: 5.0DEG  
 Test System:EVERFINE GO-2000B\_V1 SYSTEM V2.00.426  
 Humidity:65.0%  
 Test Distance:8.000m [K=1.0000]  
 Remarks:

UGR(Unified Glare Rating) Table

Test:U:120.11V I:0.0939A P:9.3075W PF:0.8256 Freq:59.98Hz Lamp Flux:686.635x1 lm										
NAME: LED DOWNLIGHT					TYPE:			WEIGHT:		
SPEC.:					DIM.:			SERIAL No.:		
MFR.: ASD LIGHTING CORP					SUR.:			Shielding Angle:		
ceiling/cavity	0.7	0.7	0.5	0.5	0.3	0.7	0.7	0.5	0.5	0.3
walls	0.5	0.3	0.5	0.3	0.3	0.5	0.3	0.5	0.3	0.3
working plane	0.2	0.2	0.2	0.2	0.2	0.2	0.2	0.2	0.2	0.2
Room dimensions	Viewed crosswise					Viewed endwise				
x = 2H y = 2H	16.1	17.6	16.4	17.9	18.2	15.4	16.9	15.8	17.3	17.6
3H	16.8	18.2	17.2	18.5	18.9	15.8	17.2	16.2	17.5	17.9
4H	16.9	18.2	17.3	18.5	18.9	15.8	17.1	16.3	17.5	17.9
6H	16.9	18.1	17.3	18.4	18.9	15.8	17.0	16.3	17.4	17.8
8H	16.9	18.0	17.3	18.4	18.8	15.8	16.9	16.3	17.3	17.8
12H	16.9	17.9	17.3	18.3	18.8	15.8	16.8	16.2	17.2	17.7
4H 2H	16.3	17.6	16.7	17.9	18.3	15.9	17.2	16.3	17.5	17.9
3H	17.2	18.2	17.6	18.6	19.1	16.4	17.4	16.8	17.8	18.2
4H	17.2	18.2	17.7	18.6	19.1	16.4	17.3	16.8	17.8	18.2
6H	17.3	18.1	17.7	18.5	19.0	16.4	17.2	16.9	17.7	18.2
8H	17.3	18.0	17.7	18.5	19.0	16.4	17.1	16.9	17.6	18.1
12H	17.2	17.9	17.7	18.4	18.9	16.4	17.0	16.9	17.5	18.0
8H 4H	17.2	17.9	17.7	18.4	18.9	16.4	17.2	16.9	17.6	18.1
6H	17.2	17.8	17.7	18.3	18.8	16.4	17.1	17.0	17.6	18.1
8H	17.2	17.8	17.7	18.3	18.8	16.4	17.0	17.0	17.5	18.0
12H	17.2	17.7	17.7	18.2	18.8	16.4	16.9	16.9	17.4	18.0
12H 4H	17.2	17.8	17.7	18.3	18.8	16.4	17.1	16.9	17.6	18.0
6H	17.2	17.7	17.7	18.2	18.8	16.4	17.0	17.0	17.5	18.0
8H	17.2	17.7	17.7	18.2	18.8	16.4	16.9	16.9	17.4	18.0
CIE190: 2010										

CIE190: 2010  
Area: 0.1 m2

C Range: 0 - 360DEG  
C Interval: 15.0DEG  
Test Speed: HIGH  
Temperature:25.3DEG  
Operators:  
Test Date:2022-03-01

g Range: 0 - 180DEG  
g Interval: 5.0DEG  
Test System:EVERFINE GO-2000B\_V1 SYSTEM V2.00.426  
Humidity:65.0%  
Test Distance:8.000m [K=1.0000]  
Remarks:

UTILIZATION FACTORS TABLE

Test:U:120.11V I:0.0939A P:9.3075W PF:0.8256 Freq:59.98Hz Lamp Flux:686.635x1 lm		
NAME: LED DOWNLIGHT	TYPE:	WEIGHT:
SPEC.:	DIM.:	SERIAL No.:
MFR.: ASD LIGHTING CORP	SUR.:	Shielding Angle:

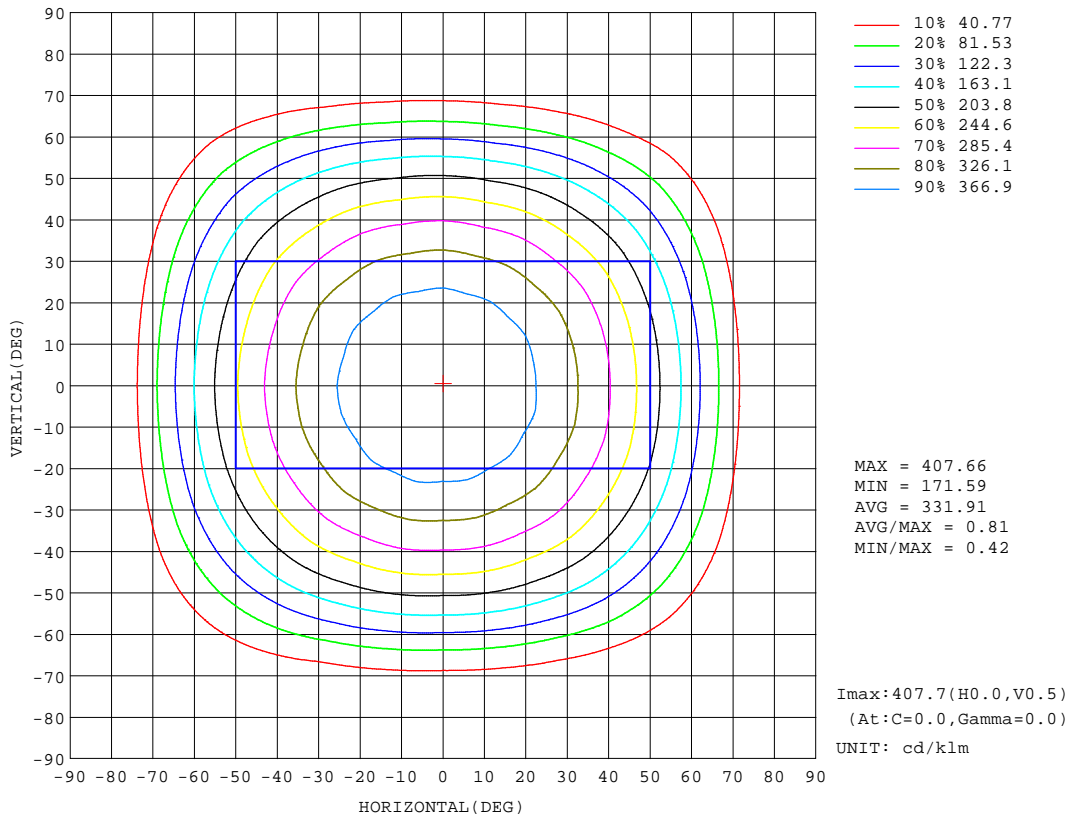
REFLECTANCE										
Ceiling	0.8	0.8	0.8	0.7	0.7	0.7	0.5	0.5	0.5	0
Walls	0.7	0.5	0.3	0.7	0.5	0.3	0.7	0.5	0.3	0
Working plane	0.2	0.2	0.2	0.2	0.2	0.2	0.2	0.2	0.2	0
ROOM INDEX	UTILIZATION FACTORS (PERCENT) $k(RI) \times RCR = 5$									
k = 0.60	61	50	43	60	50	43	59	49	43	37
0.80	71	61	54	70	60	54	69	59	53	47
1.00	80	70	63	79	69	63	77	71	63	56
1.25	87	78	71	86	77	71	83	76	70	63
1.50	92	83	77	90	82	77	87	81	75	68
2.00	98	91	85	97	90	85	93	87	83	76
2.50	102	95	90	100	94	89	96	91	87	79
3.00	105	99	94	103	97	93	99	94	91	83
4.00	108	103	99	106	101	98	102	98	95	86
5.00	110	106	103	108	104	101	103	100	98	89
ROOM INDEX	UF(total)									Direct
According to DIN EN 13032-2 2004			Suspended				SHRNOM = 1.25			

C Range: 0 - 360DEG  
 C Interval: 15.0DEG  
 Test Speed: HIGH  
 Temperature: 25.3DEG  
 Operators:  
 Test Date: 2022-03-01

g Range: 0 - 180DEG  
 g Interval: 5.0DEG  
 Test System: EVERFINE GO-2000B\_V1 SYSTEM V2.00.426  
 Humidity: 65.0%  
 Test Distance: 8.000m [K=1.0000]  
 Remarks:

ISOCANDELA DIAGRAM

Test:U:120.11V I:0.0939A P:9.3075W PF:0.8256 Freq:59.98Hz Lamp Flux:686.635x1 lm		
NAME: LED DOWNLIGHT	TYPE:	WEIGHT:
SPEC.:	DIM.:	SERIAL No.:
MFR.: ASD LIGHTING CORP	SUR.:	Shielding Angle:



C Range: 0 - 360DEG  
 C Interval: 15.0DEG  
 Test Speed: HIGH  
 Temperature:25.3DEG  
 Operators:  
 Test Date:2022-03-01

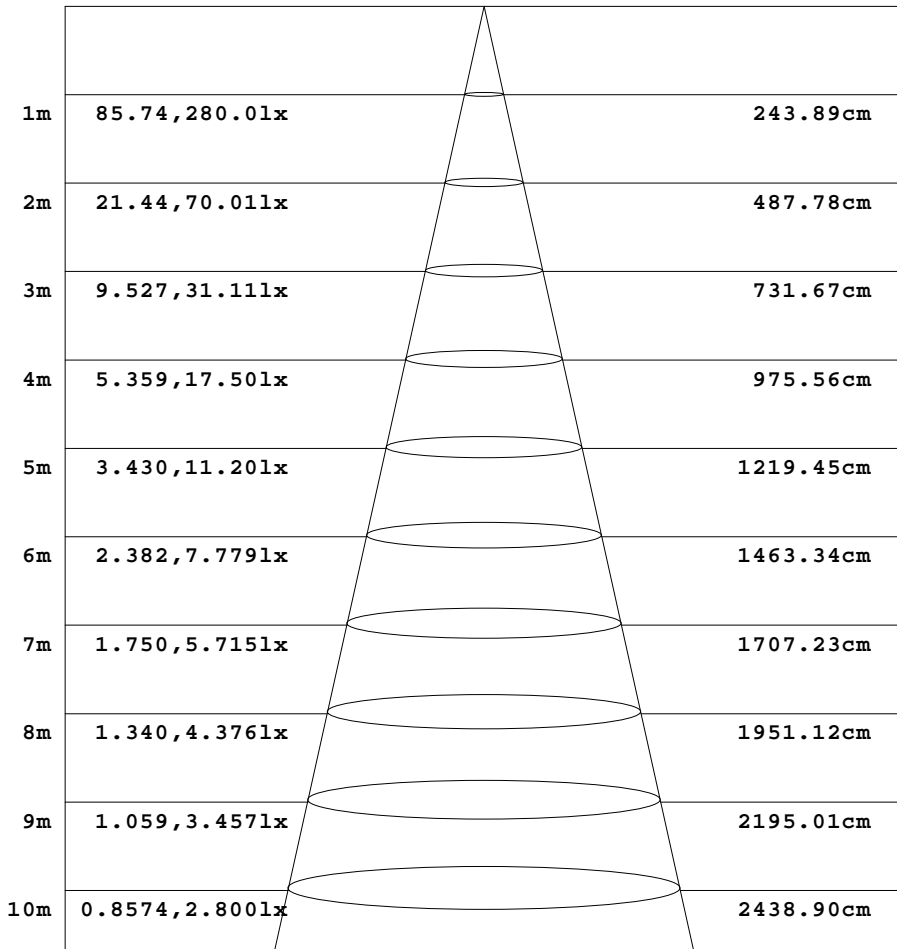
g Range: 0 - 180DEG  
 g Interval: 5.0DEG  
 Test System:EVERFINE GO-2000B\_V1 SYSTEM V2.00.426  
 Humidity:65.0%  
 Test Distance:8.000m [K=1.0000]  
 Remarks:



AAI Figure

Test:U:120.11V I:0.0939A P:9.3075W PF:0.8256 Freq:59.98Hz Lamp Flux:686.635x1 lm		
NAME: LED DOWNLIGHT	TYPE:	WEIGHT:
SPEC.:	DIM.:	SERIAL No.:
MFR.: ASD LIGHTING CORP	SUR.:	Shielding Angle:

Flux out:549.4 lm



Height                      Eavg, Emax                      Angle:101.29deg                      Diameter

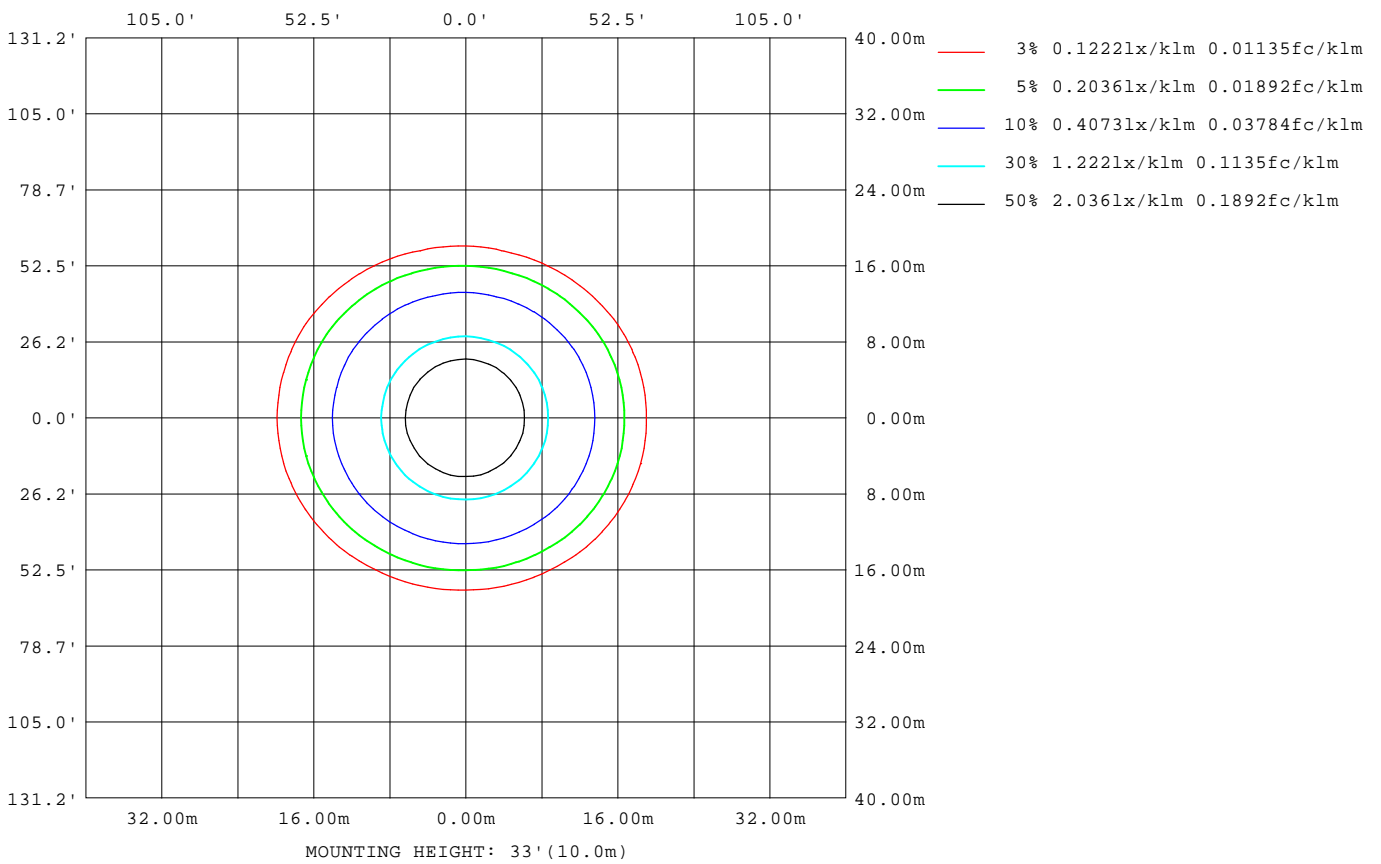
Note:The Curves indicate the illuminated area and the average illumination when the luminaire is at different distance.

C Range: 0 - 360DEG  
 C Interval: 15.0DEG  
 Test Speed: HIGH  
 Temperature:25.3DEG  
 Operators:  
 Test Date:2022-03-01

g Range: 0 - 180DEG  
 g Interval: 5.0DEG  
 Test System:EVERFINE GO-2000B\_V1 SYSTEM V2.00.426  
 Humidity:65.0%  
 Test Distance:8.000m [K=1.0000]  
 Remarks:

ISOLUX DIAGRAM

Test:U:120.11V I:0.0939A P:9.3075W PF:0.8256 Freq:59.98Hz Lamp Flux:686.635x1 lm		
NAME: LED DOWNLIGHT	TYPE:	WEIGHT:
SPEC.:	DIM.:	SERIAL No.:
MFR.: ASD LIGHTING CORP	SUR.:	Shielding Angle:



C Range: 0 - 360DEG  
 C Interval: 15.0DEG  
 Test Speed: HIGH  
 Temperature: 25.3DEG  
 Operators:  
 Test Date: 2022-03-01

g Range: 0 - 180DEG  
 g Interval: 5.0DEG  
 Test System: EVERFINE GO-2000B\_V1 SYSTEM V2.00.426  
 Humidity: 65.0%  
 Test Distance: 8.000m [K=1.0000]  
 Remarks:

## LED Avg.L Report

Test:U:120.11V I:0.0939A P:9.3075W PF:0.8256 Freq:59.98Hz Lamp Flux:686.635x1 lm		
NAME: LED DOWNLIGHT	TYPE:	WEIGHT:
SPEC.:	DIM.:	SERIAL No.:
MFR.: ASD LIGHTING CORP	SUR.:	Shielding Angle:

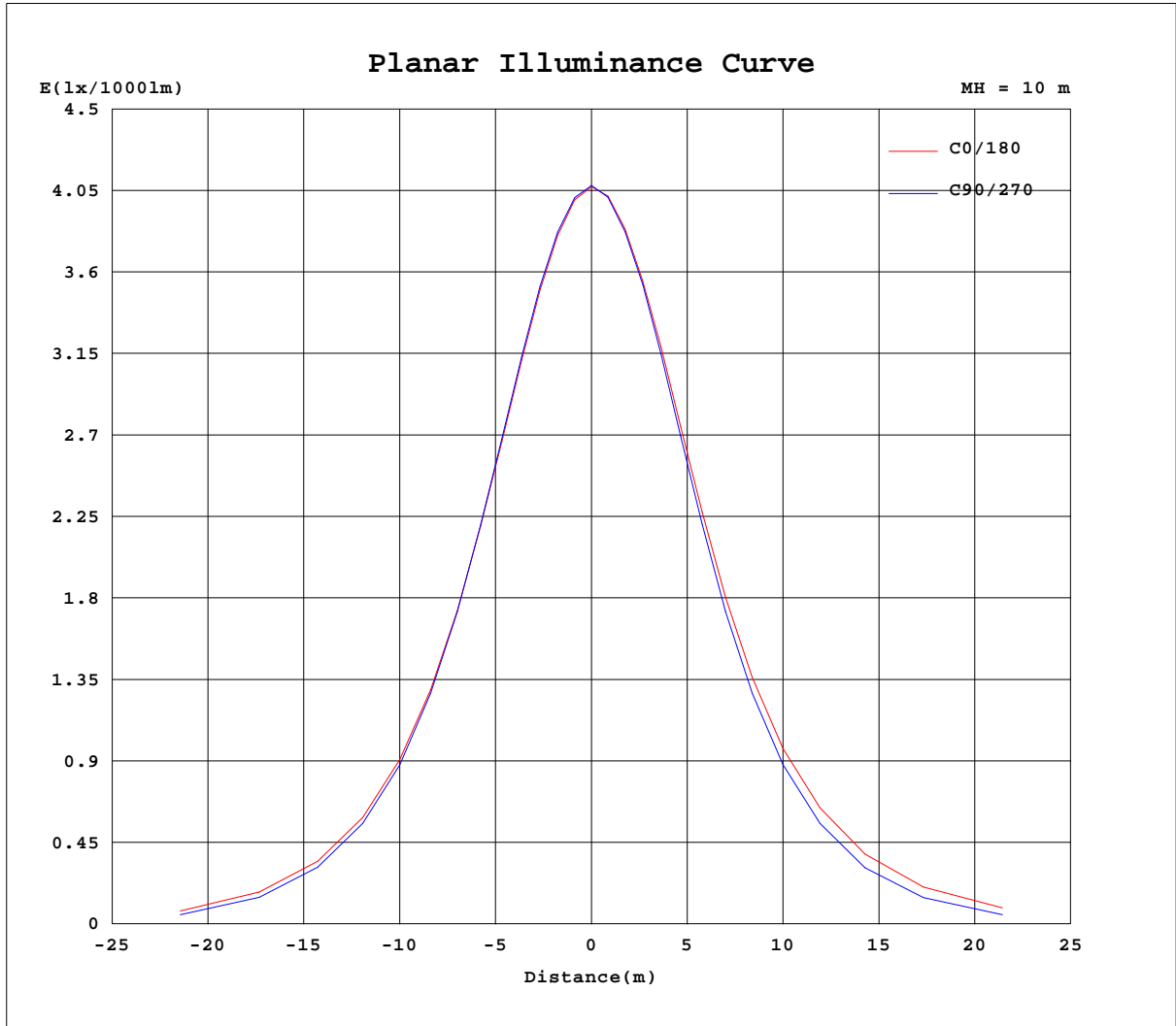
AvgL	cd/m2
L_0~180(65)av	1745
L_0~180(75)av	650
L_0~180(85)av	388
L_90~270(65)av	1125
L_90~270(75)av	383
L_90~270(85)av	122
L_45(65)av	1446
L_45(75)av	456
L_45(85)av	213

Standard: GB/T 29293-2012

C Range: 0 - 360DEG  
C Interval: 15.0DEG  
Test Speed: HIGH  
Temperature:25.3DEG  
Operators:  
Test Date:2022-03-01

g Range: 0 - 180DEG  
g Interval: 5.0DEG  
Test System:EVERFINE GO-2000B\_V1 SYSTEM V2.00.426  
Humidity:65.0%  
Test Distance:8.000m [K=1.0000]  
Remarks:

Planar Illuminance Curve



C Range: 0 - 360DEG  
 C Interval: 15.0DEG  
 Test Speed: HIGH  
 Temperature: 25.3DEG  
 Operators:  
 Test Date: 2022-03-01

g Range: 0 - 180DEG  
 g Interval: 5.0DEG  
 Test System: EVERFINE GO-2000B\_V1 SYSTEM V2.00.426  
 Humidity: 65.0%  
 Test Distance: 8.000m [K=1.0000]  
 Remarks:

LUMINOUS DISTRIBUTION INTENSITY DATA

Test:U:120.11V I:0.0939A P:9.3075W PF:0.8256 Freq:59.98Hz Lamp Flux:686.635x1 lm		
NAME: LED DOWNLIGHT	TYPE:	WEIGHT:
SPEC.:	DIM.:	SERIAL No.:
MFR.: ASD LIGHTING CORP	SUR.:	Shielding Angle:

Table--1

UNIT: cd/klm

C(DEG) g (DEG)	0	15	30	45	60	75	90	105	120	135	150	165	180	195	210	225	240	255	270
0	407	407	407	407	407	407	407	407	407	407	407	407	407	407	407	407	407	407	407
5	405	405	405	405	405	406	405	406	406	406	406	406	407	407	407	406	407	406	406
10	398	399	399	399	399	400	400	401	401	401	401	402	402	402	402	401	402	400	400
15	388	389	389	390	390	392	390	392	392	393	393	394	394	393	394	393	393	391	392
20	375	377	376	378	377	379	377	380	379	382	381	383	384	381	383	380	382	379	379
25	358	360	359	361	360	362	360	364	363	366	365	368	369	367	368	365	365	361	361
30	338	340	339	340	338	340	339	342	343	346	347	350	351	348	349	345	345	340	340
35	315	317	315	316	313	315	313	317	318	323	324	327	329	326	327	321	320	315	314
40	288	290	287	287	284	285	283	288	289	296	298	302	303	301	300	294	292	285	283
45	257	259	256	255	250	250	249	254	257	264	267	273	274	272	270	263	259	250	249
50	222	223	220	218	212	211	209	215	219	228	233	239	242	238	236	227	221	212	209
55	184	185	181	177	171	168	166	172	178	188	196	202	205	201	198	189	180	170	165
60	142	142	138	132	124	120	118	124	131	143	153	161	164	161	156	145	133	122	117
65	95.8	96.2	91.4	84.5	75.2	71.3	69.7	74.6	81.8	95.1	107	116	119	116	110	97.0	84.5	73.4	68.9
70	51.0	51.6	47.2	41.0	33.9	31.8	31.2	34.1	38.5	48.7	59.7	69.1	72.2	69.7	64.0	51.0	40.6	33.2	30.9
75	18.4	18.8	17.4	15.7	14.3	14.2	14.4	15.0	15.6	18.8	23.6	28.9	30.7	29.1	25.9	19.6	16.2	14.8	14.5
80	9.71	9.71	9.13	8.73	8.13	8.07	8.02	8.56	9.00	10.1	10.8	11.7	12.0	11.8	11.2	10.2	9.38	8.53	8.12
85	3.82	3.69	2.79	2.17	1.56	1.55	1.53	1.94	2.24	3.25	4.17	5.44	6.02	5.68	4.85	3.60	2.69	1.86	1.57
90	0.29	0.31	0.27	0.25	0.22	0.19	0.20	0.20	0.20	0.23	0.28	0.28	0.38	0.30	0.28	0.24	0.18	0.14	0.14
95	0.48	0.46	0.43	0.42	0.39	0.35	0.36	0.37	0.35	0.37	0.38	0.39	0.34	0.32	0.28	0.29	0.28	0.25	0.26
100	0.70	0.65	0.64	0.63	0.60	0.58	0.59	0.58	0.57	0.59	0.61	0.59	0.53	0.50	0.45	0.45	0.43	0.43	0.42
105	0.90	0.88	0.86	0.85	0.84	0.83	0.83	0.83	0.83	0.83	0.83	0.81	0.72	0.69	0.65	0.66	0.65	0.64	0.66
110	1.12	1.10	1.08	1.09	1.08	1.06	1.09	1.10	1.07	1.06	1.05	1.01	0.93	0.92	0.89	0.89	0.89	0.90	0.92
115	1.35	1.33	1.31	1.31	1.31	1.29	1.32	1.32	1.29	1.28	1.27	1.23	1.15	1.13	1.11	1.14	1.14	1.16	1.19
120	1.58	1.55	1.54	1.54	1.54	1.52	1.55	1.54	1.51	1.49	1.49	1.47	1.38	1.36	1.34	1.38	1.39	1.40	1.44
125	1.80	1.78	1.77	1.75	1.77	1.74	1.78	1.76	1.74	1.71	1.71	1.69	1.61	1.59	1.56	1.59	1.62	1.65	1.67
130	2.01	1.99	1.96	1.96	1.96	1.95	1.98	1.96	1.93	1.92	1.91	1.90	1.83	1.79	1.78	1.79	1.83	1.84	1.87
135	2.18	2.15	2.14	2.07	2.15	2.14	2.16	2.15	2.11	1.95	2.07	2.08	2.00	1.98	1.94	1.89	2.03	2.03	2.06
140	2.34	2.32	2.25	2.22	2.21	2.30	2.33	2.31	2.28	2.13	2.16	2.23	2.15	2.13	2.07	2.08	2.17	2.20	2.16
145	2.46	2.43	2.42	2.41	2.44	2.36	2.39	2.36	2.44	2.31	2.33	2.34	2.26	2.24	2.23	2.26	2.33	2.32	2.40
150	2.63	2.60	2.60	2.58	2.55	2.55	2.58	2.55	2.50	2.50	2.54	2.52	2.47	2.41	2.42	2.45	2.43	2.43	2.51
155	2.78	2.75	2.75	2.74	2.72	2.71	2.73	2.74	2.68	2.69	2.70	2.68	2.64	2.60	2.59	2.64	2.62	2.64	2.65
160	2.91	2.90	2.93	2.92	2.87	2.90	2.97	2.94	2.83	2.88	2.90	2.85	2.78	2.79	2.78	2.83	2.80	2.83	2.90
165	3.03	3.02	3.05	3.05	3.01	3.05	3.10	3.04	2.96	3.00	3.03	2.99	2.95	2.92	2.94	2.97	2.95	2.95	3.04
170	3.14	3.14	3.13	3.14	3.14	3.14	3.13	3.12	3.08	3.10	3.12	3.12	3.06	3.05	3.05	3.07	3.06	3.06	3.09
175	3.22	3.21	3.23	3.24	3.24	3.22	3.23	3.23	3.21	3.22	3.21	3.21	3.18	3.17	3.19	3.21	3.19	3.19	3.17
180	3.26	3.24	3.27	3.29	3.28	3.27	3.28	3.28	3.27	3.27	3.27	3.26	3.25	3.23	3.24	3.30	3.28	3.28	3.26

C Range: 0 - 360DEG  
 C Interval: 15.0DEG  
 Test Speed: HIGH  
 Temperature:25.3DEG  
 Operators:  
 Test Date:2022-03-01

g Range: 0 - 180DEG  
 g Interval: 5.0DEG  
 Test System:EVERFINE GO-2000B\_V1 SYSTEM V2.00.426  
 Humidity:65.0%  
 Test Distance:8.000m [K=1.0000]  
 Remarks:

LUMINOUS DISTRIBUTION INTENSITY DATA

Test:U:120.11V I:0.0939A P:9.3075W PF:0.8256 Freq:59.98Hz Lamp Flux:686.635x1 lm		
NAME: LED DOWNLIGHT	TYPE:	WEIGHT:
SPEC.:	DIM.:	SERIAL No.:
MFR.: ASD LIGHTING CORP	SUR.:	Shielding Angle:

Table--2

UNIT: cd/klm

C(DEG) g (DEG)	285	300	315	330	345														
0	407	407	407	407	407														
5	406	405	405	405	405														
10	399	399	398	399	398														
15	390	392	389	390	388														
20	377	378	376	377	375														
25	359	360	358	361	359														
30	337	339	337	340	339														
35	311	313	312	316	315														
40	281	283	283	288	287														
45	246	249	250	256	256														
50	207	211	213	220	221														
55	164	168	173	180	183														
60	116	121	127	136	141														
65	67.3	72.2	79.4	89.9	94.9														
70	29.6	32.2	37.1	45.7	50.3														
75	14.1	14.2	14.8	17.1	18.3														
80	7.80	8.06	8.26	9.01	9.46														
85	1.30	1.51	1.81	2.67	3.39														
90	0.16	0.18	0.19	0.22	0.22														
95	0.29	0.30	0.31	0.34	0.37														
100	0.45	0.47	0.53	0.55	0.60														
105	0.70	0.73	0.79	0.82	0.83														
110	0.96	1.00	1.05	1.06	1.03														
115	1.25	1.26	1.28	1.27	1.25														
120	1.49	1.49	1.49	1.50	1.47														
125	1.71	1.70	1.70	1.71	1.69														
130	1.93	1.91	1.91	1.92	1.89														
135	2.11	2.10	2.02	1.98	2.08														
140	2.26	2.26	2.14	2.16	2.23														
145	2.43	2.43	2.32	2.34	2.33														
150	2.48	2.47	2.50	2.50	2.50														
155	2.70	2.68	2.67	2.66	2.67														
160	2.91	2.85	2.88	2.89	2.83														
165	3.05	2.99	3.02	3.01	2.97														
170	3.13	3.13	3.11	3.11	3.10														
175	3.22	3.24	3.22	3.22	3.21														
180	3.28	3.28	3.29	3.29	3.24														

C Range: 0 - 360DEG  
 C Interval: 15.0DEG  
 Test Speed: HIGH  
 Temperature:25.3DEG  
 Operators:  
 Test Date:2022-03-01

g Range: 0 - 180DEG  
 g Interval: 5.0DEG  
 Test System:EVERFINE GO-2000B\_V1 SYSTEM V2.00.426  
 Humidity:65.0%  
 Test Distance:8.000m [K=1.0000]  
 Remarks: