



# LED UNDER CABINET SWIVEL LIGHT

► **DESIGN** -LED UNDER CABINET LINEAR LIGHT is perfect for a hidden backlight. The built-in Hi/Low switch provides 100% and 50% brightness. The acrylic lens with a 110° beam angle and CRI90+ grants you even light distribution. It is designed to operate on 120V circuits.

► **COLOR SELECTABLE**- You can choose either a 2,700K soft white, 3,000K warm white, or 4,000K cool white color temperature.

► **DIMMING**- Smooth triac dimming capabilities ranging from 10% to 100% with modern LED dimmers allow you to control the look and feel of your space.

► **INSTALLATION** - These fixtures can be installed as a plug-in or hardwired and also have the option of being linked together or installed separately. It is also Damp Locations rated.

► **ADVANTAGES** - With a lifespan of 50,000 hours, these fixtures are made to last decades under normal operation! ASD provides a 5-year limited warranty along with ETL and Energy Star certifications to guarantee top quality products and safety!

Catalog number	
Notes	
Type	



Finish:  White  Bronze

Model	Size	Watts	Voltage	Dimmable	Lumens	CCT	Finish	Dimensions (LxWxH)
ASD-UCS-9D3CC-WH	9 inch	3W	120 V	TRIAC	up to 247 lm	3CCT (2,700/3,000/4,000 K)	White	9" x 3-5/8" x 1"
ASD-UCS-12D5CC-WH	12 inch	5W	120 V	TRIAC	up to 317 lm	3CCT (2,700/3,000/4,000 K)	White	12" x 3-5/8" x 1"
ASD-UCS-12D5CC-BZ	12 inch	5W	120 V	TRIAC	up to 317 lm	3CCT (2,700/3,000/4,000 K)	Bronze	12" x 3-5/8" x 1"
ASD-UCS-18D8CC-WH	18 inch	8W	120 V	TRIAC	up to 613 lm	3CCT (2,700/3,000/4,000 K)	White	18" x 3-5/8" x 1"
ASD-UCS-18D8CC-BZ	18 inch	8W	120 V	TRIAC	up to 613 lm	3CCT (2,700/3,000/4,000 K)	Bronze	18" x 3-5/8" x 1"
ASD-UCS-24D12CC-WH	24 inch	12W	120 V	TRIAC	up to 850 lm	3CCT (2,700/3,000/4,000 K)	White	24" x 3-5/8" x 1"
ASD-UCS-24D12CC-BZ	24 inch	12W	120 V	TRIAC	up to 850 lm	3CCT (2,700/3,000/4,000 K)	Bronze	24" x 3-5/8" x 1"
ASD-UCS-32D16CC-WH	32 inch	16W	120 V	TRIAC	up to 1,328 lm	3CCT (2,700/3,000/4,000 K)	White	31-7/8" x 3-5/8" x 1"
ASD-UCS-32D16CC-BZ	32 inch	16W	120 V	TRIAC	up to 1,328 lm	3CCT (2,700/3,000/4,000 K)	Bronze	31-7/8" x 3-5/8" x 1"
ASD-UCS-40D20CC-WH	40 inch	20W	120 V	TRIAC	up to 1,509 lm	3CCT (2,700/3,000/4,000 K)	White	40-3/16" x 3-5/8" x 1"
ASD-UCS-48D24CC-WH	48 inch	24W	120 V	TRIAC	up to 1,744 lm	3CCT (2,700/3,000/4,000 K)	White	48" x 3-5/8" x 1"

For detailed luminous flux information please refer to Annex 1.

## ANNEX 1

Model	Watts	2,700 K	3,000 K	4,000 K
ASD-UCS-9D3CC-WH	3W	226 lm	240 lm	247 lm
ASD-UCS-12D5CC-WH ASD-UCS-12D5CC-BZ	5W	350 lm	314 lm	317 lm
ASD-UCS-18D8CC-WH ASD-UCS-18D8CC-BZ	8W	551 lm	584 lm	613 lm
ASD-UCS-24D12CC-WH ASD-UCS-24D12CC-BZ	12W	850 lm	610 lm	747 lm
ASD-UCS-32D16CC-WH ASD-UCS-32D16CC-BZ	16W	1,210 lm	1,266 lm	1,328lm
ASD-UCL-40D20CC-WH	20W	1,509 lm	1,430 lm	1,431 lm
ASD-UCS-48D24CC-WH	24W	1,650 lm	1,667 lm	1,744 lm

For most up-to-date spec sheets please refer to [asd-lighting.com](http://asd-lighting.com)



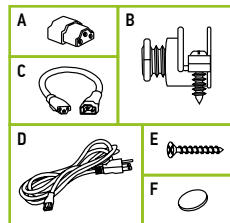
# LED UNDER CABINET SWIVEL LIGHT

## PRODUCT SPECIFICATIONS:

Construction & Materials		Electrical system			
Housing	Aluminum	Input voltage	120 V		
Lens	Plastic				
Finish	White, Bronze				
Weight	ASD-UCS-9D3CC-WH	1.3 lbs (0.6 kg)			
	ASD-UCS-12D5CC-WH	1.4 lbs (0.6 kg)			
	ASD-UCS-12D5CC-BZ				
	ASD-UCS-18D8CC-WH	1.9 lbs (0.9 kg)			
	ASD-UCS-18D8CC-BZ				
	ASD-UCS-24D12CC-WH	2.3 lbs (1 kg)			
	ASD-UCS-24D12CC-BZ				
	ASD-UCS-32D16CC-WH	3 lbs (1.4 kg)			
	ASD-UCS-32D16CC-BZ				
	ASD-UCS-40D20CC-WH	3.6 lbs (1.6 kg)			
ASD-UCS-48D24CC-WH	3.9 lbs (1.8 kg)				
<b>Environmental system</b>					
Work environment	Suitable for Damp Locations				
Operating temperature	-4°F to 122°F (-20°C to 50°C)				
L-70 Life	> 50,000 hrs				
<b>Optical system</b>					
Color temperature	3CCT switch (2,700/3,000/4,000 K), 3,000 K by default				
CRI	> 90				
<b>Dimming range</b>					
10-100%					
<b>Dimming compatible controls</b>					
Brand	Lutron				
Max input current	DV-603PG-WH	MACL-153M	DVL-600P		
	PD-6WCL-WH	DVCL-153P	DV-600P		
<b>Regular and voluntary certifications</b>					
5-year limited warranty					
UL certified E473804					
		Max input current	ASD-UCS-9D3CC-WH ASD-UCS-12D5CC-WH ASD-UCS-12D5CC-BZ ASD-UCS-18D8CC-WH ASD-UCS-18D8CC-BZ ASD-UCS-24D12CC-WH ASD-UCS-24D12CC-BZ ASD-UCS-32D16CC-WH ASD-UCS-32D16CC-BZ ASD-UCS-40D20CC-WH ASD-UCS-40D20CC-BZ ASD-UCS-48D24CC-WH ASD-UCS-48D24CC-BZ	0.03 A 0.1 A 0.15 A 0.23 A 0.03 A (0.5 S) 0.1 A (0.5 S) 0.15 A (0.5 S) 0.23 A (0.5 S)	
		Inrush current (Action time)	ASD-UCS-12D5CC-WH ASD-UCS-12D5CC-BZ ASD-UCS-18D8CC-WH ASD-UCS-18D8CC-BZ ASD-UCS-24D12CC-WH ASD-UCS-24D12CC-BZ ASD-UCS-32D16CC-WH ASD-UCS-32D16CC-BZ ASD-UCS-40D20CC-WH ASD-UCS-40D20CC-BZ ASD-UCS-48D24CC-WH	0.15 A (0.5 S) 0.23 A (0.5 S)	
		Off state power	0W		
		Power consumption	ASD-UCS-9D3CC-WH ASD-UCS-12D5CC-WH ASD-UCS-12D5CC-BZ ASD-UCS-18D8CC-WH ASD-UCS-18D8CC-BZ ASD-UCS-24D12CC-WH ASD-UCS-24D12CC-BZ ASD-UCS-32D16CC-WH ASD-UCS-32D16CC-BZ ASD-UCS-40D20CC-WH ASD-UCS-48D24CC-WH	3W 5W 8W 12W 16W 20W 24W	
			Power factor	> 0.9	
			Output voltage	120 V	
			Max output current	ASD-UCS-9D3CC-WH ASD-UCS-12D5CC-WH ASD-UCS-12D5CC-BZ ASD-UCS-18D8CC-WH ASD-UCS-18D8CC-BZ ASD-UCS-24D12CC-WH ASD-UCS-24D12CC-BZ ASD-UCS-32D16CC-WH ASD-UCS-32D16CC-BZ ASD-UCS-40D20CC-WH ASD-UCS-48D24CC-WH	0.1 A 0.288 A 0.419 A 0.438 A 0.516 A 0.473 A 0.54 A

## PACKAGE CONTENTS:

Description	Quantity
LED Under Cabinet Linear Light	1
End-to-end connector (A)	1
Romex connector (B)	1
6' linking cord (C)	1
6 ft power cord (D)	1
Screw (E)	2
Screw cap (F)	2
Box	1



For most up-to-date spec sheets please refer to [asd-lighting.com](http://asd-lighting.com)



# LED UNDER CABINET SWIVEL LIGHT

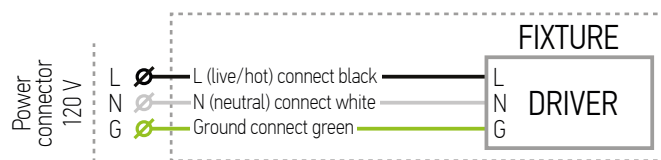
## INSTALLATION GUIDE

### IMPORTANT SAFETY INFORMATION:

Please read all the instructions below before installation.

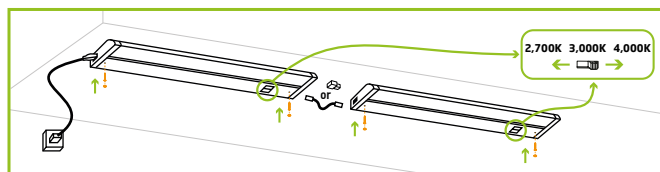
- ▶ Make sure that the supply voltage corresponds to the rated product voltage.
- ▶ The product must be installed by a qualified electrician in accordance with the National Electrical Code and corresponding local codes.
- ▶ If the product is damaged, do not use it.

### ELECTRICAL SCHEMATIC DIAGRAM:



### PLUG-IN INSTALLATION:

1. Attach the fixture to the surface using two screws.
2. Multiple fixtures can be linked together with the end to end connector or linking cord.
3. Choose the preferred color temperature and lighting mode by using the switch.



### ⚠ WARNING

**RISK OF PERSONAL INJURY** – READ and follow all WARNINGS and installation instructions. Keep or give to the owner for future reference.

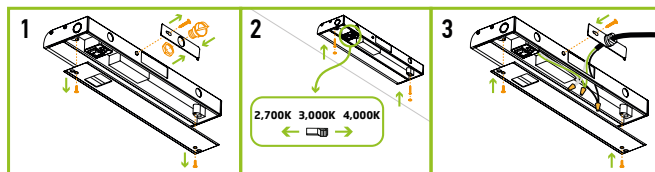
**Risk of cuts:** Wear gloves to prevent cuts or abrasions when removing from carton, handling, installing, and maintaining this product.

**Risk of electric shock:** This product must be installed in accordance with the applicable installation code by a person familiar with the construction and operation of the product and the hazards involved.

**Risk of Fire:** Minimum 194°F supply conductors. Consult a qualified electrician to ensure correct branch circuit conductor. ASD® assumes no responsibility for claims arising out of improper or careless installation or handling of this product.

### HARDWIRE INSTALLATION:

1. Remove the knock-out. Dismount the adapter plate by loosening the screw. Insert the romex connector into the open hole and secure it with the nut. Dismount the front plate of the fixture by loosening two screws.
2. Attach the fixture to the surface using two screws and cover holes with screw caps. Choose the preferred color temperature and lighting mode using the switch.
3. Pass the wires through the romex connector and tuck them into the fixture. Connect the wires inside the fixture: Black to Black, White to White, Green to Green. Secure the connection with wire nuts. Reattach the front plate and the adapter plate by tightening the screws. Multiple fixtures can be linked together with the end to end connector or linking cord.



\* Multiple fixtures with different sizes and wattages can be linked together, the total wattage must not exceed 200W.

## ORDERING INFORMATION

Model	UPC	Pcs. per carton	Carton size	Carton weight	GTIN 14
ASD-UCS-9D3CC-WH	810050738835	20	15.2" x 14.8" x 8.7"	27.9 lbs	10810050738832
ASD-UCS-12D5CC-WH	810050731102	20	18.1" x 14.8" x 8.7"	33.2 lbs	30810050731103
ASD-UCS-12D5CC-BZ	810050731119	20	18.1" x 14.8" x 8.7"	33.2 lbs	40810050731117
ASD-UCS-18D8CC-WH	810050731126	20	24" x 14.8" x 8.7"	41.8 lbs	30810050731127
ASD-UCS-18D8CC-BZ	810050731133	20	24" x 14.8" x 8.7"	41.8 lbs	40810050731131
ASD-UCS-24D12CC-WH	810050731140	12	30.1" x 9.1" x 8.7"	30.8 lbs	40810050731148
ASD-UCS-24D12CC-BZ	810050731157	20	30.1" x 14.8" x 8.7"	51.6 lbs	40810050731155
ASD-UCS-32D16CC-WH	810050733557	12	38.2" x 9.1" x 8.7"	38.5 lbs	50810050733552
ASD-UCS-32D16CC-BZ	810128110655	12	38.2" x 9.1" x 8.7"	38.5 lbs	10810128110652
ASD-UCS-40D20CC-WH	810050733564	6	43.7" x 7.7" x 10.2"	24.2 lbs	50810050733569
ASD-UCS-48D24CC-WH	810050738828	6	51.8" x 7.7" x 10.2"	27.8 lbs	20810050738822

For most up-to-date spec sheets please refer to [asd-lighting.com](http://asd-lighting.com)