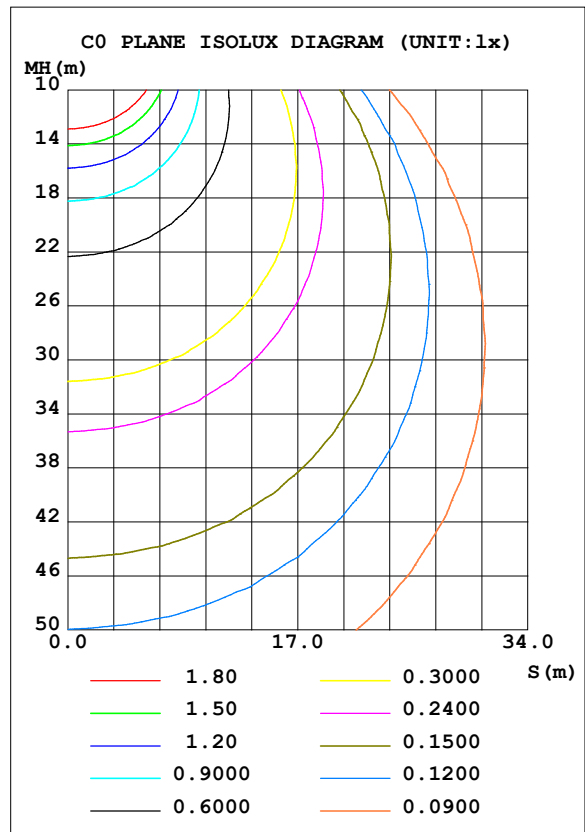
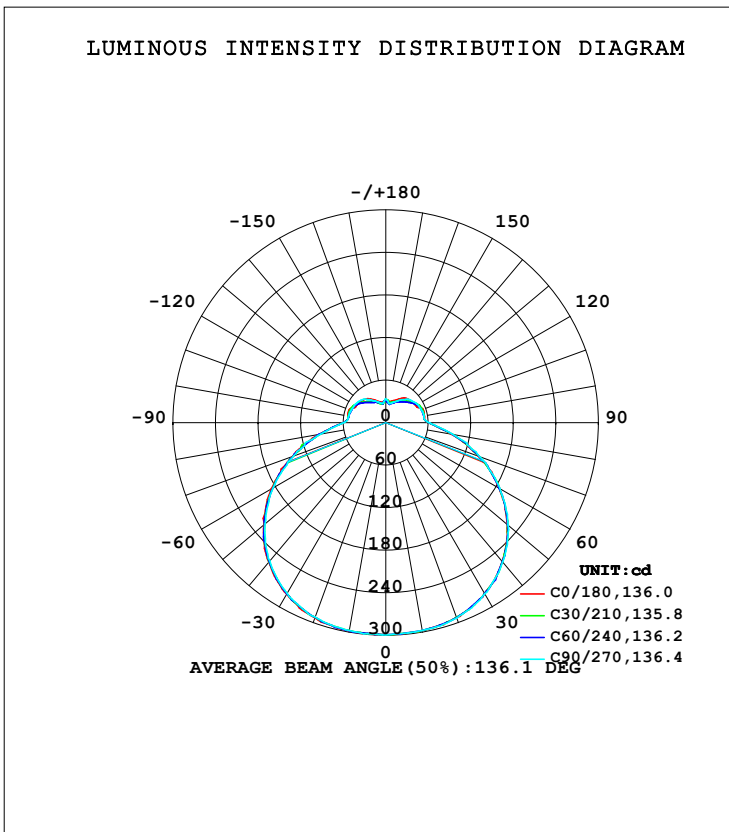


LUMINAIRE PHOTOMETRIC TEST REPORT

Test:U:120.13V I:0.2601A P:28.620W PF:0.9145 Freq:60.00Hz Lamp Flux:1446.81x1 lm		
NAME: ASD lighting Corp	TYPE:	WEIGHT:
SPEC.:ASD-LFC-AF-16D28-AC-NK-3000K	DIM.:	SERIAL No.:
MFR.: ASD lighting Corp	SUR.:0.38*0.38	Shielding Angle:

DATA OF LAMP		PHOTOMETRIC DATA Eff: 50.55 lm/W			
MODEIASD-LFC-AF-16D28-AC-NK		I _{max} (cd)	299.6	S/MH (C0/180)	1.39
NOMINAL POWER (W)	--	LOR (%)	100.0	S/MH (C90/270)	1.38
RATED VOLTAGE (V)	--	TOTAL FLUX (lm)	1446.8	□ UP, DN (C0-180)	10.4, 39.9
NOMINAL FLUX (lm)	1446.81	CIE CLASS	SEMI-D.	□ UP, DN (C180-360)	10.2, 39.6
LAMPS INSIDE	1	□ up (%)	20.5	CIBSE SHR NOM	1.50
TEST VOLTAGE (V)	--	□ down (%)	79.5	CIBSE SHR MAX	1.55



C Range: 0 - 360DEG
 C Interval: 30.0DEG
 Test Speed: HIGH
 Temperature: 25.3DEG
 Operators: admin
 Test Date: 2022-03-16

□ Range: 0 - 180DEG
 □ Interval: 1.0DEG
 Test System: EVERFINE GO-2000B_V1 SYSTEM V2.00.411
 Humidity: 65.0%
 Test Distance: 8.780m [K=1.0000]
 Remarks:

ZONAL FLUX DIAGRAM

ZONAL FLUX DIAGRAM:

mm	C0	C45	C90	C135	C180	C225	C270	C315	mm	□ zone	□ total	%lum, lamp
10	297.7	297.4	297.4	297.8	298.1	297.8	297.6	298.1	0- 10	28.48	28.48	1.97,1.97
20	292.3	292.2	293.0	292.8	292.8	292.2	291.8	291.9	10- 20	83.75	112.2	7.76,7.76
30	278.5	278.6	279.0	279.6	279.6	278.8	278.1	278.5	20- 30	132.4	244.7	16.9,16.9
40	255.8	256.0	256.5	257.1	256.8	256.1	254.8	255.4	30- 40	168.3	412.9	28.5,28.5
50	224.4	224.1	225.0	226.0	224.9	223.4	222.3	222.6	40- 50	186.2	599.2	41.4,41.4
60	186.5	184.5	186.0	186.2	186.9	184.0	182.8	183.2	50- 60	183.5	782.7	54.1,54.1
70	138.9	140.4	141.0	142.2	140.4	138.8	138.5	139.1	60- 70	161.4	944.1	65.3,65.3
80	93.76	95.61	95.62	95.98	95.11	94.78	92.85	92.65	70- 80	124.0	1068	73.8,73.8
90	60.24	60.83	61.29	60.75	60.24	60.05	59.46	59.16	80- 90	82.01	1150	79.5,79.5
100	55.45	54.82	54.92	54.32	54.48	53.47	53.31	53.15	90-100	60.53	1211	83.7,83.7
110	56.05	54.21	53.64	53.94	55.05	52.66	52.14	52.52	100-110	57.13	1268	87.6,87.6
120	48.95	51.44	51.91	51.25	48.19	50.08	50.54	50.31	110-120	51.75	1319	91.2,91.2
130	47.40	45.20	48.28	44.74	46.44	44.01	48.14	44.52	120-130	43.22	1363	94.2,94.2
140	44.98	39.50	42.96	39.15	43.97	38.32	43.18	39.47	130-140	33.56	1396	96.5,96.5
150	38.94	35.21	36.23	34.79	38.01	34.27	36.05	35.32	140-150	23.97	1420	98.2,98.2
160	33.32	30.56	30.60	30.79	32.00	29.98	30.97	31.29	150-160	15.47	1436	99.2,99.2
170	30.25	27.38	27.59	26.80	29.06	26.66	27.56	26.94	160-170	8.327	1444	99.8,99.8
180	33.75	31.35	33.98	31.64	33.76	31.33	33.99	31.62	170-180	2.816	1447	100,100
DEG	LUMINOUS INTENSITY:cd									UNIT:lm		

Conical surface Flux(90deg): 505.09 lm

%lum = 34.9%

%lamp = 34.9%

Conical surface Flux(120deg): 782.68 lm

%lum = 54.1%

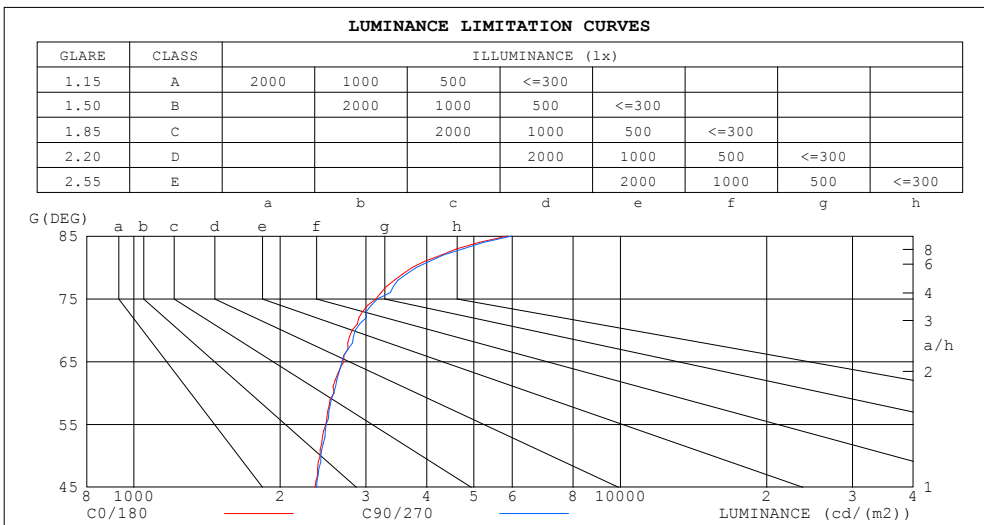
%lamp = 54.1%

C Range: 0 - 360DEG
 C Interval: 30.0DEG
 Test Speed: HIGH
 Temperature:25.3DEG
 Operators:admin
 Test Date:2022-03-16

□ Range: 0 - 180DEG
 □ Interval: 1.0DEG
 Test System:EVERFINE GO-2000B_V1 SYSTEM V2.00.411
 Humidity:65.0%
 Test Distance:8.780m [K=1.0000]
 Remarks:

LUMINANCE LIMITATION CURVES

Test:U:120.13V I:0.2601A P:28.620W PF:0.9145 Freq:60.00Hz Lamp Flux:1446.81x1 lm		
NAME: ASD lighting Corp	TYPE:	WEIGHT:
SPEC.:ASD-LFC-AF-16D28-AC-NK-3000K	DIM.:	SERIAL No.:
MFR.: ASD lighting Corp	SUR.:0.38*0.38	Shielding Angle:



LUMINANCE cd/(m2)		
G (DEG)	C0/180	C90/270
85	5863	5983
80	3739	3814
75	3148	3173
70	2812	2854
65	2703	2678
60	2582	2576
55	2485	2488
50	2417	2424
45	2359	2376

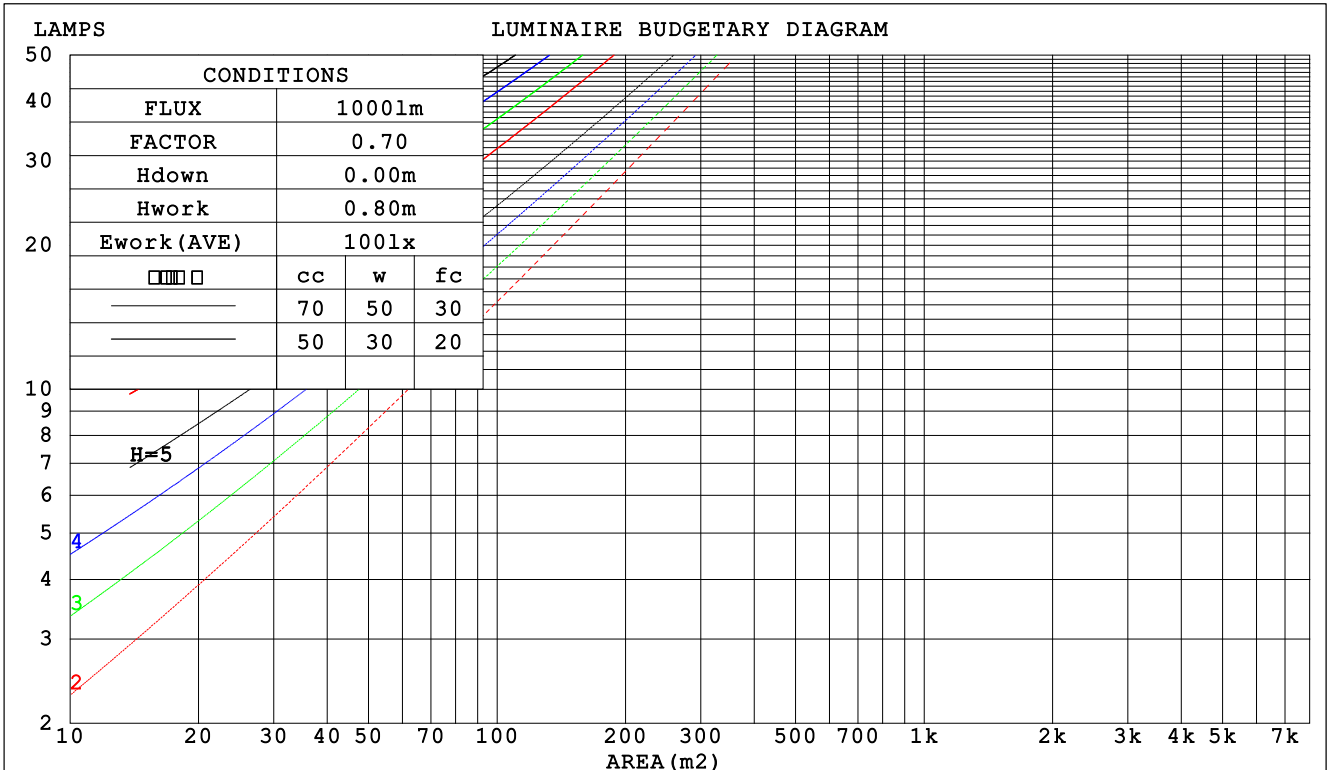
C Range: 0 - 360DEG
 C Interval: 30.0DEG
 Test Speed: HIGH
 Temperature:25.3DEG
 Operators:admin
 Test Date:2022-03-16

Range: 0 - 180DEG
 Interval: 1.0DEG
 Test System:EVERFINE GO-2000B_V1 SYSTEM V2.00.411
 Humidity:65.0%
 Test Distance:8.780m [K=1.0000]
 Remarks:

CU AND LUMINAIRE BUDGETARY ESTIMATE DIAGRAM

Test:U:120.13V I:0.2601A P:28.620W PF:0.9145 Freq:60.00Hz Lamp Flux:1446.81x1 lm		
NAME: ASD lighting Corp	TYPE:	WEIGHT:
SPEC.:ASD-LFC-AF-16D28-AC-NK-3000K	DIM.:	SERIAL No.:
MFR.: ASD lighting Corp	SUR.:0.38*0.38	Shielding Angle:

□cc	80%			70%			50%			30%			10%			0
□w	50%	30%	10%	50%	30%	10%	50%	30%	10%	50%	30%	10%	50%	30%	10%	0
□fc	20%			20%			20%			20%			20%			0
RCR	RCR:Room Cavity Ratio						Coefficients of Utilization(CU)									
0.0	1.14	1.14	1.14	1.09	1.09	1.09	.00	.00	.00	.91	.91	.91	.83	.83	.83	.79
1.0	.96	.91	.87	.92	.87	.83	.84	.80	.77	.76	.74	.71	.70	.67	.65	.62
2.0	.82	.75	.69	.79	.72	.66	.72	.66	.62	.65	.61	.57	.60	.56	.53	.49
3.0	.72	.63	.56	.68	.60	.54	.62	.56	.50	.57	.52	.47	.52	.47	.44	.41
4.0	.63	.54	.47	.60	.52	.45	.55	.48	.42	.50	.44	.40	.46	.41	.37	.34
5.0	.56	.46	.40	.53	.45	.38	.49	.42	.36	.45	.39	.34	.41	.36	.32	.29
6.0	.50	.41	.34	.48	.39	.33	.44	.37	.31	.40	.34	.29	.37	.32	.27	.25
7.0	.45	.36	.30	.43	.35	.29	.40	.33	.27	.37	.30	.26	.34	.28	.24	.22
8.0	.41	.32	.26	.39	.31	.26	.36	.29	.24	.33	.27	.23	.31	.25	.21	.19
9.0	.37	.29	.23	.36	.28	.23	.33	.26	.22	.31	.25	.20	.28	.23	.19	.17
10.0	.34	.26	.21	.33	.25	.20	.31	.24	.19	.28	.22	.18	.26	.21	.17	.15



C Range: 0 - 360DEG
 C Interval: 30.0DEG
 Test Speed: HIGH
 Temperature:25.3DEG
 Operators:admin
 Test Date:2022-03-16

□ Range: 0 - 180DEG
 □ Interval: 1.0DEG
 Test System:EVERFINE GO-2000B_V1 SYSTEM V2.00.411
 Humidity:65.0%
 Test Distance:8.780m [K=1.0000]
 Remarks:

WEC AND CCEC

Test:U:120.13V I:0.2601A P:28.620W PF:0.9145 Freq:60.00Hz Lamp Flux:1446.81x1 lm		
NAME: ASD lighting Corp	TYPE:	WEIGHT:
SPEC.:ASD-LFC-AF-16D28-AC-NK-3000K	DIM.:	SERIAL No.:
MFR.: ASD lighting Corp	SUR.:0.38*0.38	Shielding Angle:

<input type="checkbox"/> cc	80%	70%	50%	30%	10%	0
<input type="checkbox"/> w	50% 30% 10%	50% 30% 10%	50% 30% 10%	50% 30% 10%	50% 30% 10%	0
<input type="checkbox"/> fc	20%	20%	20%	20%	20%	0
RCR	RCR:Room Cavity Ratio		Wall Exitance Coefficients (WEC)			
0.0						
1.0	.363 .206 .065	.349 .199 .063	.324 .186 .059	.301 .174 .056	.280 .162 .052	
2.0	.321 .176 .054	.309 .170 .052	.286 .159 .049	.265 .149 .046	.245 .139 .044	
3.0	.288 .153 .046	.277 .148 .045	.256 .139 .042	.237 .130 .040	.219 .122 .038	
4.0	.261 .135 .040	.251 .131 .039	.232 .123 .037	.215 .115 .035	.199 .108 .033	
5.0	.238 .121 .035	.229 .118 .034	.212 .110 .032	.196 .103 .031	.181 .097 .029	
6.0	.219 .110 .031	.210 .106 .031	.195 .100 .029	.180 .094 .028	.167 .088 .026	
7.0	.202 .100 .028	.195 .097 .028	.180 .091 .026	.167 .086 .025	.154 .080 .024	
8.0	.188 .092 .026	.181 .089 .025	.168 .084 .024	.155 .079 .023	.144 .074 .022	
9.0	.175 .085 .024	.169 .082 .023	.157 .077 .022	.145 .073 .021	.135 .068 .020	
10.0	.164 .079 .022	.158 .076 .021	.147 .072 .020	.136 .068 .019	.126 .064 .018	

<input type="checkbox"/> cc	80%	70%	50%	30%	10%	0
<input type="checkbox"/> w	50% 30% 10%	50% 30% 10%	50% 30% 10%	50% 30% 10%	50% 30% 10%	0
<input type="checkbox"/> fc	20%	20%	20%	20%	20%	0
RCR	RCR:Room Cavity Ratio		Ceiling Cavity Exitance Coefficients (CCEC)			
0.0	.347 .347 .347	.296 .296 .296	.202 .202 .202	.116 .116 .116	.037 .037 .037	
1.0	.342 .313 .288	.292 .269 .248	.200 .185 .171	.115 .107 .100	.037 .034 .032	
2.0	.335 .290 .253	.287 .250 .219	.196 .173 .153	.113 .101 .089	.036 .033 .029	
3.0	.327 .274 .231	.281 .236 .201	.193 .164 .141	.111 .096 .083	.036 .031 .027	
4.0	.320 .261 .217	.274 .226 .188	.189 .157 .133	.109 .092 .078	.035 .030 .026	
5.0	.312 .252 .207	.268 .218 .180	.185 .152 .127	.107 .089 .075	.035 .029 .025	
6.0	.305 .244 .200	.262 .211 .174	.181 .148 .123	.105 .087 .073	.034 .028 .024	
7.0	.298 .237 .194	.257 .206 .169	.177 .144 .120	.103 .085 .071	.033 .028 .024	
8.0	.292 .232 .190	.251 .201 .166	.174 .141 .118	.101 .083 .070	.033 .027 .023	
9.0	.286 .227 .187	.246 .197 .163	.170 .138 .116	.099 .082 .069	.032 .027 .023	
10.0	.280 .223 .185	.241 .193 .161	.167 .136 .115	.098 .080 .068	.032 .026 .023	

C Range: 0 - 360DEG
 C Interval: 30.0DEG
 Test Speed: HIGH
 Temperature:25.3DEG
 Operators:admin
 Test Date:2022-03-16

Range: 0 - 180DEG
 Interval: 1.0DEG
 Test System:EVERFINE GO-2000B_V1 SYSTEM V2.00.411
 Humidity:65.0%
 Test Distance:8.780m [K=1.0000]
 Remarks:

UGR(Unified Glare Rating) Table

Test:U:120.13V I:0.2601A P:28.620W PF:0.9145 Freq:60.00Hz Lamp Flux:1446.81x1 lm										
NAME: ASD lighting Corp					TYPE:			WEIGHT:		
SPEC.:ASD-LFC-AF-16D28-AC-NK-3000K					DIM.:			SERIAL No.:		
MFR.: ASD lighting Corp					SUR.:0.38*0.38			Shielding Angle:		
ceiling/cavity	0.7	0.7	0.5	0.5	0.3	0.7	0.7	0.5	0.5	0.3
walls	0.5	0.3	0.5	0.3	0.3	0.5	0.3	0.5	0.3	0.3
working plane	0.2	0.2	0.2	0.2	0.2	0.2	0.2	0.2	0.2	0.2
Room dimensions	Viewed crosswise					Viewed endwise				
x = 2H y = 2H	14.9	16.2	15.4	16.8	17.4	14.9	16.2	15.5	16.8	17.4
3H	17.0	18.2	17.5	18.8	19.4	17.0	18.2	17.6	18.8	19.5
4H	18.0	19.2	18.6	19.8	20.4	18.1	19.2	18.7	19.8	20.5
6H	19.0	20.1	19.7	20.7	21.4	19.1	20.2	19.7	20.8	21.5
8H	19.6	20.6	20.2	21.3	22.0	19.7	20.7	20.3	21.3	22.0
12H	20.2	21.2	20.8	21.8	22.5	20.3	21.3	20.9	21.9	22.6
4H 2H	15.6	16.8	16.2	17.4	18.0	15.6	16.8	16.2	17.4	18.0
3H	17.9	18.9	18.5	19.5	20.2	17.9	18.9	18.5	19.5	20.3
4H	19.1	20.0	19.7	20.6	21.4	19.1	20.0	19.8	20.7	21.4
6H	20.3	21.1	21.0	21.8	22.6	20.3	21.2	21.0	21.8	22.6
8H	20.9	21.7	21.6	22.4	23.2	21.0	21.8	21.7	22.4	23.2
12H	21.6	22.3	22.3	23.0	23.8	21.7	22.4	22.4	23.1	23.9
8H 4H	19.5	20.3	20.2	21.0	21.8	19.6	20.3	20.2	21.0	21.8
6H	21.0	21.6	21.7	22.3	23.2	21.0	21.7	21.8	22.4	23.2
8H	21.8	22.4	22.5	23.1	24.0	21.8	22.4	22.6	23.2	24.0
12H	22.7	23.2	23.4	23.9	24.8	22.8	23.3	23.5	24.0	24.9
12H 4H	19.6	20.3	20.3	21.0	21.8	19.6	20.3	20.3	21.0	21.9
6H	21.2	21.7	21.9	22.5	23.3	21.2	21.8	21.9	22.5	23.4
8H	22.1	22.6	22.8	23.3	24.2	22.1	22.6	22.9	23.4	24.3
Variations with the observer position at spacings:										
S = 1.0H	+ 0.1 / - 0.1					+ 0.1 / - 0.1				
1.5H	+ 0.2 / - 0.2					+ 0.2 / - 0.3				
2.0H	+ 0.2 / - 0.4					+ 0.2 / - 0.3				

CIE Pub.117, 1447 lm Total Lamp Luminous Flux Corrected (8log(F/F0) = 1.3)
 Area: 0.1444 m2

C Range: 0 - 360DEG
 C Interval: 30.0DEG
 Test Speed: HIGH
 Temperature:25.3DEG
 Operators:admin
 Test Date:2022-03-16

Range: 0 - 180DEG
 Interval: 1.0DEG
 Test System:EVERFINE GO-2000B_V1 SYSTEM V2.00.411
 Humidity:65.0%
 Test Distance:8.780m [K=1.0000]
 Remarks:

UTILIZATION FACTORS TABLE

Test:U:120.13V I:0.2601A P:28.620W PF:0.9145 Freq:60.00Hz Lamp Flux:1446.81x1 lm		
NAME: ASD lighting Corp	TYPE:	WEIGHT:
SPEC.:ASD-LFC-AF-16D28-AC-NK-3000K	DIM.:	SERIAL No.:
MFR.: ASD lighting Corp	SUR.:0.38*0.38	Shielding Angle:

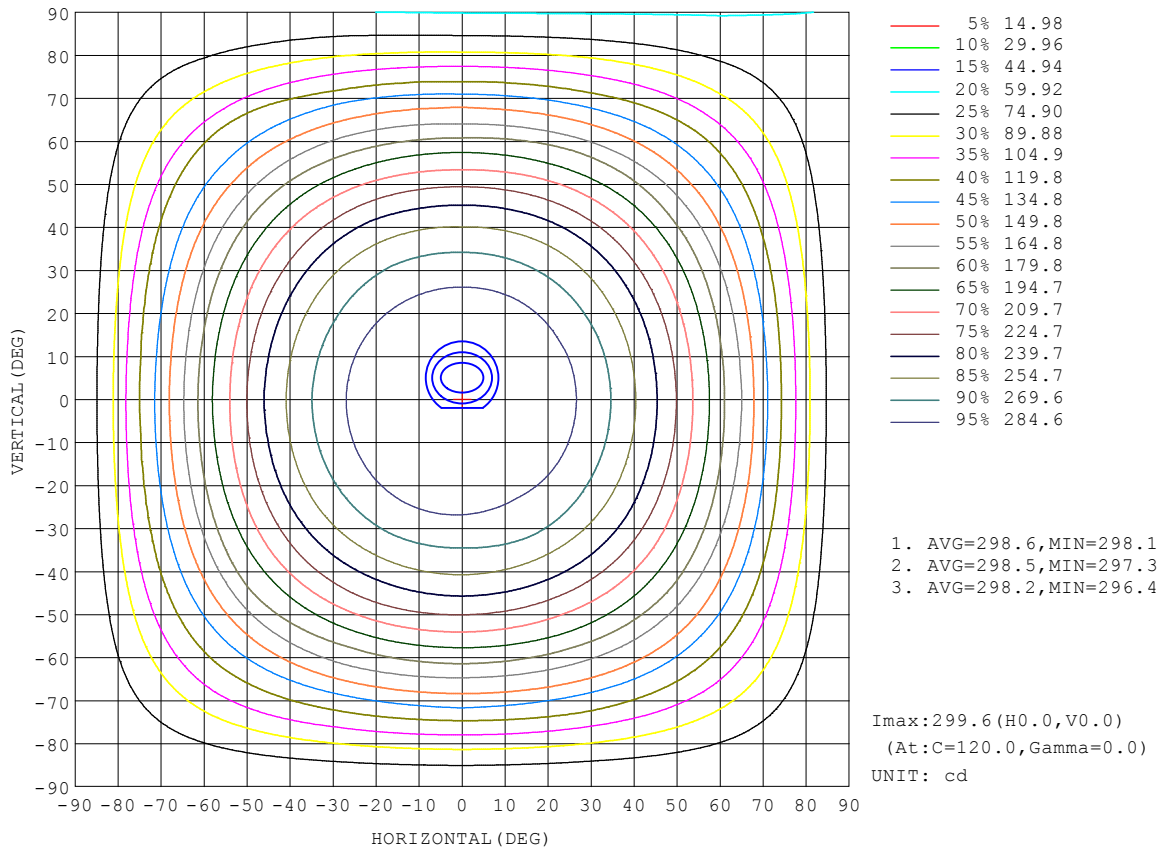
REFLECTANCE										
Ceiling	0.8	0.8	0.8	0.7	0.7	0.7	0.5	0.5	0.5	0
Walls	0.7	0.5	0.3	0.7	0.5	0.3	0.7	0.5	0.3	0
Working plane	0.2	0.2	0.2	0.2	0.2	0.2	0.2	0.2	0.2	0
ROOM INDEX	UTILIZATION FACTORS (PERCENT) $k(RI) \times RCR = 5$									
k = 0.60	48	35	28	46	35	28	44	34	27	20
0.80	57	44	36	55	43	36	52	42	35	27
1.00	65	52	44	63	51	43	59	51	42	33
1.25	72	60	51	69	58	50	65	55	48	38
1.50	77	65	57	74	63	56	69	60	53	42
2.00	84	74	66	81	71	64	75	67	61	49
2.50	89	79	72	85	76	70	79	71	66	52
3.00	93	84	77	89	81	74	82	75	70	56
4.00	97	90	84	93	86	81	85	80	76	60
5.00	100	94	88	96	90	85	88	83	79	63
ROOM INDEX	UF(total)									Direct
According to DIN EN 13032-2 2004			Suspended				SHRNOM = 1.25			

C Range: 0 - 360DEG
 C Interval: 30.0DEG
 Test Speed: HIGH
 Temperature:25.3DEG
 Operators:admin
 Test Date:2022-03-16

Range: 0 - 180DEG
 Interval: 1.0DEG
 Test System:EVERFINE GO-2000B_V1 SYSTEM V2.00.411
 Humidity:65.0%
 Test Distance:8.780m [K=1.0000]
 Remarks:

ISOCANDELA DIAGRAM

Test:U:120.13V I:0.2601A P:28.620W PF:0.9145 Freq:60.00Hz Lamp Flux:1446.81x1 lm		
NAME: ASD lighting Corp	TYPE:	WEIGHT:
SPEC.:ASD-LFC-AF-16D28-AC-NK-3000K	DIM.:	SERIAL No.:
MFR.: ASD lighting Corp	SUR.:0.38*0.38	Shielding Angle:

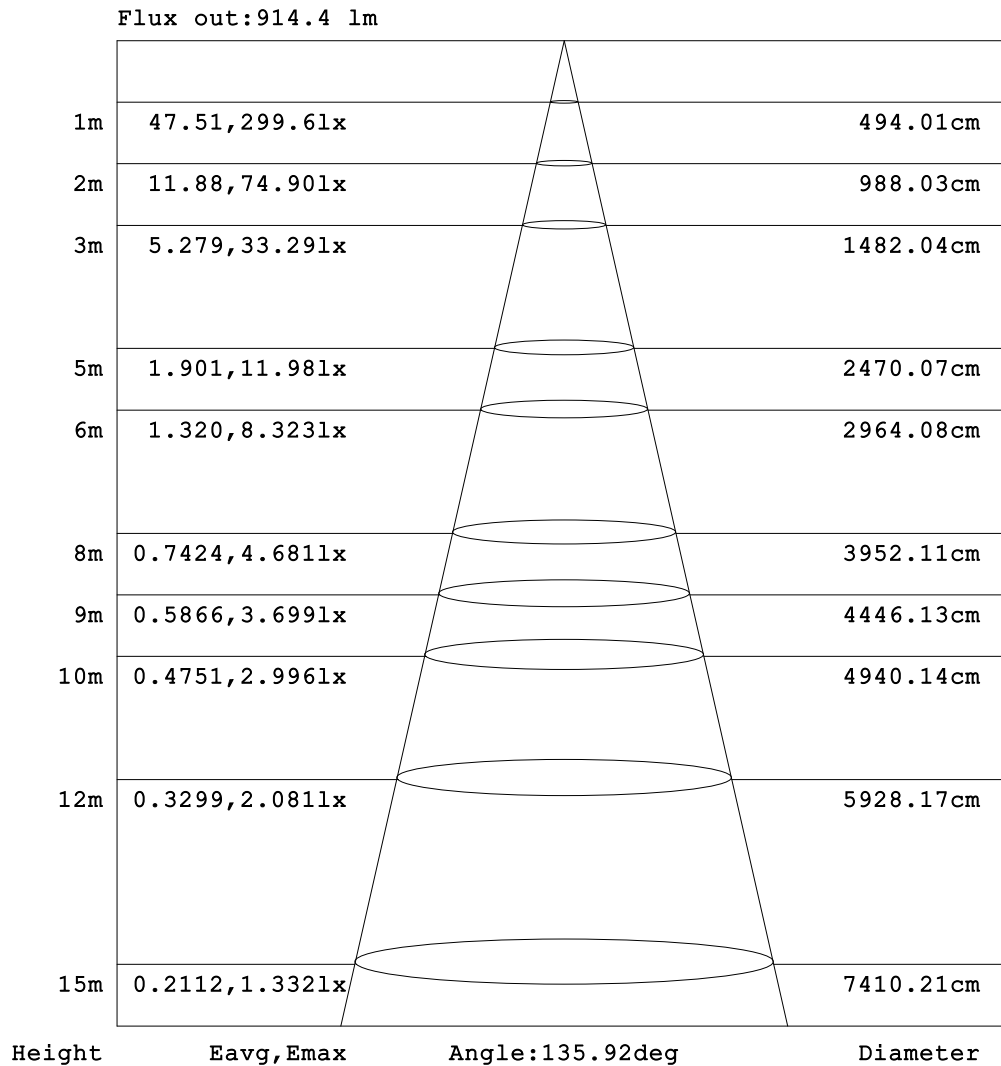


C Range: 0 - 360DEG
 C Interval: 30.0DEG
 Test Speed: HIGH
 Temperature:25.3DEG
 Operators:admin
 Test Date:2022-03-16

Range: 0 - 180DEG
 Interval: 1.0DEG
 Test System:EVERFINE GO-2000B_V1 SYSTEM V2.00.411
 Humidity:65.0%
 Test Distance:8.780m [K=1.0000]
 Remarks:

AAI Figure

Test:U:120.13V I:0.2601A P:28.620W PF:0.9145 Freq:60.00Hz Lamp Flux:1446.81x1 lm		
NAME: ASD lighting Corp	TYPE:	WEIGHT:
SPEC.:ASD-LFC-AF-16D28-AC-NK-3000K	DIM.:	SERIAL No.:
MFR.: ASD lighting Corp	SUR.:0.38*0.38	Shielding Angle:



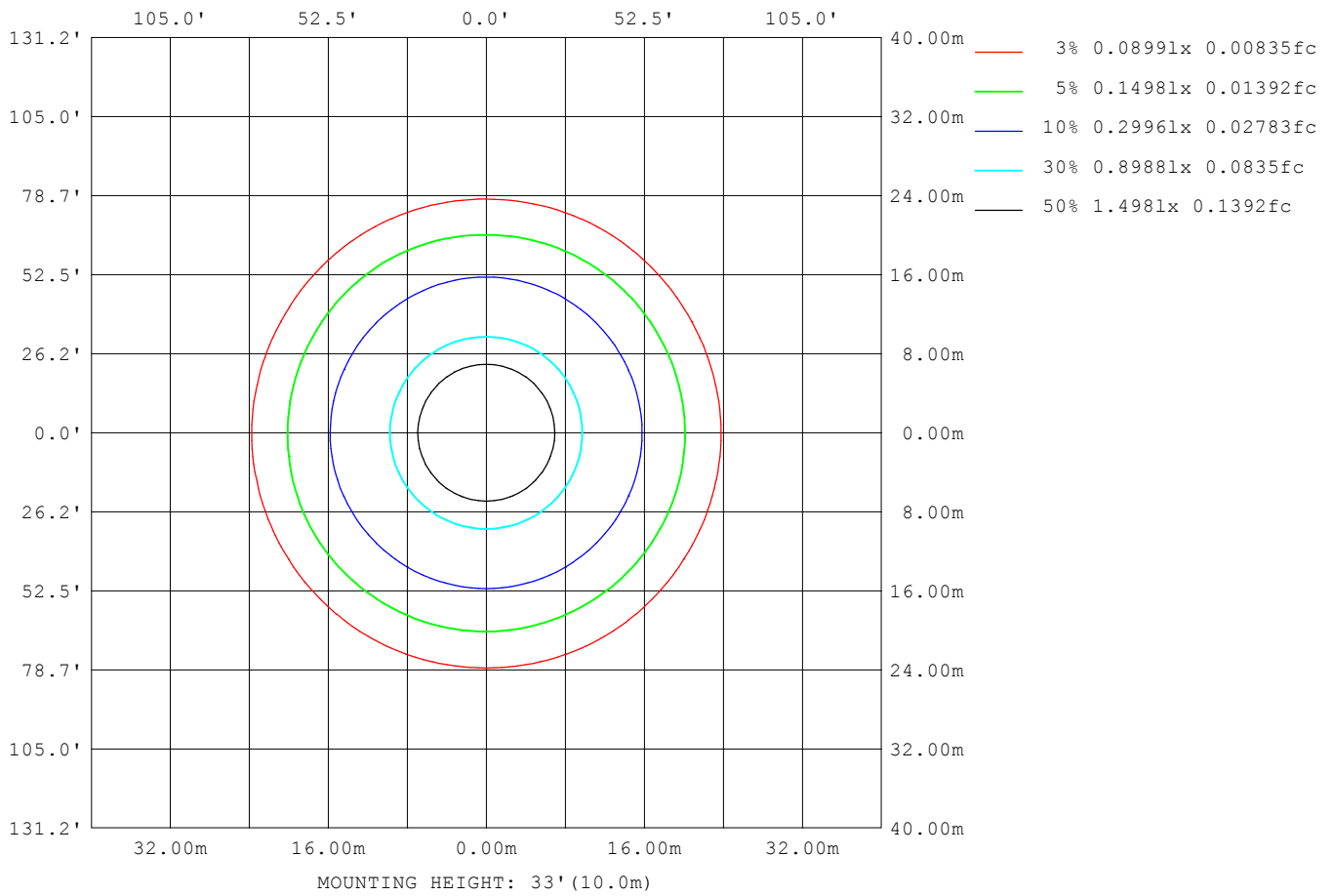
Note:The Curves indicate the illuminated area and the average illumination when the luminaire is at different distance.

C Range: 0 - 360DEG
 C Interval: 30.0DEG
 Test Speed: HIGH
 Temperature:25.3DEG
 Operators:admin
 Test Date:2022-03-16

Range: 0 - 180DEG
 Interval: 1.0DEG
 Test System:EVERFINE GO-2000B_V1 SYSTEM V2.00.411
 Humidity:65.0%
 Test Distance:8.780m [K=1.0000]
 Remarks:

ISOLUX DIAGRAM

Test:U:120.13V I:0.2601A P:28.620W PF:0.9145 Freq:60.00Hz Lamp Flux:1446.81x1 lm		
NAME: ASD lighting Corp	TYPE:	WEIGHT:
SPEC.:ASD-LFC-AF-16D28-AC-NK-3000K	DIM.:	SERIAL No.:
MFR.: ASD lighting Corp	SUR.:0.38*0.38	Shielding Angle:



C Range: 0 - 360DEG
 C Interval: 30.0DEG
 Test Speed: HIGH
 Temperature:25.3DEG
 Operators:admin
 Test Date:2022-03-16

Range: 0 - 180DEG
 Interval: 1.0DEG
 Test System:EVERFINE GO-2000B_V1 SYSTEM V2.00.411
 Humidity:65.0%
 Test Distance:8.780m [K=1.0000]
 Remarks:

LED Avg.L Report

Test:U:120.13V I:0.2601A P:28.620W PF:0.9145 Freq:60.00Hz Lamp Flux:1446.81x1 lm		
NAME: ASD lighting Corp	TYPE:	WEIGHT:
SPEC.:ASD-LFC-AF-16D28-AC-NK-3000K	DIM.:	SERIAL No.:
MFR.: ASD lighting Corp	SUR.:0.38*0.38	Shielding Angle:

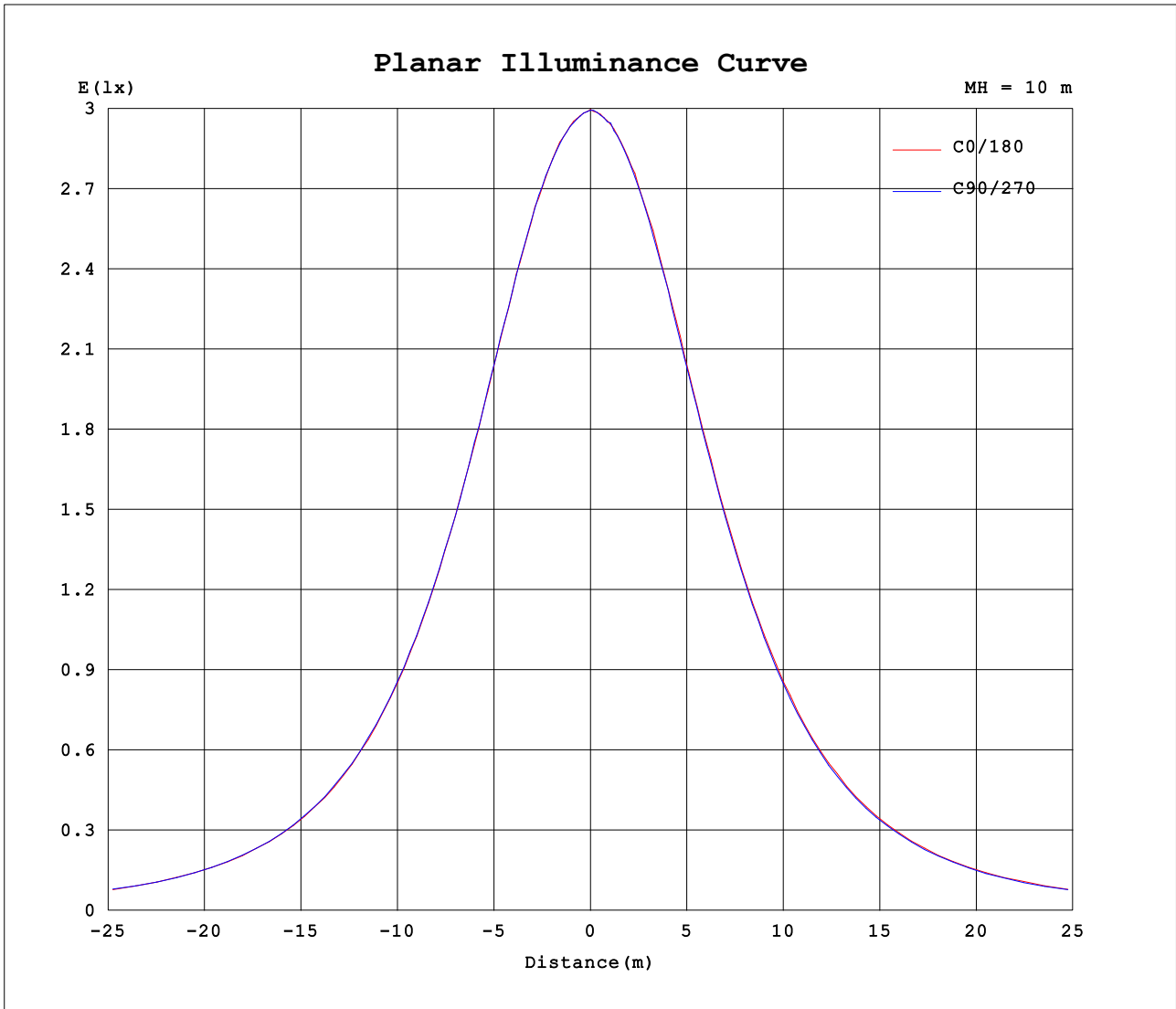
AvgL	cd/m2
L_0~180 (65) av	2691
L_0~180 (75) av	3178
L_0~180 (85) av	5896
L_90~270 (65) av	2661
L_90~270 (75) av	3177
L_90~270 (85) av	5903
L_45 (65) av	2666
L_45 (75) av	3158
L_45 (85) av	5894

Standard: GB/T 29293-2012

C Range: 0 - 360DEG
 C Interval: 30.0DEG
 Test Speed: HIGH
 Temperature:25.3DEG
 Operators:admin
 Test Date:2022-03-16

Range: 0 - 180DEG
 Interval: 1.0DEG
 Test System:EVERFINE GO-2000B_V1 SYSTEM V2.00.411
 Humidity:65.0%
 Test Distance:8.780m [K=1.0000]
 Remarks:

Planar Illuminance Curve



C Range: 0 - 360DEG
 C Interval: 30.0DEG
 Test Speed: HIGH
 Temperature:25.3DEG
 Operators:admin
 Test Date:2022-03-16

Range: 0 - 180DEG
 Interval: 1.0DEG
 Test System:EVERFINE GO-2000B_V1 SYSTEM V2.00.411
 Humidity:65.0%
 Test Distance:8.780m [K=1.0000]
 Remarks:

LUMINOUS DISTRIBUTION INTENSITY DATA

Test:U:120.13V I:0.2601A P:28.620W PF:0.9145 Freq:60.00Hz Lamp Flux:1446.81x1 lm		
NAME: ASD lighting Corp	TYPE:	WEIGHT:
SPEC.:ASD-LFC-AF-16D28-AC-NK-3000K	DIM.:	SERIAL No.:
MFR.: ASD lighting Corp	SUR.:0.38*0.38	Shielding Angle:

Table--1

UNIT: cd

C (DEG) □ (DEG)	0	30	60	90	120	150	180	210	240	270	300	330							
0	300	299	299	299	300	299	300	299	299	299	300	299							
5	299	298	298	298	299	298	299	299	298	299	299	298							
10	298	297	297	297	298	298	298	298	298	298	298	298							
15	296	296	296	297	296	297	296	296	296	296	295	296							
20	292	292	293	293	293	293	293	292	292	292	292	292							
25	287	287	286	288	288	287	289	287	287	286	286	286							
30	279	279	279	279	280	279	280	279	279	278	278	278							
35	268	269	270	269	270	269	269	268	269	268	268	268							
40	256	256	256	257	257	257	257	256	256	255	256	255							
45	241	242	242	243	242	242	242	242	241	240	241	240							
50	224	224	224	225	226	225	225	223	223	222	223	222							
55	206	206	206	206	206	207	206	205	205	203	204	203							
60	186	185	184	186	186	186	187	184	184	183	184	183							
65	165	163	163	163	165	165	163	162	162	161	161	161							
70	139	141	140	141	141	143	140	139	139	138	138	140							
75	118	117	119	119	118	120	120	123	116	119	116	117							
80	93.8	96.0	95.2	95.6	95.9	96.1	95.1	93.6	96.0	92.9	92.9	92.4							
85	73.8	74.6	74.5	75.3	74.7	74.7	74.6	73.9	75.5	73.3	73.1	72.5							
90	60.2	60.8	60.9	61.3	60.8	60.7	60.2	59.9	60.1	59.5	59.2	59.1							
95	54.9	55.1	55.0	55.2	54.7	54.7	54.3	54.2	54.0	53.9	53.3	53.7							
100	55.4	55.1	54.5	54.9	54.1	54.6	54.5	53.9	53.1	53.3	52.6	53.7							
105	56.0	55.3	54.1	54.6	53.9	54.8	55.0	53.9	52.5	52.9	52.2	53.8							
110	56.1	55.0	53.5	53.6	53.3	54.5	55.1	53.6	51.8	52.1	51.5	53.5							
115	50.8	54.1	52.4	52.7	52.6	53.7	49.8	52.7	50.8	51.2	50.6	52.9							
120	49.0	52.3	50.6	51.9	50.9	51.6	48.2	50.7	49.5	50.5	49.3	51.3							
125	48.3	49.3	47.6	50.3	47.7	48.6	47.4	47.7	46.8	49.4	46.6	48.6							
130	47.4	46.1	44.2	48.3	44.0	45.5	46.4	44.6	43.4	48.1	43.4	45.7							
135	46.3	43.3	41.3	46.5	41.2	42.4	45.4	42.0	40.6	46.4	41.0	43.1							
140	45.0	40.5	38.6	43.0	38.5	39.8	44.0	39.0	37.6	43.2	38.5	40.5							
145	42.5	38.0	36.0	39.8	35.7	37.4	41.2	36.4	35.2	39.7	35.9	37.9							
150	38.9	36.2	34.2	36.2	33.5	36.1	38.0	35.3	33.2	36.0	34.3	36.3							
155	35.5	32.9	31.9	32.9	32.1	33.3	35.0	32.7	31.9	33.6	32.6	34.0							
160	33.3	31.7	29.4	30.6	30.9	30.7	32.0	29.4	30.5	31.0	30.3	32.2							
165	31.5	30.2	27.8	28.4	28.8	28.4	30.4	27.8	29.2	28.7	28.3	30.5							
170	30.2	28.1	26.7	27.6	26.4	27.2	29.1	26.6	26.7	27.6	26.2	27.7							
175	32.0	31.8	28.6	31.2	31.7	29.0	31.0	28.6	31.0	30.8	28.6	31.4							
180	33.8	31.4	31.3	34.0	31.8	31.5	33.8	31.4	31.2	34.0	31.8	31.4							

C Range: 0 - 360DEG
 C Interval: 30.0DEG
 Test Speed: HIGH
 Temperature:25.3DEG
 Operators:admin
 Test Date:2022-03-16

□ Range: 0 - 180DEG
 □ Interval: 1.0DEG
 Test System:EVERFINE GO-2000B_V1 SYSTEM V2.00.411
 Humidity:65.0%
 Test Distance:8.780m [K=1.0000]
 Remarks: