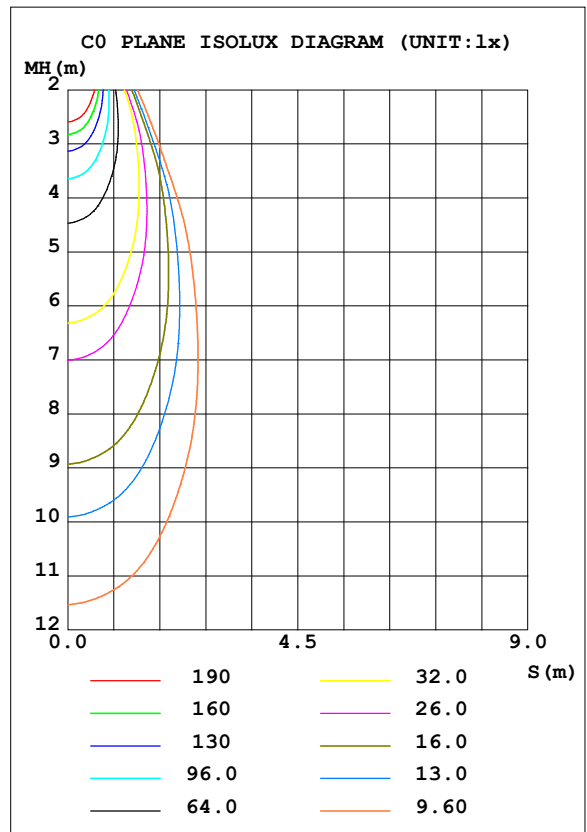
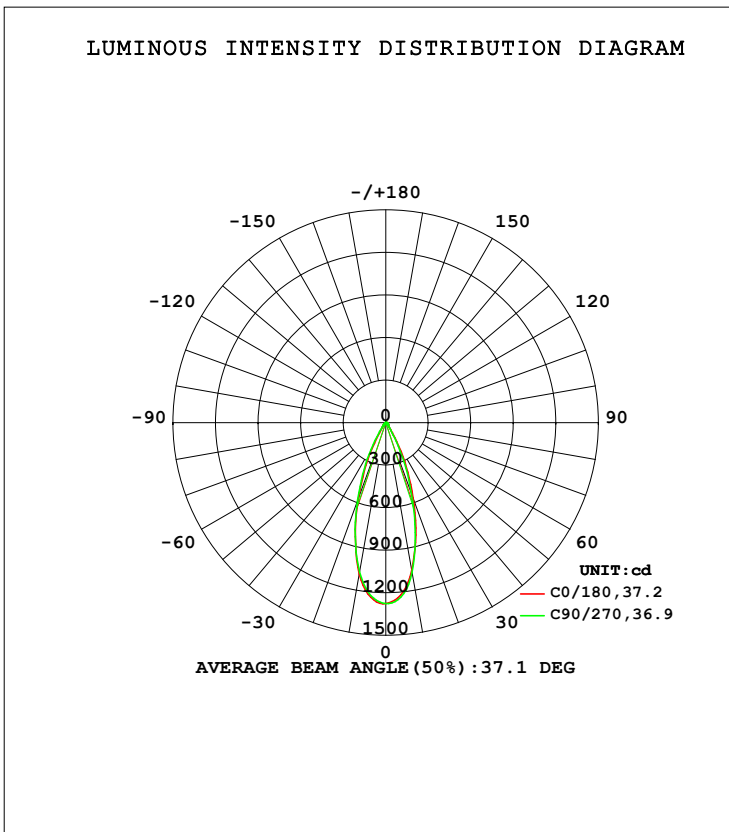


LUMINAIRE PHOTOMETRIC TEST REPORT

Test:U:119.98V I:0.0683A P:7.6821W PF:0.9531 Freq:59.98Hz Lamp Flux:584.278x1 lm		
NAME: ASD-CD-CR-2D8AC-CH/BK	TYPE:	WEIGHT:
SPEC.:3500K 90	DIM.:	SERIAL No.:
MFR.: ASD Lighting Corp	SUR.:	Shielding Angle:

DATA OF LAMP		PHOTOMETRIC DATA Eff: 76.06 lm/W			
MODEL		I _{max} (cd)	1278	S/MH (C0/180)	0.61
NOMINAL POWER (W)	8	LOR (%)	100.0	S/MH (C90/270)	0.62
RATED VOLTAGE (V)	120	TOTAL FLUX (lm)	584.28	<input type="checkbox"/> UP, DN (C0-180)	0.0, 49.0
NOMINAL FLUX (lm)	584.278	CIE CLASS	DIRECT	<input type="checkbox"/> UP, DN (C180-360)	0.0, 51.0
LAMPS INSIDE	1	<input type="checkbox"/> up (%)	0.0	CIBSE SHR NOM	0.50
TEST VOLTAGE (V)	120	<input type="checkbox"/> down (%)	100.0	CIBSE SHR MAX	0.65



C Range: 0 - 360DEG
 C Interval: 22.5DEG
 Test Speed: HIGH
 Temperature: 25.3DEG
 Operators:
 Test Date: 2021-10-20

Range: 0 - 90DEG
 Interval: 1.0DEG
 Test System: EVERFINE GO-SPEX500_V1 SYSTEM V2.00.421
 Humidity: 65.0%
 Test Distance: 3.080m [K=1.0000]
 Remarks:

ZONAL FLUX DIAGRAM

ZONAL FLUX DIAGRAM:

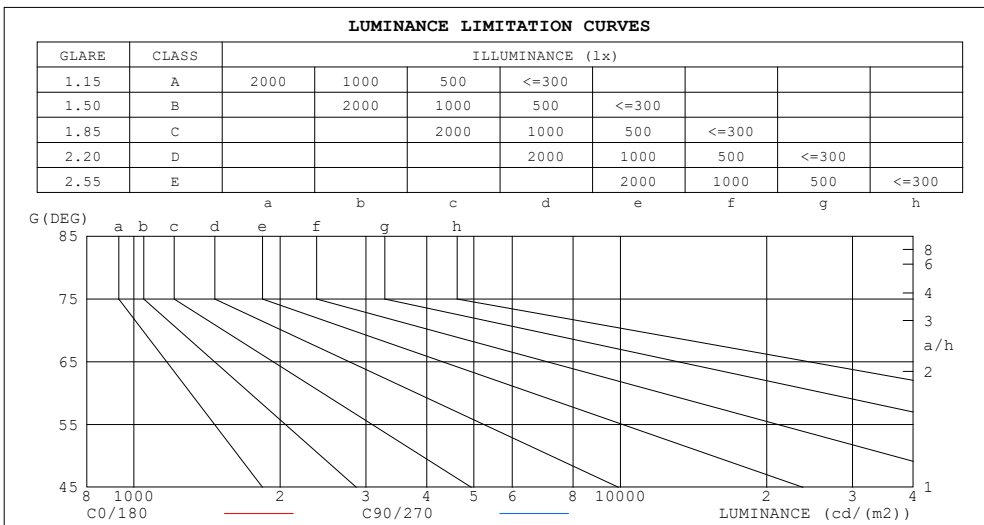
mm	C0	C45	C90	C135	C180	C225	C270	C315	mm	□ zone	□ total	%lum, lamp
10	1056	1058	1070	1086	1084	1087	1068	1062	0- 10	112.3	112.3	19.2,19.2
20	566.2	582.9	533.1	557.8	563.8	588.8	580.7	585.9	10- 20	226.6	339.0	58,58
30	154.3	155.4	127.1	123.9	131.2	168.5	179.5	182.7	20- 30	156.4	495.4	84.8,84.8
40	34.15	33.87	32.97	33.29	33.53	35.99	37.14	37.25	30- 40	43.99	539.4	92.3,92.3
50	18.80	18.31	18.37	18.78	19.51	19.78	19.96	19.73	40- 50	19.65	559.0	95.7,95.7
60	9.988	9.871	10.09	10.40	10.72	10.75	10.65	10.37	50- 60	12.52	571.6	97.8,97.8
70	5.147	5.113	5.310	5.568	5.801	5.824	5.694	5.419	60- 70	7.663	579.2	99.1,99.1
80	2.098	2.031	2.115	2.281	2.497	2.598	2.500	2.308	70- 80	3.992	583.2	99.8,99.8
90	0.0143	0.0103	0.0144	0.0090	0.0173	0.0154	0.0174	0.0150	80- 90	1.070	584.3	100,100
100									90-100			
110									100-110			
120									110-120			
130									120-130			
140									130-140			
150									140-150			
160									150-160			
170									160-170			
180									170-180			
DEG	LUMINOUS INTENSITY:cd									UNIT:lm		

C Range: 0 - 360DEG
 C Interval: 22.5DEG
 Test Speed: HIGH
 Temperature:25.3DEG
 Operators:
 Test Date:2021-10-20

□ Range: 0 - 90DEG
 □ Interval: 1.0DEG
 Test System:EVERFINE GO-SPEX500_V1 SYSTEM V2.00.421
 Humidity:65.0%
 Test Distance:3.080m [K=1.0000]
 Remarks:

LUMINANCE LIMITATION CURVES

Test:U:119.98V I:0.0683A P:7.6821W PF:0.9531 Freq:59.98Hz Lamp Flux:584.278x1 lm		
NAME: ASD-CD-CR-2D8AC-CH/BK	TYPE:	WEIGHT:
SPEC.:3500K 90	DIM.:	SERIAL No.:
MFR.: ASD Lighting Corp	SUR.:	Shielding Angle:



LUMINANCE cd/(m2)		
G (DEG)	C0/180	C90/270
85	37	92
80	109	110
75	120	124
70	135	140
65	155	159
60	180	182
55	208	207
50	263	257
45	312	305

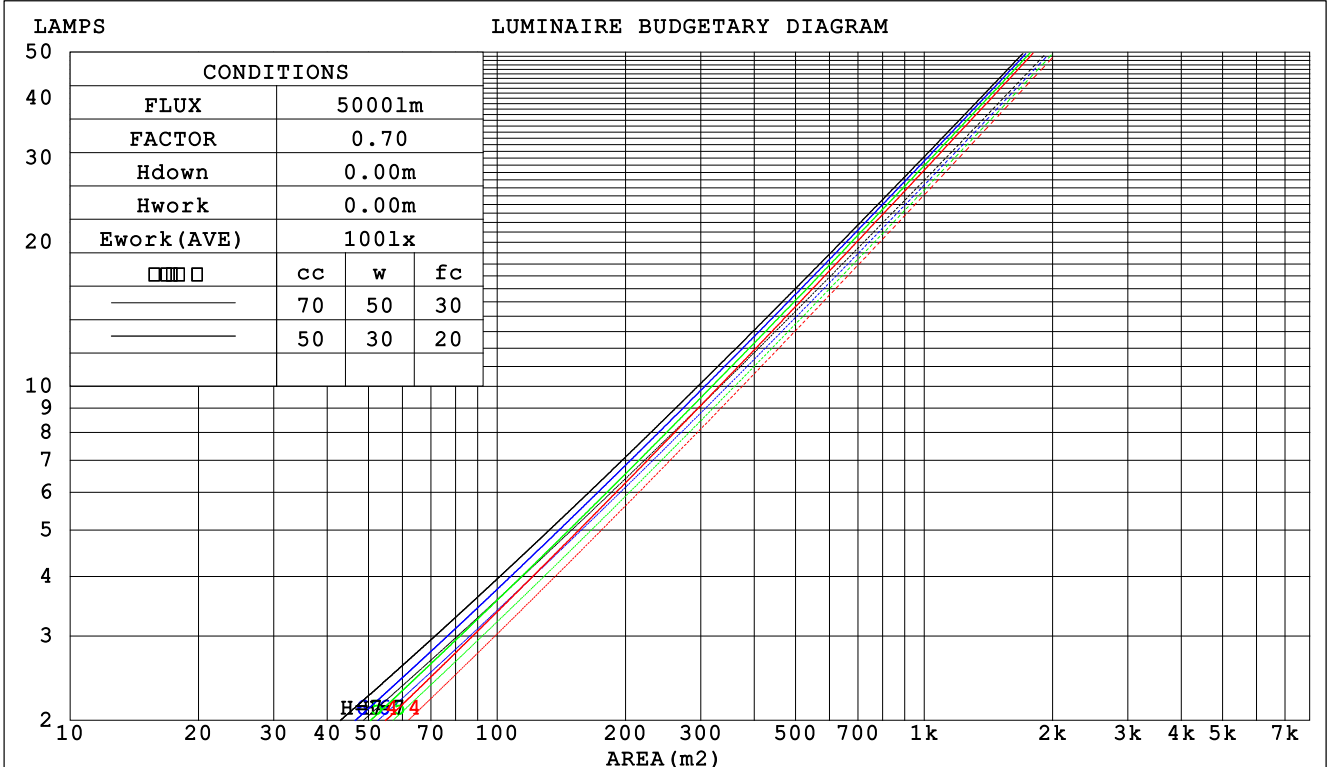
C Range: 0 - 360DEG
 C Interval: 22.5DEG
 Test Speed: HIGH
 Temperature:25.3DEG
 Operators:
 Test Date:2021-10-20

Range: 0 - 90DEG
 Interval: 1.0DEG
 Test System:EVERFINE GO-SPEX500_V1 SYSTEM V2.00.421
 Humidity:65.0%
 Test Distance:3.080m [K=1.0000]
 Remarks:

CU AND LUMINAIRE BUDGETARY ESTIMATE DIAGRAM

Test:U:119.98V I:0.0683A P:7.6821W PF:0.9531 Freq:59.98Hz Lamp Flux:584.278x1 lm		
NAME: ASD-CD-CR-2D8AC-CH/BK	TYPE:	WEIGHT:
SPEC.:3500K 90	DIM.:	SERIAL No.:
MFR.: ASD Lighting Corp	SUR.:	Shielding Angle:

□cc	80%			70%			50%			30%			10%			0
□w	50%	30%	10%	50%	30%	10%	50%	30%	10%	50%	30%	10%	50%	30%	10%	0
□fc	20%			20%			20%			20%			20%			0
RCR	RCR:Room Cavity Ratio						Coefficients of Utilization(CU)									
0.0	1.19	1.19	1.19	1.16	1.16	1.16	1.11	1.11	1.11	1.06	1.06	1.06	1.02	1.02	1.02	1.00
1.0	1.11	1.09	1.07	1.09	1.07	1.05	1.05	1.03	1.02	1.01	1.00	.99	.98	.97	.96	.94
2.0	1.04	1.01	.98	1.03	.99	.96	.99	.97	.94	.97	.94	.92	.94	.92	.90	.89
3.0	.98	.94	.90	.97	.93	.89	.94	.91	.88	.92	.89	.87	.90	.87	.85	.84
4.0	.93	.88	.84	.92	.87	.84	.90	.86	.83	.88	.85	.82	.86	.83	.81	.79
5.0	.88	.83	.79	.87	.82	.79	.86	.81	.78	.84	.80	.77	.82	.79	.77	.76
6.0	.84	.79	.75	.83	.78	.75	.82	.77	.74	.80	.77	.74	.79	.76	.73	.72
7.0	.80	.75	.71	.79	.74	.71	.78	.74	.71	.77	.73	.70	.76	.73	.70	.69
8.0	.77	.71	.68	.76	.71	.68	.75	.70	.67	.74	.70	.67	.73	.69	.67	.66
9.0	.73	.68	.65	.73	.68	.65	.72	.67	.64	.71	.67	.64	.70	.67	.64	.63
10.0	.70	.65	.62	.70	.65	.62	.69	.65	.62	.68	.64	.62	.68	.64	.61	.60



C Range: 0 - 360DEG
 C Interval: 22.5DEG
 Test Speed: HIGH
 Temperature:25.3DEG
 Operators:
 Test Date:2021-10-20

□ Range: 0 - 90DEG
 □ Interval: 1.0DEG
 Test System:EVERFINE GO-SPEX500_V1 SYSTEM V2.00.421
 Humidity:65.0%
 Test Distance:3.080m [K=1.0000]
 Remarks:

WEC AND CCEC

Test:U:119.98V I:0.0683A P:7.6821W PF:0.9531 Freq:59.98Hz Lamp Flux:584.278x1 lm		
NAME: ASD-CD-CR-2D8AC-CH/BK	TYPE:	WEIGHT:
SPEC.:3500K 90	DIM.:	SERIAL No.:
MFR.: ASD Lighting Corp	SUR.:	Shielding Angle:

<input type="checkbox"/> cc	80%	70%	50%	30%	10%	0
<input type="checkbox"/> w	50% 30% 10%	50% 30% 10%	50% 30% 10%	50% 30% 10%	50% 30% 10%	0
<input type="checkbox"/> fc	20%	20%	20%	20%	20%	0
RCR	RCR:Room Cavity Ratio		Wall Exitance Coefficients (WEC)			
0.0						
1.0	.168 .095 .030	.161 .092 .029	.149 .085 .027	.137 .079 .025	.126 .073 .024	
2.0	.158 .087 .027	.152 .084 .026	.142 .079 .024	.132 .074 .023	.123 .070 .022	
3.0	.148 .079 .024	.144 .077 .023	.135 .073 .022	.127 .069 .021	.119 .066 .020	
4.0	.140 .073 .021	.136 .071 .021	.128 .068 .020	.121 .065 .020	.115 .062 .019	
5.0	.132 .067 .019	.129 .066 .019	.122 .064 .019	.116 .061 .018	.110 .059 .018	
6.0	.125 .063 .018	.122 .062 .018	.116 .060 .017	.111 .058 .017	.106 .056 .017	
7.0	.119 .059 .017	.116 .058 .017	.111 .056 .016	.107 .055 .016	.102 .053 .016	
8.0	.113 .055 .016	.111 .055 .015	.107 .053 .015	.102 .052 .015	.099 .051 .015	
9.0	.108 .052 .015	.106 .052 .015	.102 .051 .014	.099 .049 .014	.095 .048 .014	
10.0	.104 .050 .014	.102 .049 .014	.098 .048 .014	.095 .047 .013	.092 .046 .013	

<input type="checkbox"/> cc	80%	70%	50%	30%	10%	0
<input type="checkbox"/> w	50% 30% 10%	50% 30% 10%	50% 30% 10%	50% 30% 10%	50% 30% 10%	0
<input type="checkbox"/> fc	20%	20%	20%	20%	20%	0
RCR	RCR:Room Cavity Ratio		Ceiling Cavity Exitance Coefficients (CCEC)			
0.0	.190 .190 .190	.163 .163 .163	.111 .111 .111	.064 .064 .064	.020 .020 .020	
1.0	.170 .157 .146	.146 .135 .125	.100 .093 .087	.057 .054 .050	.018 .017 .016	
2.0	.154 .133 .114	.132 .114 .099	.091 .079 .069	.052 .046 .040	.017 .015 .013	
3.0	.141 .113 .091	.121 .098 .079	.083 .068 .056	.048 .040 .033	.015 .013 .011	
4.0	.130 .099 .075	.111 .085 .065	.077 .059 .046	.044 .035 .027	.014 .011 .009	
5.0	.120 .087 .062	.103 .075 .054	.071 .052 .038	.041 .031 .023	.013 .010 .007	
6.0	.112 .077 .052	.097 .067 .045	.067 .047 .032	.039 .027 .019	.012 .009 .006	
7.0	.105 .069 .044	.091 .060 .038	.063 .042 .027	.036 .025 .016	.012 .008 .005	
8.0	.099 .063 .038	.085 .055 .033	.059 .038 .023	.034 .023 .014	.011 .007 .005	
9.0	.094 .057 .033	.081 .050 .029	.056 .035 .020	.033 .021 .012	.011 .007 .004	
10.0	.089 .053 .029	.077 .046 .025	.053 .032 .018	.031 .019 .011	.010 .006 .004	

C Range: 0 - 360DEG
 C Interval: 22.5DEG
 Test Speed: HIGH
 Temperature:25.3DEG
 Operators:
 Test Date:2021-10-20

Range: 0 - 90DEG
 Interval: 1.0DEG
 Test System:EVERFINE GO-SPEX500_V1 SYSTEM V2.00.421
 Humidity:65.0%
 Test Distance:3.080m [K=1.0000]
 Remarks:

UGR(Unified Glare Rating) Table

Test:U:119.98V I:0.0683A P:7.6821W PF:0.9531 Freq:59.98Hz Lamp Flux:584.278x1 lm		
NAME: ASD-CD-CR-2D8AC-CH/BK	TYPE:	WEIGHT:
SPEC.:3500K 90	DIM.:	SERIAL No.:
MFR.: ASD Lighting Corp	SUR.:	Shielding Angle:

ceiling/cavity	0.7	0.7	0.5	0.5	0.3	0.7	0.7	0.5	0.5	0.3
walls	0.5	0.3	0.5	0.3	0.3	0.5	0.3	0.5	0.3	0.3
working plane	0.2	0.2	0.2	0.2	0.2	0.2	0.2	0.2	0.2	0.2
Room dimensions	Viewed crosswise					Viewed endwise				
x = 2H y = 2H	3.8	4.7	4.1	4.8	5.0	3.5	4.4	3.7	4.5	4.7
3H	4.4	5.2	4.7	5.4	5.6	4.2	4.9	4.4	5.1	5.3
4H	4.6	5.4	4.9	5.6	5.8	4.4	5.2	4.7	5.4	5.6
6H	4.8	5.5	5.1	5.7	6.0	4.6	5.3	4.9	5.6	5.8
8H	4.8	5.5	5.1	5.8	6.0	4.7	5.4	5.0	5.6	5.9
12H	4.8	5.5	5.1	5.7	6.0	4.7	5.4	5.0	5.6	5.9
4H 2H	4.0	4.8	4.3	5.0	5.2	3.8	4.5	4.0	4.7	4.9
3H	4.7	5.4	5.1	5.7	5.9	4.6	5.2	4.9	5.5	5.7
4H	5.1	5.7	5.4	6.0	6.3	4.9	5.5	5.3	5.8	6.1
6H	5.3	5.9	5.7	6.2	6.5	5.2	5.7	5.6	6.1	6.4
8H	5.4	5.9	5.8	6.2	6.6	5.3	5.8	5.7	6.1	6.5
12H	5.4	5.8	5.8	6.2	6.6	5.4	5.8	5.8	6.2	6.6
8H 4H	5.1	5.6	5.5	6.0	6.3	5.0	5.5	5.4	5.8	6.2
6H	5.5	5.9	5.9	6.3	6.7	5.4	5.8	5.8	6.2	6.6
8H	5.6	6.0	6.1	6.4	6.8	5.6	5.9	6.0	6.3	6.8
12H	5.7	6.0	6.1	6.4	6.9	5.7	6.0	6.1	6.4	6.9
12H 4H	5.1	5.6	5.5	5.9	6.3	5.0	5.4	5.4	5.8	6.2
6H	5.5	5.9	6.0	6.3	6.7	5.4	5.8	5.8	6.2	6.6
8H	5.7	6.0	6.1	6.4	6.9	5.6	5.9	6.0	6.3	6.8
Variations with the observer position at spacings:										
S = 1.0H	+ 0.6 / - 0.7					+ 0.5 / - 0.7				
1.5H	+ 0.8 / - 0.5					+ 0.7 / - 0.4				
2.0H	+ 1.1 / - 0.7					+ 1.0 / - 0.6				

CIE Pub.117, 584.3 lm Total Lamp Luminous Flux Correct (8log(F/F0) = -1.9)
 Area: 0.111111 m2

C Range: 0 - 360DEG
 C Interval: 22.5DEG
 Test Speed: HIGH
 Temperature:25.3DEG
 Operators:
 Test Date:2021-10-20

Range: 0 - 90DEG
 Interval: 1.0DEG
 Test System:EVERFINE GO-SPEX500_V1 SYSTEM V2.00.421
 Humidity:65.0%
 Test Distance:3.080m [K=1.0000]
 Remarks:

UTILIZATION FACTORS TABLE

Test:U:119.98V I:0.0683A P:7.6821W PF:0.9531 Freq:59.98Hz Lamp Flux:584.278x1 lm		
NAME: ASD-CD-CR-2D8AC-CH/BK	TYPE:	WEIGHT:
SPEC.:3500K 90	DIM.:	SERIAL No.:
MFR.: ASD Lighting Corp	SUR.:	Shielding Angle:

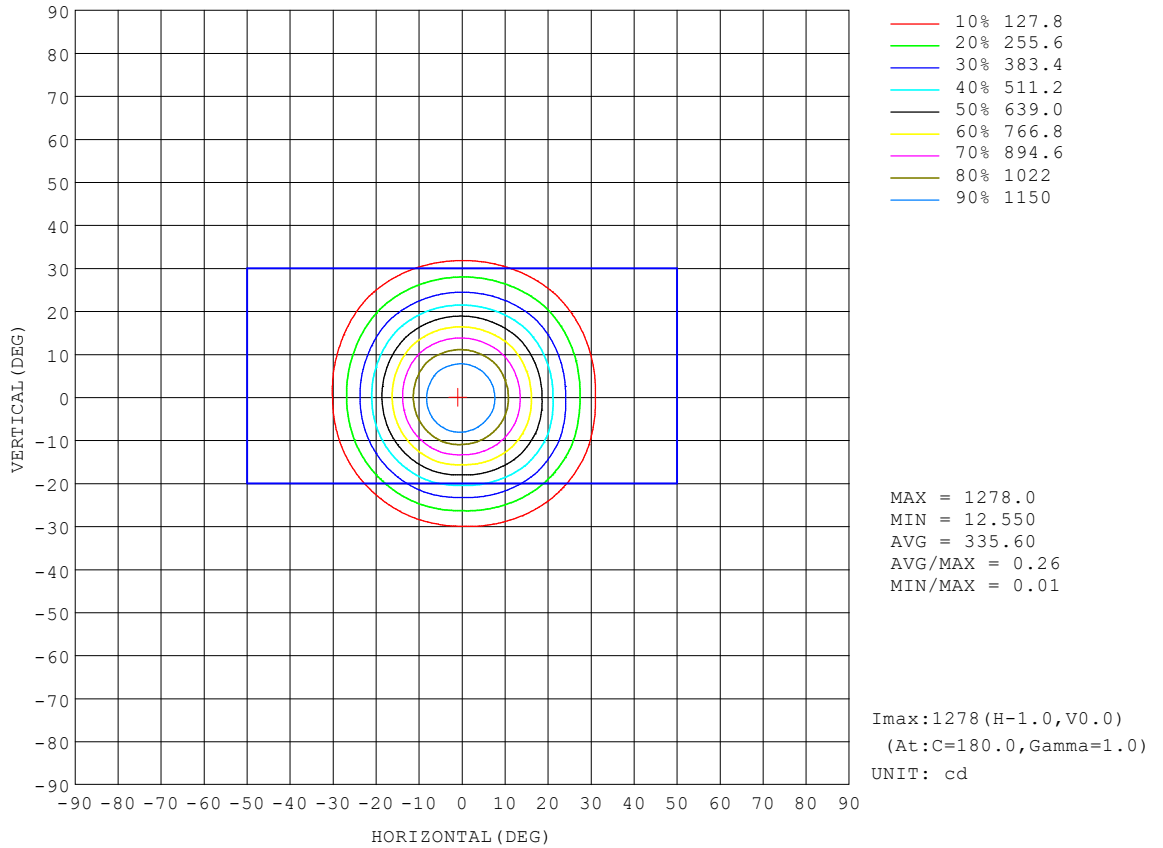
REFLECTANCE										
Ceiling	0.8	0.8	0.8	0.7	0.7	0.7	0.5	0.5	0.5	0
Walls	0.7	0.5	0.3	0.7	0.5	0.3	0.7	0.5	0.3	0
Working plane	0.2	0.2	0.2	0.2	0.2	0.2	0.2	0.2	0.2	0
ROOM INDEX	UTILIZATION FACTORS (PERCENT) $k(RI) \times RCR = 5$									
k = 0.60	87	80	77	86	80	76	85	80	76	73
0.80	94	88	84	94	88	84	92	87	84	80
1.00	99	93	89	98	92	89	96	92	88	84
1.25	103	97	94	102	97	93	100	96	93	88
1.50	105	100	97	104	100	97	102	98	95	91
2.00	108	104	101	107	103	100	104	101	98	93
2.50	110	106	103	108	105	102	105	102	100	94
3.00	111	108	105	110	107	104	106	104	102	95
4.00	114	111	108	112	109	107	108	106	104	97
5.00	115	113	111	113	111	109	109	107	106	98
ROOM INDEX	UF(total)									Direct
According to DIN EN 13032-2 2004			Suspended				SHRNOM = 1.25			

C Range: 0 - 360DEG
 C Interval: 22.5DEG
 Test Speed: HIGH
 Temperature:25.3DEG
 Operators:
 Test Date:2021-10-20

Range: 0 - 90DEG
 Interval: 1.0DEG
 Test System:EVERFINE GO-SPEX500_V1 SYSTEM V2.00.421
 Humidity:65.0%
 Test Distance:3.080m [K=1.0000]
 Remarks:

ISOCANDELA DIAGRAM

Test:U:119.98V I:0.0683A P:7.6821W PF:0.9531 Freq:59.98Hz Lamp Flux:584.278x1 lm		
NAME: ASD-CD-CR-2D8AC-CH/BK	TYPE:	WEIGHT:
SPEC.:3500K 90	DIM.:	SERIAL No.:
MFR.: ASD Lighting Corp	SUR.:	Shielding Angle:




C Range: 0 - 360DEG
 C Interval: 22.5DEG
 Test Speed: HIGH
 Temperature:25.3DEG
 Operators:
 Test Date:2021-10-20

Range: 0 - 90DEG
 Interval: 1.0DEG
 Test System:EVERFINE GO-SPEX500_V1 SYSTEM V2.00.421
 Humidity:65.0%
 Test Distance:3.080m [K=1.0000]
 Remarks:

AAI Figure

Test:U:119.98V I:0.0683A P:7.6821W PF:0.9531 Freq:59.98Hz Lamp Flux:584.278x1 lm		
NAME: ASD-CD-CR-2D8AC-CH/BK	TYPE:	WEIGHT:
SPEC.:3500K 90	DIM.:	SERIAL No.:
MFR.: ASD Lighting Corp	SUR.:	Shielding Angle:



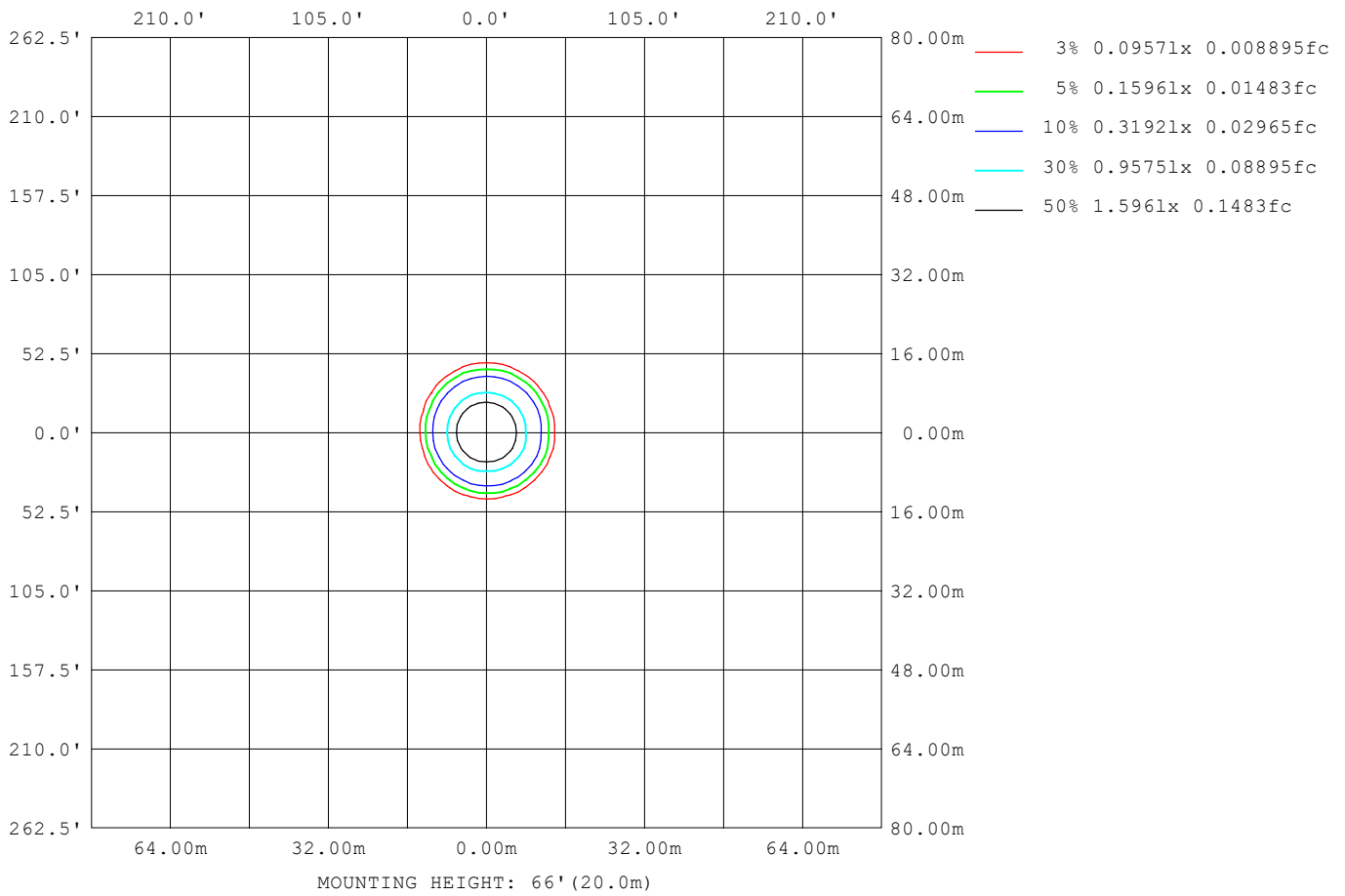
Note:The Curves indicate the illuminated area and the average illumination when the luminaire is at different distance.

C Range: 0 - 360DEG
 C Interval: 22.5DEG
 Test Speed: HIGH
 Temperature:25.3DEG
 Operators:
 Test Date:2021-10-20

Range: 0 - 90DEG
 Interval: 1.0DEG
 Test System:EVERFINE GO-SPEX500_V1 SYSTEM V2.00.421
 Humidity:65.0%
 Test Distance:3.080m [K=1.0000]
 Remarks:

ISOLUX DIAGRAM

Test:U:119.98V I:0.0683A P:7.6821W PF:0.9531 Freq:59.98Hz Lamp Flux:584.278x1 lm		
NAME: ASD-CD-CR-2D8AC-CH/BK	TYPE:	WEIGHT:
SPEC.:3500K 90	DIM.:	SERIAL No.:
MFR.: ASD Lighting Corp	SUR.:	Shielding Angle:



C Range: 0 - 360DEG
 C Interval: 22.5DEG
 Test Speed: HIGH
 Temperature:25.3DEG
 Operators:
 Test Date:2021-10-20

Range: 0 - 90DEG
 Interval: 1.0DEG
 Test System:EVERFINE GO-SPEX500_V1 SYSTEM V2.00.421
 Humidity:65.0%
 Test Distance:3.080m [K=1.0000]
 Remarks:

LED Avg.L Report

Test:U:119.98V I:0.0683A P:7.6821W PF:0.9531 Freq:59.98Hz Lamp Flux:584.278x1 lm		
NAME: ASD-CD-CR-2D8AC-CH/BK	TYPE:	WEIGHT:
SPEC.:3500K 90	DIM.:	SERIAL No.:
MFR.: ASD Lighting Corp	SUR.:	Shielding Angle:

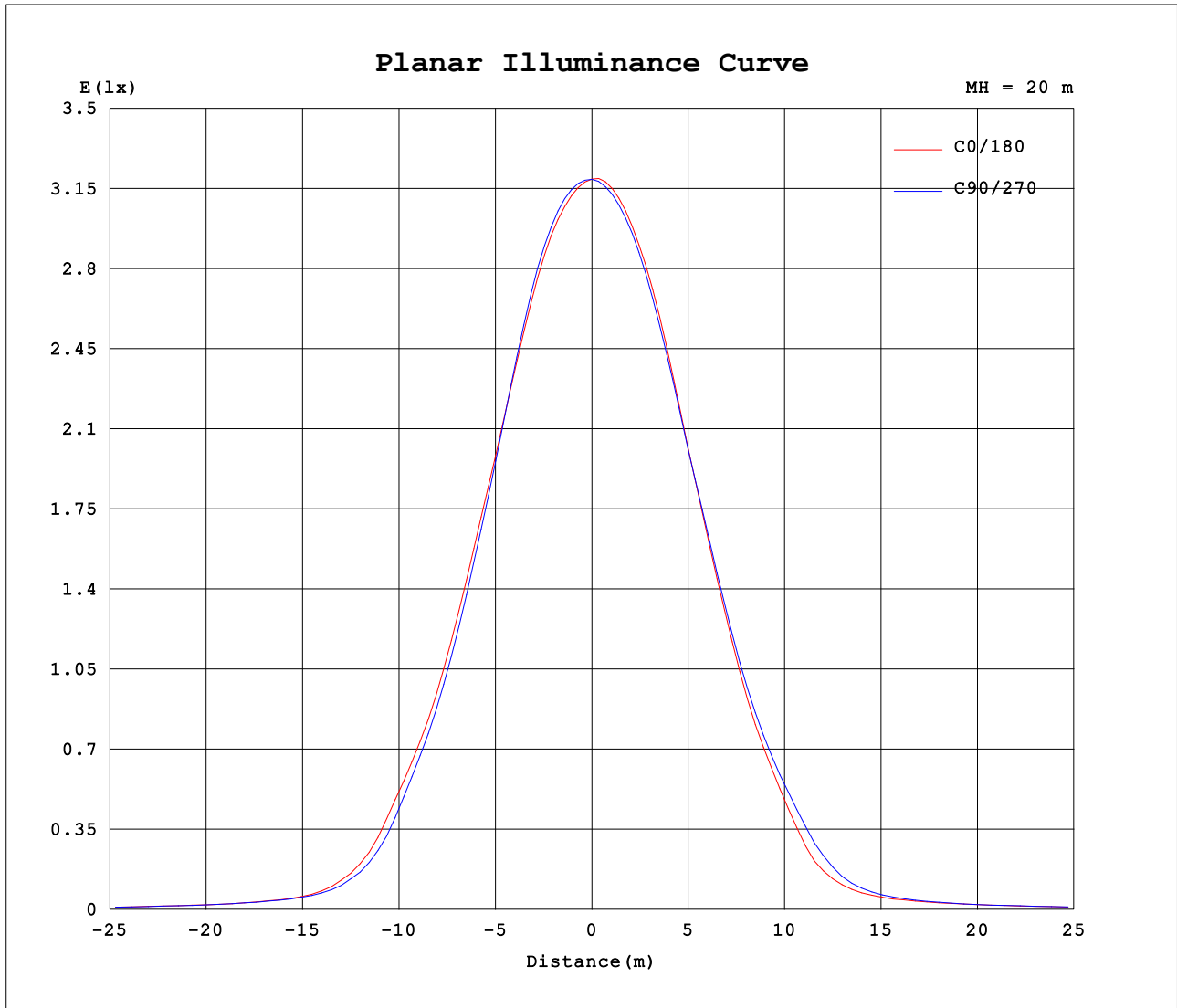
AvgL	cd/m2
L_0~180 (65) av	163
L_0~180 (75) av	129
L_0~180 (85) av	39
L_90~270 (65) av	164
L_90~270 (75) av	130
L_90~270 (85) av	98
L_45 (65) av	163
L_45 (75) av	130
L_45 (85) av	110

Standard: GB/T 29293-2012

C Range: 0 - 360DEG
 C Interval: 22.5DEG
 Test Speed: HIGH
 Temperature:25.3DEG
 Operators:
 Test Date:2021-10-20

Range: 0 - 90DEG
 Interval: 1.0DEG
 Test System:EVERFINE GO-SPEX500_V1 SYSTEM V2.00.421
 Humidity:65.0%
 Test Distance:3.080m [K=1.0000]
 Remarks:

Planar Illuminance Curve



C Range: 0 - 360DEG
 C Interval: 22.5DEG
 Test Speed: HIGH
 Temperature: 25.3DEG
 Operators:
 Test Date: 2021-10-20

Range: 0 - 90DEG
 Interval: 1.0DEG
 Test System: EVERFINE GO-SPEX500_V1 SYSTEM V2.00.421
 Humidity: 65.0%
 Test Distance: 3.080m [K=1.0000]
 Remarks:

LUMINOUS DISTRIBUTION INTENSITY DATA

Test:U:119.98V I:0.0683A P:7.6821W PF:0.9531 Freq:59.98Hz Lamp Flux:584.278x1 lm		
NAME: ASD-CD-CR-2D8AC-CH/BK	TYPE:	WEIGHT:
SPEC.:3500K 90	DIM.:	SERIAL No.:
MFR.: ASD Lighting Corp	SUR.:	Shielding Angle:

Table--1

UNIT: cd

C (DEG) \ □ (DEG)	0	22.5	45	67.5	90	112.5	135	157.5	180	202.5	225	247.5	270	292.5	315	337.5			
0	1276	1276	1276	1276	1276	1276	1276	1276	1276	1276	1276	1276	1276	1276	1276	1276			
5	1219	1223	1226	1232	1235	1240	1239	1241	1235	1232	1231	1225	1223	1221	1220	1219			
10	1056	1060	1058	1062	1070	1084	1086	1086	1084	1082	1087	1074	1068	1062	1062	1057			
15	821	832	829	816	803	821	826	831	833	840	852	843	835	830	834	824			
20	566	587	583	554	533	553	558	563	564	572	589	586	581	578	586	573			
25	347	367	357	331	312	324	326	331	331	339	360	360	361	364	372	360			
30	154	164	155	140	127	127	124	129	131	145	169	177	179	179	183	171			
35	59.5	62.6	60.1	55.5	53.2	54.8	54.8	54.1	53.6	58.6	67.1	68.6	68.6	69.3	70.0	65.3			
40	34.1	34.6	33.9	33.6	33.0	33.1	33.3	33.7	33.5	34.2	36.0	37.1	37.1	37.2	37.3	35.6			
45	24.5	24.2	24.0	24.0	24.0	24.3	24.6	24.9	25.1	25.2	25.4	25.4	25.5	25.5	25.3	24.9			
50	18.8	18.6	18.3	18.4	18.4	18.6	18.8	19.2	19.5	19.6	19.8	19.8	20.0	19.9	19.7	19.2			
55	13.3	13.2	13.0	13.2	13.2	13.4	13.4	13.7	13.9	13.9	14.1	14.1	14.1	13.9	13.8	13.5			
60	9.99	9.90	9.87	9.98	10.1	10.3	10.4	10.6	10.7	10.7	10.7	10.7	10.7	10.5	10.4	10.1			
65	7.28	7.23	7.23	7.34	7.46	7.65	7.78	7.93	8.03	8.05	8.04	7.96	7.90	7.76	7.60	7.41			
70	5.15	5.11	5.11	5.21	5.31	5.46	5.57	5.71	5.80	5.84	5.82	5.76	5.69	5.56	5.42	5.25			
75	3.46	3.42	3.42	3.48	3.56	3.67	3.77	3.90	3.99	4.03	4.05	4.00	3.93	3.81	3.69	3.54			
80	2.10	2.05	2.03	2.07	2.11	2.20	2.28	2.39	2.50	2.55	2.60	2.54	2.50	2.40	2.31	2.18			
85	0.35	0.99	0.94	0.91	0.89	0.94	1.06	1.20	0.41	1.32	1.20	1.09	1.02	1.02	1.07	1.11			
90	0.01	0.01	0.01	0.01	0.01	0.01	0.01	0.01	0.02	0.02	0.02	0.02	0.02	0.02	0.02	0.02			

C Range: 0 - 360DEG
 C Interval: 22.5DEG
 Test Speed: HIGH
 Temperature:25.3DEG
 Operators:
 Test Date:2021-10-20

Range: 0 - 90DEG
 Interval: 1.0DEG
 Test System:EVERFINE GO-SPEX500_V1 SYSTEM V2.00.421
 Humidity:65.0%
 Test Distance:3.080m [K=1.0000]
 Remarks: