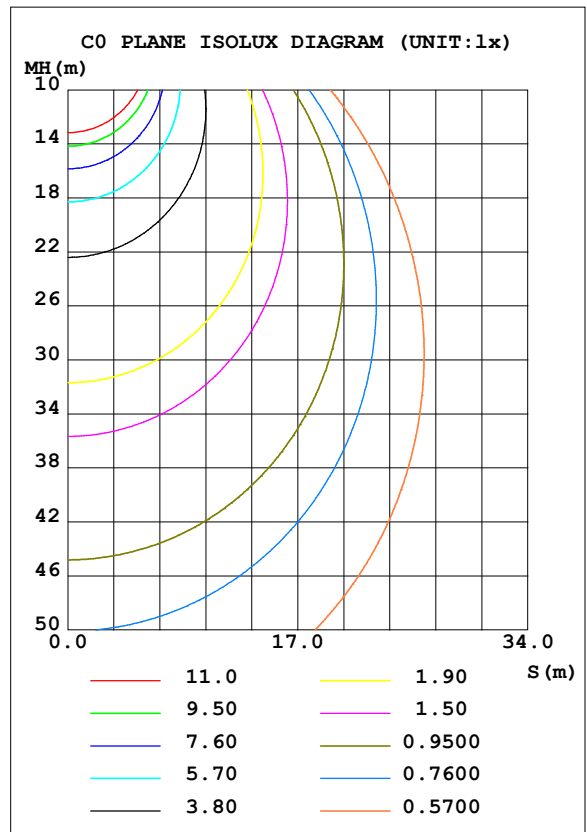
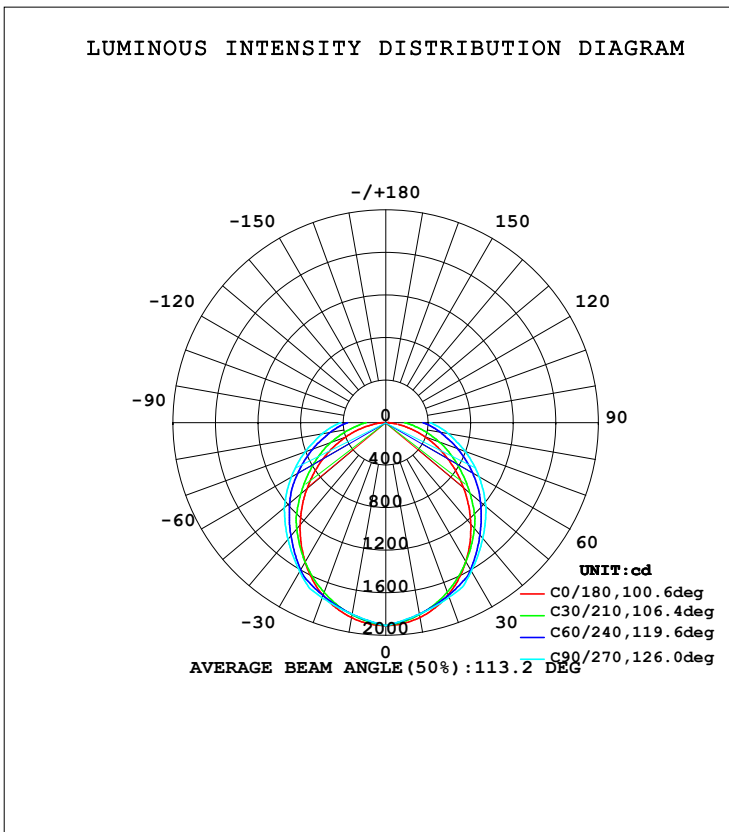


LUMINAIRE PHOTOMETRIC TEST REPORT

Test:U:120.0V I:0.3707A P:44.42W PF:0.9986 Lamp Flux:5795.18x1 lm		
NAME: ASD-LSF5-4A44AC-MS-SW (44W 3500K)	TYPE:LED	WEIGHT:
SPEC.:	DIM.: 1219*66*68mm	SERIAL No.:
MFR.: ASD lighting corp.	SUR.:1219*66*68mm	PROTECTION ANGLE:

DATA OF LAMP		PHOTOMETRIC DATA Eff: 130.47 lm/W			
MODEL	ASD-LSF5-4A44AC-MS-SW	I _{max} (cd)	1908	S/MH (C0/180)	1.19
NOMINAL POWER (W)	44	LOR (%)	100.0	S/MH (C90/270)	1.26
RATED VOLTAGE (V)	120-277	TOTAL FLUX (lm)	5795.2	η UP, DN (C0-180)	0.0, 49.8
NOMINAL FLUX (lm)	5795.18	CIE CLASS	DIRECT	η UP, DN (C180-360)	0.0, 50.2
LAMPS INSIDE	1	η up (%)	0.0	CIBSE SHR NOM	1.25
TEST VOLTAGE (V)	120	η down (%)	100.0	CIBSE SHR MAX	1.35



C Range: 0 - 360DEG
 C Interval: 5.0DEG
 Test Speed: HIGH
 Temperature: 25DEG
 Operators: Peter
 Test Date: 2020-03-25

γ Range: 0 - 90DEG
 γ Interval: 0.5DEG
 Test System: EVERFINE GO-2000A_V1 SYSTEM V2.0.290
 Humidity: 50%
 Test Distance: 8.900m [K=1.0000]
 Remarks:

ZONAL FLUX DIAGRAM

ZONAL FLUX DIAGRAM:

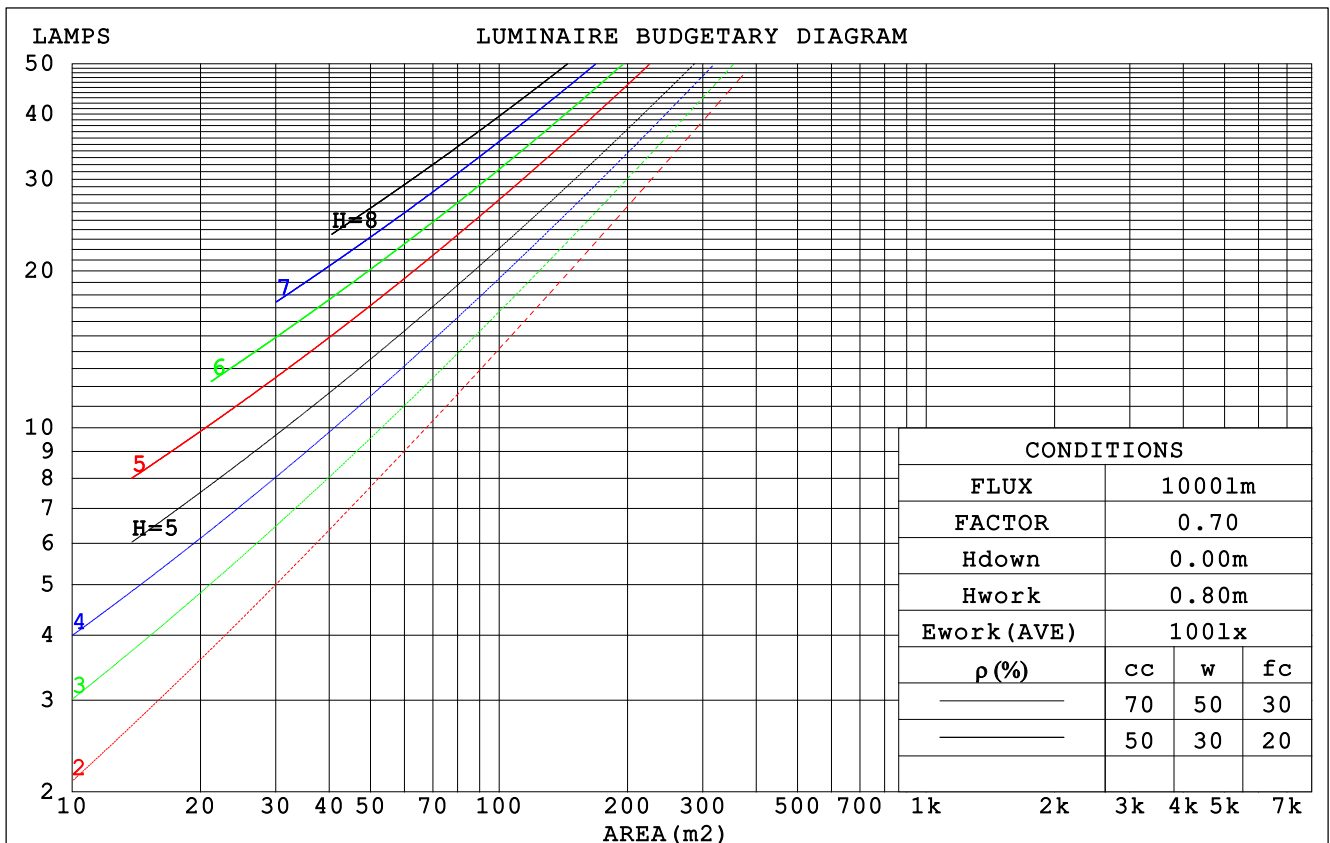
γ	C0	C45	C90	C135	C180	C225	C270	C315	γ	Φ zone	Φ total	%lum,lamp
5	1895	1873	1868	1874	1896	1874	1868	1874	0- 5	45.14	45.14	0.78,0.78
10	1860	1828	1827	1828	1861	1830	1829	1829	5- 10	132.6	177.8	3.07,3.07
15	1801	1772	1787	1773	1804	1775	1790	1774	10- 15	214.3	392.1	6.77,6.77
20	1721	1708	1747	1708	1727	1711	1751	1710	15- 20	288.3	680.4	11.7,11.7
25	1622	1636	1707	1636	1630	1640	1712	1639	20- 25	352.9	1033	17.8,17.8
30	1508	1559	1611	1561	1516	1566	1618	1563	25- 30	405.5	1439	24.8,24.8
35	1381	1464	1516	1464	1389	1471	1525	1469	30- 35	442.3	1881	32.5,32.5
40	1244	1340	1420	1341	1254	1349	1431	1347	35- 40	464.4	2345	40.5,40.5
45	1102	1217	1324	1217	1113	1228	1338	1226	40- 45	472.7	2818	48.6,48.6
50	957.5	1097	1228	1098	969.0	1109	1245	1107	45- 50	468.4	3287	56.7,56.7
55	812.9	980.5	1120	982.8	824.7	995.1	1136	992.1	50- 55	452.4	3739	64.5,64.5
60	669.6	867.7	1012	870.8	681.7	884.0	1027	880.2	55- 60	425.0	4164	71.9,71.9
65	529.4	748.4	903.9	751.1	541.7	762.6	918.0	759.8	60- 65	388.5	4553	78.6,78.6
70	393.1	634.9	795.7	637.3	405.2	646.8	809.1	645.4	65- 70	344.7	4897	84.5,84.5
75	263.8	527.5	687.6	527.4	275.9	537.4	700.3	537.0	70- 75	295.9	5193	89.6,89.6
80	147.4	428.5	596.7	426.4	157.2	437.1	607.6	436.9	75- 80	245.7	5439	93.9,93.9
85	56.40	348.0	505.9	345.3	65.52	357.2	515.0	356.9	80- 85	199.0	5638	97.3,97.3
90	18.16	271.4	415.1	268.0	26.46	281.4	422.3	280.7	85- 90	157.3	5795	100,100
95									90- 95			
100									95-100			
105									100-105			
110									105-110			
115									110-115			
120									115-120			
125									120-125			
130									125-130			
135									130-135			
140									135-140			
145									140-145			
150									145-150			
155									150-155			
160									155-160			
165									160-165			
170									165-170			
175									170-175			
180									175-180			
DEG	LUMINOUS INTENSITY:cd								UNIT:lm			

C Range: 0 - 360DEG
C Interval: 5.0DEG
Test Speed: HIGH
Temperature:25DEG
Operators:Peter
Test Date:2020-03-25

γ Range: 0 - 90DEG
 γ Interval: 0.5DEG
Test System:EVERFINE GO-2000A_V1 SYSTEM V2.0.290
Humidity:50%
Test Distance:8.900m [K=1.0000]
Remarks:

CU AND LUMINAIRE BUDGETARY ESTIMATE DIAGRAM

ρ_{cc}	80%			70%			50%			30%			10%			0
ρ_w	50%	30%	10%	50%	30%	10%	50%	30%	10%	50%	30%	10%	50%	30%	10%	0
ρ_{fc}	20%			20%			20%			20%			20%			0
RCR	RCR:Room Cavity Ratio						Coefficients of Utilization(CU)									
0.0	1.19	1.19	1.19	1.16	1.16	1.16	1.11	1.11	1.11	1.06	1.06	1.06	1.02	1.02	1.02	1.00
1.0	1.01	.96	.91	.99	.94	.90	.94	.90	.87	.90	.87	.84	.87	.84	.82	.79
2.0	.87	.79	.73	.85	.78	.72	.81	.75	.70	.78	.73	.69	.75	.71	.67	.65
3.0	.76	.67	.60	.74	.66	.59	.71	.64	.58	.68	.62	.57	.66	.61	.56	.54
4.0	.67	.58	.51	.66	.57	.50	.63	.55	.49	.61	.54	.49	.58	.53	.48	.46
5.0	.60	.50	.43	.59	.50	.43	.56	.49	.43	.54	.48	.42	.53	.46	.42	.39
6.0	.54	.44	.38	.53	.44	.38	.51	.43	.37	.49	.42	.37	.48	.41	.36	.34
7.0	.49	.40	.33	.48	.39	.33	.46	.39	.33	.45	.38	.33	.43	.37	.32	.30
8.0	.44	.36	.30	.44	.35	.30	.42	.35	.29	.41	.34	.29	.40	.34	.29	.27
9.0	.41	.32	.27	.40	.32	.27	.39	.32	.26	.38	.31	.26	.37	.31	.26	.24
10.0	.38	.30	.24	.37	.29	.24	.36	.29	.24	.35	.29	.24	.34	.28	.24	.22



C Range: 0 - 360DEG
 C Interval: 5.0DEG
 Test Speed: HIGH
 Temperature:25DEG
 Operators:Peter
 Test Date:2020-03-25

γ Range: 0 - 90DEG
 γ Interval: 0.5DEG
 Test System:EVERFINE GO-2000A_V1 SYSTEM V2.0.290
 Humidity:50%
 Test Distance:8.900m [K=1.0000]
 Remarks:

WEC AND CCEC

pcc	80%			70%			50%			30%			10%			0
pw	50%	30%	10%	50%	30%	10%	50%	30%	10%	50%	30%	10%	50%	30%	10%	0
pfc	20%			20%			20%			20%			20%			0
RCR	RCR:Room Cavity Ratio						Wall Exitance Coefficients(WEC)									
0.0																
1.0	.366	.208	.066	.359	.205	.065	.346	.198	.063	.333	.192	.062	.322	.186	.060	
2.0	.325	.178	.055	.318	.175	.054	.306	.170	.053	.295	.166	.052	.285	.161	.051	
3.0	.292	.155	.046	.286	.153	.046	.275	.149	.045	.266	.146	.045	.257	.142	.044	
4.0	.265	.137	.040	.260	.136	.040	.250	.133	.040	.241	.130	.039	.233	.127	.039	
5.0	.242	.123	.036	.237	.122	.035	.229	.119	.035	.221	.117	.035	.214	.114	.034	
6.0	.222	.111	.032	.218	.110	.032	.211	.108	.031	.204	.106	.031	.198	.104	.031	
7.0	.206	.102	.029	.202	.101	.029	.195	.099	.028	.189	.097	.028	.183	.095	.028	
8.0	.191	.093	.026	.188	.093	.026	.182	.091	.026	.177	.089	.026	.171	.088	.026	
9.0	.178	.086	.024	.176	.086	.024	.170	.084	.024	.165	.083	.024	.161	.082	.024	
10.0	.167	.080	.022	.165	.080	.022	.160	.078	.022	.155	.077	.022	.151	.076	.022	

pcc	80%			70%			50%			30%			10%			0
pw	50%	30%	10%	50%	30%	10%	50%	30%	10%	50%	30%	10%	50%	30%	10%	0
pfc	20%			20%			20%			20%			20%			0
RCR	RCR:Room Cavity Ratio						Ceiling Cavity Exitance Coefficients(CCEC)									
0.0	.190	.190	.190	.163	.163	.163	.111	.111	.111	.064	.064	.064	.020	.020	.020	
1.0	.184	.156	.130	.158	.134	.112	.108	.092	.077	.062	.053	.045	.020	.017	.015	
2.0	.177	.132	.094	.151	.113	.081	.104	.078	.057	.060	.046	.033	.019	.015	.011	
3.0	.169	.114	.071	.145	.099	.062	.099	.069	.043	.057	.040	.026	.018	.013	.008	
4.0	.161	.101	.056	.138	.088	.049	.095	.061	.034	.055	.036	.020	.018	.012	.007	
5.0	.153	.091	.045	.131	.079	.040	.090	.055	.028	.052	.032	.017	.017	.011	.005	
6.0	.145	.083	.038	.125	.072	.033	.086	.050	.023	.050	.029	.014	.016	.010	.005	
7.0	.138	.076	.032	.119	.066	.028	.082	.046	.020	.048	.027	.012	.015	.009	.004	
8.0	.131	.070	.028	.113	.061	.024	.078	.043	.017	.045	.025	.010	.015	.008	.003	
9.0	.125	.065	.025	.108	.056	.022	.074	.040	.015	.043	.023	.009	.014	.008	.003	
10.0	.119	.061	.022	.102	.053	.019	.071	.037	.014	.041	.022	.008	.013	.007	.003	

C Range: 0 - 360DEG
 C Interval: 5.0DEG
 Test Speed: HIGH
 Temperature:25DEG
 Operators:Peter
 Test Date:2020-03-25

γ Range: 0 - 90DEG
 γ Interval: 0.5DEG
 Test System:EVERFINE GO-2000A_V1 SYSTEM V2.0.290
 Humidity:50%
 Test Distance:8.900m [K=1.0000]
 Remarks:

UGR(Unified Glare Rating) Table

ceiling/cavity	0.7	0.7	0.5	0.5	0.3	0.7	0.7	0.5	0.5	0.3
walls	0.5	0.3	0.5	0.3	0.3	0.5	0.3	0.5	0.3	0.3
working plane	0.2	0.2	0.2	0.2	0.2	0.2	0.2	0.2	0.2	0.2
Room dimensions	Viewed crosswise					Viewed endwise				
x = 2H y = 2H	22.4	24.0	22.6	24.2	24.4	24.1	25.7	24.4	25.9	26.1
3H	23.7	25.2	24.0	25.4	25.7	26.4	27.9	26.7	28.1	28.4
4H	24.2	25.6	24.5	25.9	26.1	27.6	29.0	27.9	29.3	29.5
6H	24.5	25.9	24.9	26.2	26.4	28.9	30.2	29.2	30.5	30.8
8H	24.6	25.9	25.0	26.2	26.5	29.6	30.9	30.0	31.2	31.5
12H	24.6	25.9	25.0	26.2	26.5	30.4	31.7	30.8	32.0	32.3
4H 2H	23.4	24.8	23.7	25.0	25.3	24.7	26.1	25.0	26.4	26.6
3H	25.0	26.2	25.3	26.5	26.8	27.2	28.5	27.6	28.8	29.1
4H	25.7	26.8	26.0	27.1	27.5	28.6	29.8	29.0	30.1	30.4
6H	26.2	27.2	26.6	27.6	27.9	30.1	31.2	30.5	31.5	31.9
8H	26.3	27.3	26.7	27.7	28.0	31.0	32.0	31.4	32.3	32.7
12H	26.4	27.3	26.8	27.7	28.1	31.9	32.8	32.4	33.2	33.6
8H 4H	26.5	27.5	26.9	27.8	28.2	28.9	29.9	29.3	30.3	30.7
6H	27.3	28.2	27.8	28.6	29.0	30.7	31.6	31.2	32.0	32.4
8H	27.7	28.4	28.1	28.8	29.3	31.8	32.5	32.3	33.0	33.4
12H	27.9	28.5	28.4	29.0	29.5	33.0	33.7	33.5	34.1	34.6
12H 4H	26.7	27.6	27.2	28.0	28.4	28.9	29.8	29.4	30.2	30.6
6H	27.8	28.5	28.2	28.9	29.4	30.9	31.6	31.3	32.0	32.5
8H	28.3	28.9	28.7	29.4	29.8	32.0	32.7	32.5	33.1	33.6
Variations with the observer position at spacings:										
S = 1.0H	+ 0.1 / - 0.1					+ 0.1 / - 0.1				
1.5H	+ 0.2 / - 0.2					+ 0.2 / - 0.3				
2.0H	+ 0.1 / - 0.3					+ 0.2 / - 0.4				

CIE Pub.117 Corrected 5795 lm Total Lamp Luminous Flux. (8log(F/F0) = 6.1)

C Range: 0 - 360DEG
C Interval: 5.0DEG
Test Speed: HIGH
Temperature:25DEG
Operators:Peter
Test Date:2020-03-25

γ Range: 0 - 90DEG
 γ Interval: 0.5DEG
Test System:EVERFINE GO-2000A_V1 SYSTEM V2.0.290
Humidity:50%
Test Distance:8.900m [K=1.0000]
Remarks:

UTILIZATION FACTORS TABLE

REFLECTANCE										
Ceiling	0.8	0.8	0.8	0.7	0.7	0.7	0.5	0.5	0.5	0
Walls	0.7	0.5	0.3	0.7	0.5	0.3	0.7	0.5	0.3	0
Working plane	0.2	0.2	0.2	0.2	0.2	0.2	0.2	0.2	0.2	0
ROOM INDEX	UTILIZATION FACTORS (PERCENT) $k(RI) \times RCR = 5$									
$k = 0.60$	55	43	36	55	43	36	53	43	36	29
0.80	65	53	45	64	52	45	62	52	45	37
1.00	73	61	53	72	61	53	70	62	53	45
1.25	80	69	61	79	68	61	76	66	60	52
1.50	85	74	67	83	73	66	80	71	65	57
2.00	92	82	75	90	81	74	86	79	73	64
2.50	96	87	80	94	86	80	90	83	78	69
3.00	100	92	85	97	90	84	93	87	82	73
4.00	104	97	92	101	95	90	97	92	88	78
5.00	106	101	96	104	99	94	99	95	91	82
ROOM INDEX	UF(total)									Direct
According to DIN EN 13032-2 2004			Suspended				SHRNOM = 1.25			

C Range: 0 - 360DEG
 C Interval: 5.0DEG
 Test Speed: HIGH
 Temperature: 25DEG
 Operators: Peter
 Test Date: 2020-03-25

γ Range: 0 - 90DEG
 γ Interval: 0.5DEG
 Test System: EVERFINE GO-2000A_V1 SYSTEM V2.0.290
 Humidity: 50%
 Test Distance: 8.900m [K=1.0000]
 Remarks:

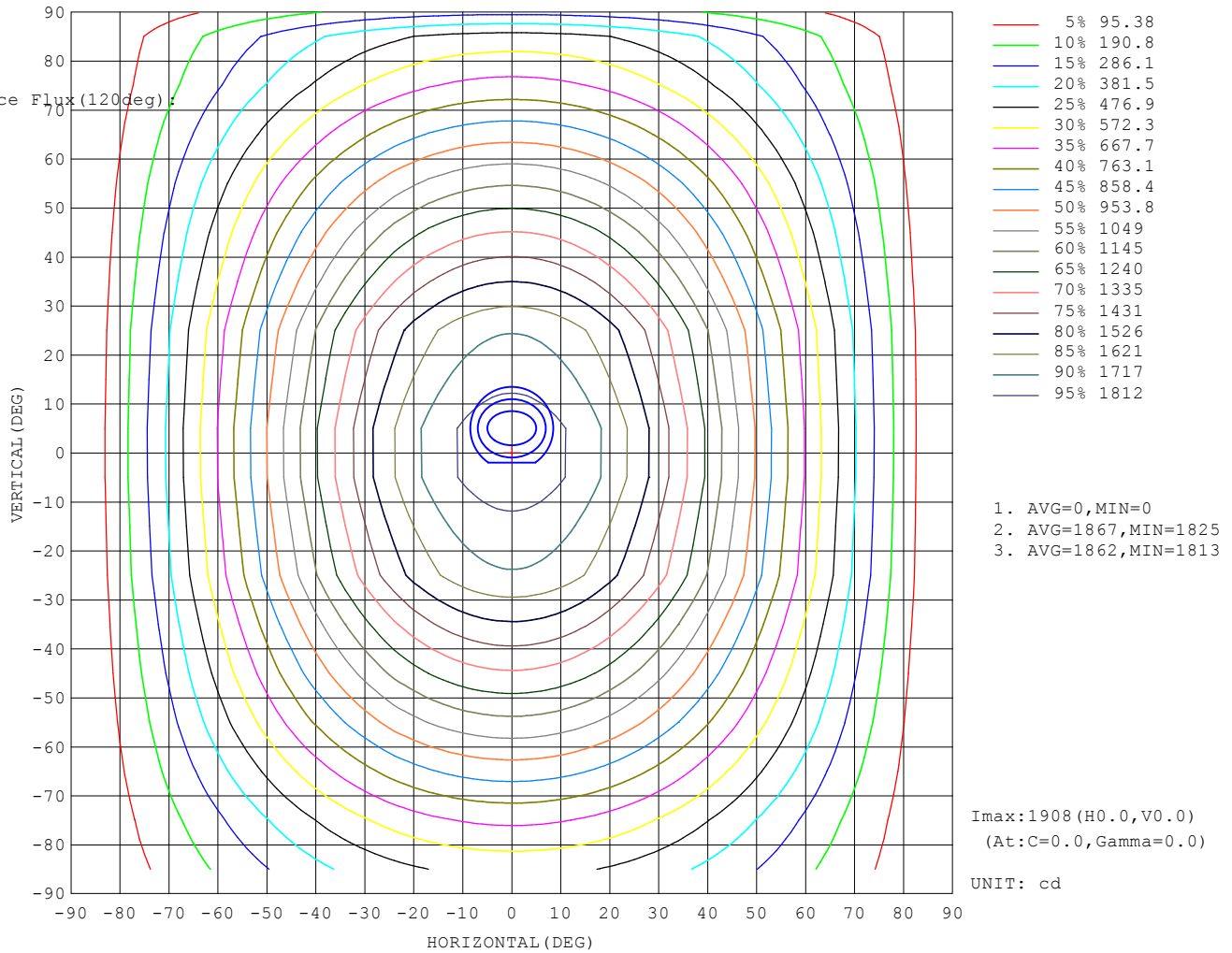
ISOCANDELA DIAGRAM

Conical surface Flux(90deg):

2818.2 lm
 %lum = 48.6%
 %lamp = 48.6%

Conical surface Flux(120deg):

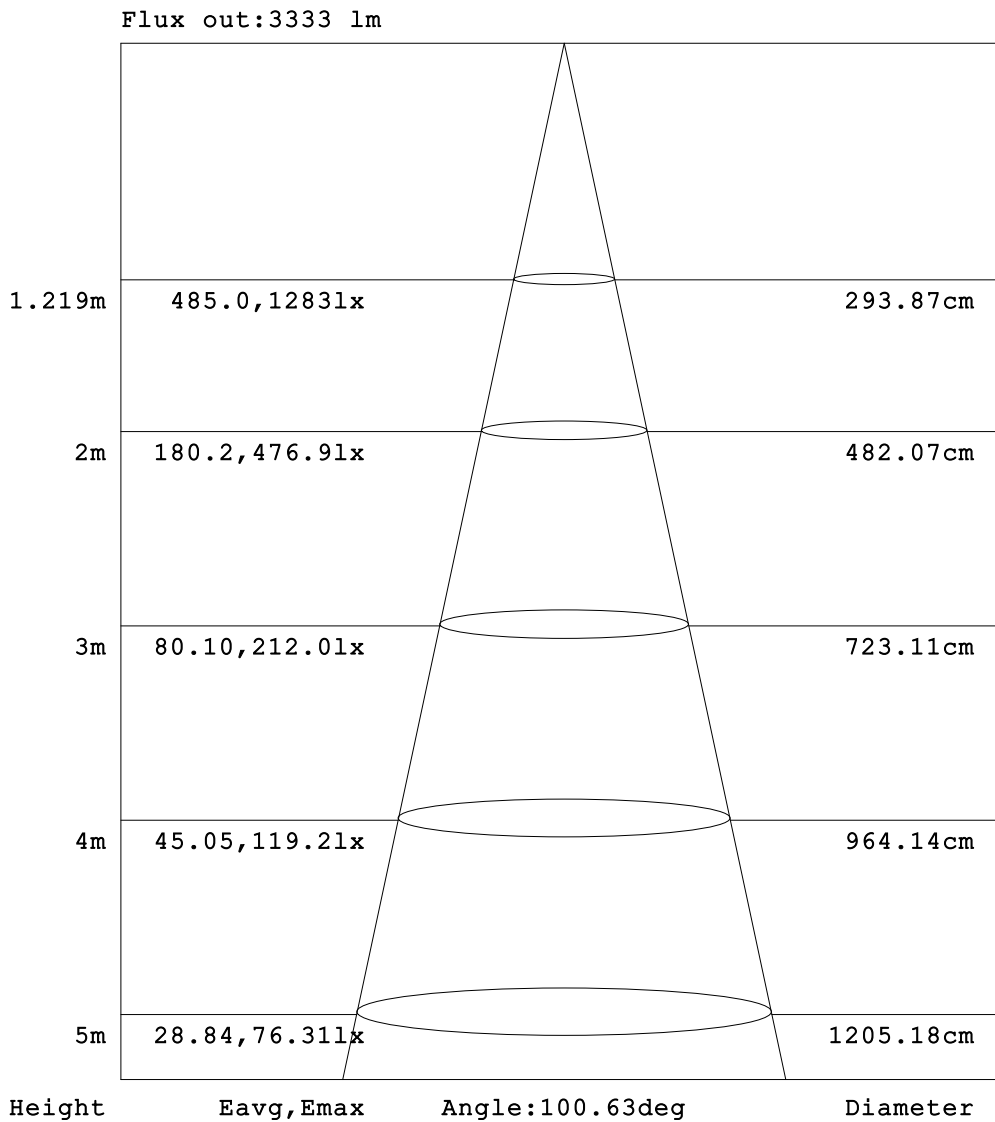
4164 lm
 %lum = 71.9%
 %lamp = 71.9%



C Range: 0 - 360DEG
 C Interval: 5.0DEG
 Test Speed: HIGH
 Temperature:25DEG
 Operators:Peter
 Test Date:2020-03-25

γ Range: 0 - 90DEG
 γ Interval: 0.5DEG
 Test System:EVERFINE GO-2000A_V1 SYSTEM V2.0.290
 Humidity:50%
 Test Distance:8.900m [K=1.0000]
 Remarks:

AAI Figure

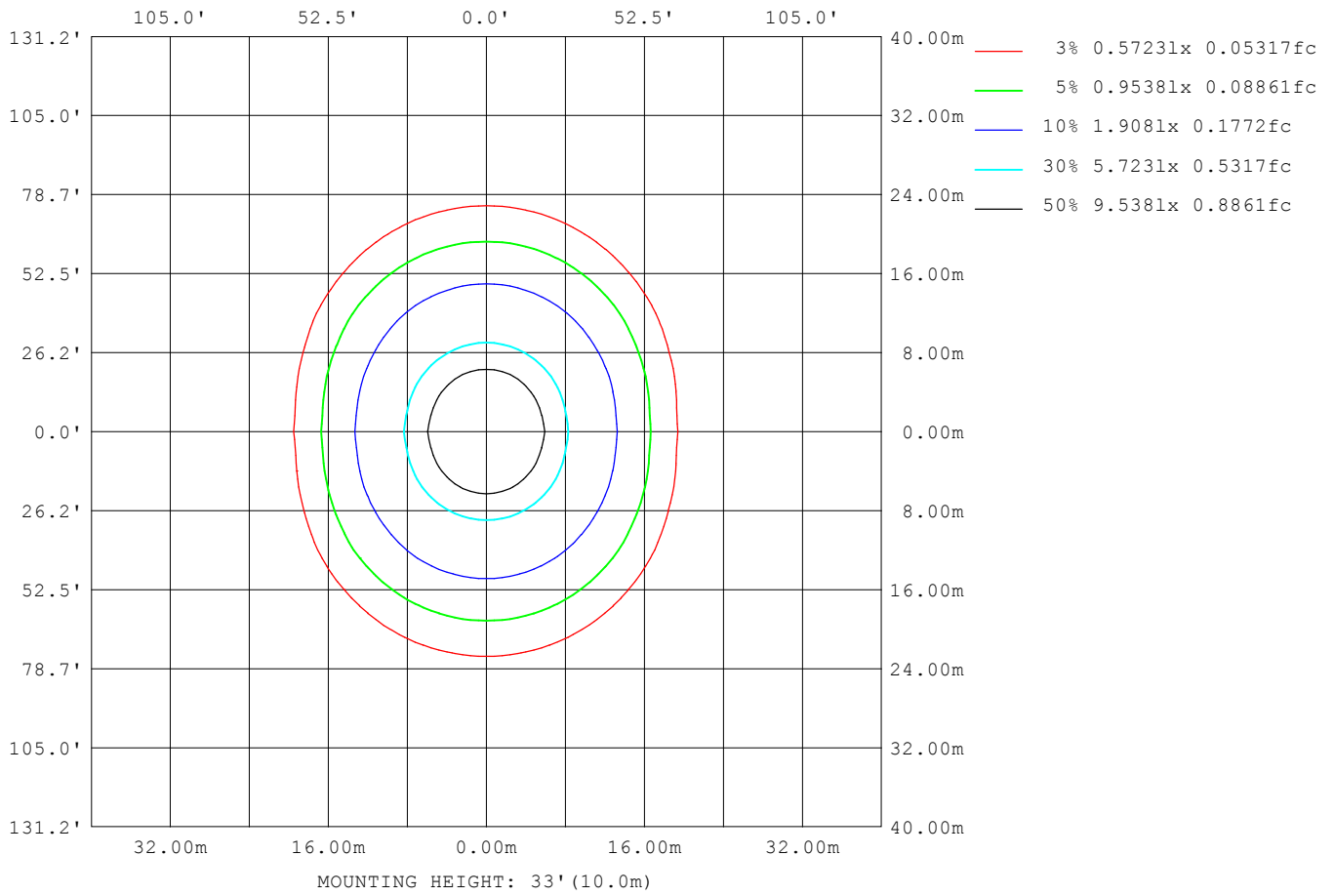


Note: The Curves indicate the illuminated area and the average illumination when the luminaire is at different distance.

C Range: 0 - 360DEG
 C Interval: 5.0DEG
 Test Speed: HIGH
 Temperature: 25DEG
 Operators: Peter
 Test Date: 2020-03-25

γ Range: 0 - 90DEG
 γ Interval: 0.5DEG
 Test System: EVERFINE GO-2000A_V1 SYSTEM V2.0.290
 Humidity: 50%
 Test Distance: 8.900m [K=1.0000]
 Remarks:

ISOLUX DIAGRAM



C Range: 0 - 360DEG
 C Interval: 5.0DEG
 Test Speed: HIGH
 Temperature: 25DEG
 Operators: Peter
 Test Date: 2020-03-25

γ Range: 0 - 90DEG
 γ Interval: 0.5DEG
 Test System: EVERFINE GO-2000A_V1 SYSTEM V2.0.290
 Humidity: 50%
 Test Distance: 8.900m [K=1.0000]
 Remarks:

LED Avg.L Report

Test:U:120.0V I:0.3707A P:44.42W PF:0.9986 Lamp Flux:5795.18x1 lm		
NAME: ASD-LSF5-4A44AC-MS-SW (44W 3500K)	TYPE:LED	WEIGHT:
SPEC.:	DIM.: 1219*66*68mm	SERIAL No.:
MFR.: ASD lighting corp.	SUR.:1219*66*68mm	PROTECTION ANGLE:

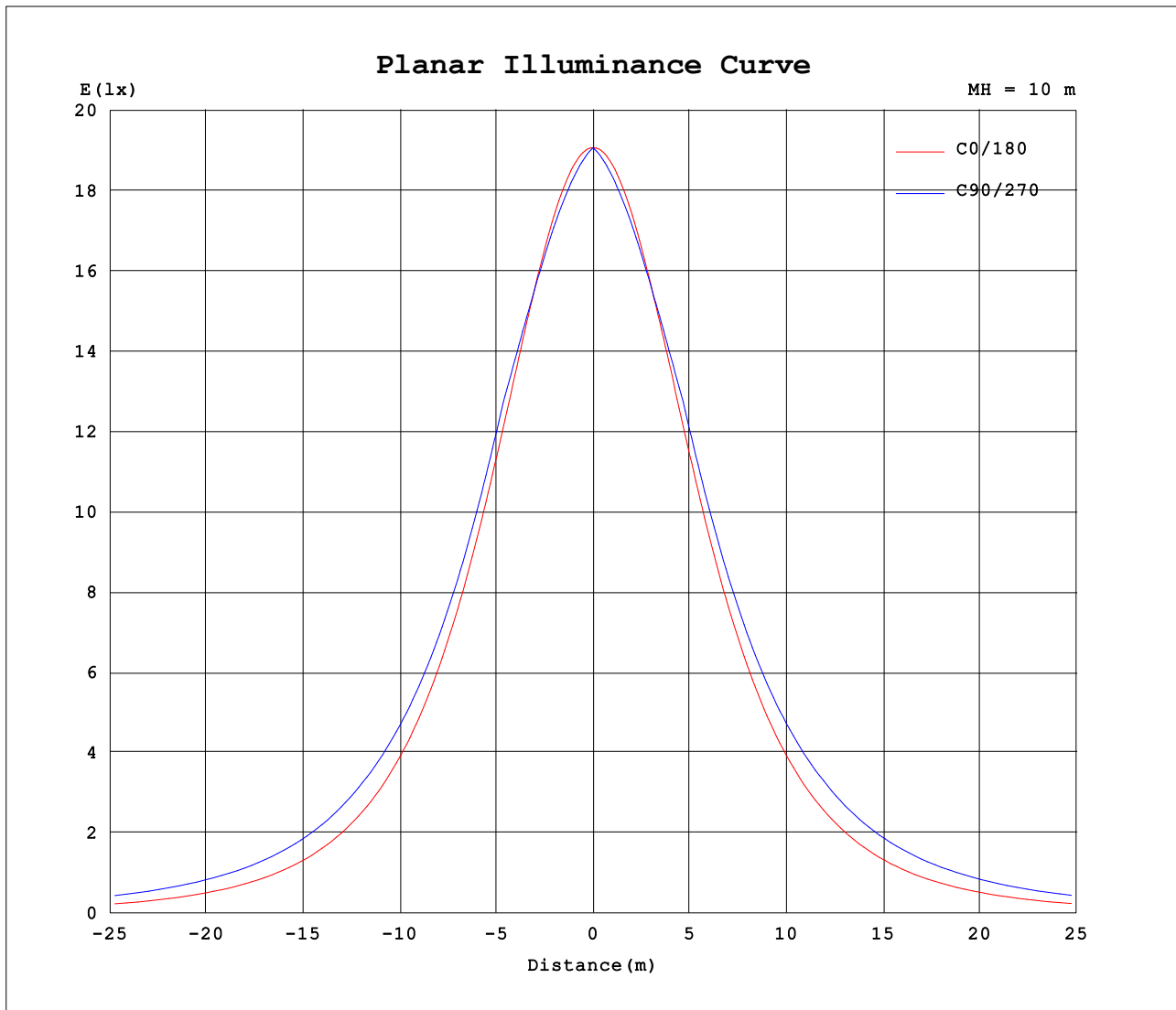
AvgL	cd/m2
L_0~180 (65) av	15872
L_0~180 (75) av	13060
L_0~180 (85) av	8760
L_90~270 (65) av	26998
L_90~270 (75) av	33581
L_90~270 (85) av	73354
L_45 (65) av	22389
L_45 (75) av	25760
L_45 (85) av	50564

Standard: GB/T 29293-2012

C Range: 0 - 360DEG
C Interval: 5.0DEG
Test Speed: HIGH
Temperature:25DEG
Operators:Peter
Test Date:2020-03-25

γ Range: 0 - 90DEG
 γ Interval: 0.5DEG
Test System:EVERFINE GO-2000A_V1 SYSTEM V2.0.290
Humidity:50%
Test Distance:8.900m [K=1.0000]
Remarks:

Planar Illuminance Curve



C Range: 0 - 360DEG
C Interval: 5.0DEG
Test Speed: HIGH
Temperature: 25DEG
Operators: Peter
Test Date: 2020-03-25

γ Range: 0 - 90DEG
 γ Interval: 0.5DEG
Test System: EVERFINE GO-2000A_V1 SYSTEM V2.0.290
Humidity: 50%
Test Distance: 8.900m [K=1.0000]
Remarks:

LUMINOUS DISTRIBUTION INTENSITY DATA

Table--1

UNIT: cd

C (DEG) γ (DEG)	0	5	10	15	20	25	30	35	40	45	50	55	60	65	70	75	80	85	90
0	1908	1908	1908	1908	1908	1908	1908	1908	1908	1908	1908	1908	1908	1908	1908	1908	1908	1908	1908
5	1895	1892	1889	1886	1883	1881	1878	1876	1875	1873	1872	1871	1870	1869	1869	1868	1868	1868	1868
10	1860	1853	1848	1843	1839	1835	1832	1830	1829	1828	1827	1827	1827	1827	1827	1827	1827	1827	1827
15	1801	1792	1785	1779	1775	1772	1771	1770	1771	1772	1774	1776	1779	1781	1783	1785	1786	1787	1787
20	1721	1710	1702	1696	1694	1693	1695	1698	1703	1708	1714	1720	1727	1732	1737	1742	1745	1747	1747
25	1622	1610	1602	1598	1598	1601	1607	1615	1625	1636	1648	1660	1671	1681	1690	1698	1703	1706	1707
30	1508	1495	1488	1486	1490	1498	1509	1524	1541	1559	1577	1592	1596	1600	1604	1607	1610	1611	1611
35	1381	1367	1362	1364	1372	1386	1405	1427	1452	1464	1471	1479	1487	1495	1502	1508	1512	1515	1516
40	1244	1232	1229	1235	1249	1270	1297	1321	1329	1340	1352	1365	1378	1390	1400	1409	1415	1419	1420
45	1102	1091	1091	1102	1123	1152	1174	1185	1200	1217	1235	1253	1270	1286	1299	1310	1318	1322	1324
50	958	948	952	969	997	1022	1035	1052	1074	1097	1120	1142	1163	1182	1198	1211	1221	1226	1228
55	813	805	813	837	867	880	900	925	952	980	1008	1035	1057	1075	1091	1103	1113	1118	1120
60	670	664	678	709	724	745	773	804	837	868	894	919	942	962	980	994	1004	1010	1012
65	529	526	546	570	590	619	654	689	719	748	777	805	829	851	870	885	895	902	904
70	393	394	421	437	467	504	537	570	603	635	666	694	720	742	761	776	787	794	796
75	264	269	291	319	355	389	425	460	494	528	559	587	613	635	654	669	679	686	688
80	147	158	181	215	251	287	324	360	394	428	462	492	519	542	562	577	588	595	597
85	56.4	69.4	98.2	131	166	204	242	279	314	348	379	408	433	455	473	488	498	504	506
90	18.2	32.8	53.1	78.8	109	143	176	209	241	271	300	326	349	369	385	398	408	413	415

C Range: 0 - 360DEG
C Interval: 5.0DEG
Test Speed: HIGH
Temperature:25DEG
Operators:Peter
Test Date:2020-03-25

γ Range: 0 - 90DEG
γ Interval: 0.5DEG
Test System:EVERFINE GO-2000A_V1 SYSTEM V2.0.290
Humidity:50%
Test Distance:8.900m [K=1.0000]
Remarks:

LUMINOUS DISTRIBUTION INTENSITY DATA

Table--2

UNIT: cd

C (DEG) γ (DEG)	95	100	105	110	115	120	125	130	135	140	145	150	155	160	165	170	175	180	185
0	1908	1908	1908	1908	1908	1908	1908	1908	1908	1908	1908	1908	1908	1908	1908	1908	1908	1908	1908
5	1868	1868	1868	1869	1869	1870	1871	1872	1874	1875	1877	1879	1881	1884	1887	1890	1893	1896	1893
10	1827	1827	1827	1827	1827	1827	1827	1828	1828	1829	1831	1833	1836	1840	1844	1849	1855	1861	1855
15	1787	1786	1785	1783	1781	1779	1776	1774	1773	1772	1771	1772	1773	1777	1781	1787	1795	1804	1795
20	1747	1744	1741	1737	1732	1726	1720	1714	1708	1703	1699	1696	1695	1696	1700	1707	1715	1727	1716
25	1706	1702	1697	1689	1680	1670	1659	1647	1636	1626	1618	1611	1605	1602	1603	1608	1617	1630	1617
30	1611	1609	1606	1603	1599	1594	1590	1577	1561	1542	1525	1512	1501	1494	1491	1494	1502	1516	1502
35	1515	1512	1507	1501	1494	1486	1479	1472	1464	1452	1428	1406	1388	1375	1368	1368	1374	1389	1376
40	1419	1415	1408	1400	1390	1379	1367	1354	1341	1328	1319	1296	1271	1252	1239	1235	1240	1254	1241
45	1322	1318	1310	1299	1286	1272	1256	1236	1217	1200	1185	1173	1152	1125	1107	1097	1099	1113	1101
50	1226	1221	1212	1199	1184	1167	1145	1121	1098	1075	1053	1036	1022	999	973	958	957	969	959
55	1118	1113	1104	1092	1077	1063	1037	1011	983	954	929	902	882	868	840	820	814	825	816
60	1010	1004	994	981	964	945	921	896	871	843	807	776	748	727	712	684	673	682	675
65	902	895	884	870	853	830	805	779	751	722	693	658	624	594	573	552	535	542	538
70	793	787	776	761	743	720	694	666	637	604	572	541	510	472	442	425	402	405	405
75	685	678	668	653	634	612	586	558	527	495	461	428	393	360	324	295	276	276	280
80	594	587	576	560	541	517	490	460	426	392	359	324	289	254	219	186	164	157	168
85	503	497	486	472	453	431	405	377	345	311	276	240	203	167	133	102	75.0	65.5	77.3
90	413	407	397	384	367	347	323	297	268	236	203	170	136	103	75.0	52.5	33.3	26.5	34.0

C Range: 0 - 360DEG
C Interval: 5.0DEG
Test Speed: HIGH
Temperature: 25DEG
Operators: Peter
Test Date: 2020-03-25

γ Range: 0 - 90DEG
γ Interval: 0.5DEG
Test System: EVERFINE GO-2000A_V1 SYSTEM V2.0.290
Humidity: 50%
Test Distance: 8.900m [K=1.0000]
Remarks:

LUMINOUS DISTRIBUTION INTENSITY DATA

Table--3

UNIT: cd

C (DEG) γ (DEG)	190	195	200	205	210	215	220	225	230	235	240	245	250	255	260	265	270	275	280
0	1908	1908	1908	1908	1908	1908	1908	1908	1908	1908	1908	1908	1908	1908	1908	1908	1908	1908	1908
5	1890	1887	1884	1882	1879	1878	1876	1874	1873	1872	1871	1870	1870	1869	1869	1868	1868	1868	1869
10	1849	1844	1840	1837	1834	1832	1831	1830	1829	1829	1829	1829	1829	1829	1829	1829	1829	1829	1829
15	1788	1782	1778	1775	1773	1773	1774	1775	1777	1779	1781	1783	1786	1787	1789	1790	1790	1790	1789
20	1707	1702	1698	1697	1698	1701	1706	1711	1717	1723	1730	1735	1741	1745	1748	1750	1751	1750	1748
25	1609	1605	1604	1608	1615	1622	1630	1640	1651	1663	1674	1685	1694	1701	1707	1710	1712	1711	1707
30	1495	1493	1497	1505	1516	1530	1547	1566	1583	1596	1601	1605	1609	1613	1616	1617	1618	1618	1616
35	1370	1371	1379	1393	1411	1433	1458	1471	1480	1487	1494	1503	1510	1516	1521	1524	1525	1524	1521
40	1238	1243	1257	1277	1303	1327	1336	1349	1363	1377	1389	1400	1411	1419	1426	1430	1431	1430	1426
45	1101	1111	1131	1160	1182	1194	1209	1228	1247	1267	1283	1299	1312	1323	1331	1336	1338	1336	1331
50	962	978	1006	1031	1044	1063	1085	1109	1134	1158	1180	1198	1214	1227	1237	1243	1245	1243	1236
55	824	847	877	891	912	937	966	995	1024	1052	1076	1091	1107	1119	1128	1134	1136	1134	1128
60	689	719	735	758	787	818	852	884	909	935	958	978	996	1008	1018	1025	1027	1025	1018
65	557	581	603	633	670	705	733	763	791	818	844	866	884	898	909	916	918	916	909
70	431	449	481	519	551	585	615	647	677	706	733	755	774	789	800	807	809	807	800
75	301	332	369	402	436	471	505	537	568	597	625	646	665	680	691	698	700	698	692
80	191	226	261	297	332	368	401	437	470	501	530	552	572	587	598	605	608	605	599
85	105	138	173	212	250	287	323	357	388	417	443	464	482	496	507	513	515	513	507
90	56.9	86.0	118	152	185	218	250	281	310	335	358	378	394	406	415	420	422	421	415

C Range: 0 - 360DEG γ Range: 0 - 90DEG
C Interval: 5.0DEG γ Interval: 0.5DEG
Test Speed: HIGH Test System: EVERFINE GO-2000A_V1 SYSTEM V2.0.290
Temperature: 25DEG Humidity: 50%
Operators: Peter Test Distance: 8.900m [K=1.0000]
Test Date: 2020-03-25 Remarks:

LUMINOUS DISTRIBUTION INTENSITY DATA

Table--4

UNIT: cd

C (DEG) γ (DEG)	285	290	295	300	305	310	315	320	325	330	335	340	345	350	355				
0	1908	1908	1908	1908	1908	1908	1908	1908	1908	1908	1908	1908	1908	1908	1908				
5	1869	1869	1870	1871	1872	1873	1874	1875	1877	1879	1881	1883	1886	1889	1892				
10	1829	1829	1828	1828	1828	1828	1829	1830	1831	1833	1836	1839	1843	1848	1853				
15	1787	1785	1783	1781	1778	1776	1774	1773	1772	1772	1773	1776	1780	1785	1792				
20	1745	1741	1735	1730	1723	1717	1710	1705	1700	1696	1695	1695	1697	1703	1710				
25	1702	1694	1685	1675	1663	1651	1639	1628	1618	1609	1603	1599	1599	1603	1611				
30	1613	1610	1606	1601	1597	1582	1563	1544	1527	1512	1500	1492	1488	1489	1495				
35	1516	1510	1503	1494	1486	1477	1469	1456	1432	1409	1390	1375	1366	1364	1368				
40	1420	1411	1400	1387	1374	1360	1347	1336	1327	1302	1275	1253	1238	1231	1233				
45	1323	1311	1297	1281	1263	1245	1226	1208	1193	1181	1158	1128	1106	1094	1092				
50	1226	1213	1196	1177	1155	1131	1107	1083	1061	1043	1029	1003	974	955	949				
55	1118	1105	1089	1071	1049	1021	992	963	935	909	888	874	843	818	807				
60	1008	994	976	955	932	906	880	849	815	783	754	733	716	683	666				
65	898	883	864	842	816	789	760	730	700	665	629	599	578	552	529				
70	789	774	754	731	705	676	645	613	580	547	515	476	445	427	397				
75	681	665	646	624	597	568	537	504	469	434	399	365	327	297	273				
80	588	572	552	529	501	470	437	402	368	332	295	258	223	188	162				
85	497	483	464	442	417	388	357	323	287	250	211	172	137	103	73.4				
90	406	394	377	358	335	309	281	250	218	185	151	117	85.1	56.0	33.4				

C Range: 0 - 360DEG	γ Range: 0 - 90DEG
C Interval: 5.0DEG	γ Interval: 0.5DEG
Test Speed: HIGH	Test System: EVERFINE GO-2000A_V1 SYSTEM V2.0.290
Temperature: 25DEG	Humidity: 50%
Operators: Peter	Test Distance: 8.900m [K=1.0000]
Test Date: 2020-03-25	Remarks: